

**Official Title**

Use of Ivermectin as a Prophylactic Option in Asymptomatic Family  
Close Contacts with Patients of COVID-19

**NCT number:** 04422561

**Document date :** 31-5-2020



جامعة الزقازيق  
كلية الطب البشرى  
وحدة المراجعة المؤسسية للبحث العلمى

IRB

نموذج ٨

ZU-IRB #6150/31-5-2020

### NOTICE OF APPROVAL

IRB#:6150-31-5-2020

Approval DATE: 31-5-2020

Expiration DATE:31-5-2021

Principal Investigator (PI ): Waheed Shouman

Title of Protocol:

### Use of Ivermectin as a Prophylacite Option in Asymptomatic Family Close Contacts for Patients with COVID -19

Dear Dr: Waheed Shouman

The IRB has reviewed and assessed the above named study regarding the potential risks and benefits based on the Declaration of Helsinki. The "ratio" of risk to benefit is reasonable, given the goals of the study. The variables assessed, including the proposed subject populations, proposed procedures and scientific background are supporting the study. The IRB approved that it is within the ethical guidelines as outlined in the Declaration of Helsinki.

Having met the requirements set forth by the Institutional Review Board by an expedited review process

your research project is now approved, effective May 31, 2020. This project will require annual review and will expire on May 31, 2021. Research that has not received approval for continuation by this date may not continue past midnight of the expiration date.

If, during the course of the research, there are any serious adverse events, confidentiality concerns, these should be brought to the immediate attention of the IRB.

You should not initiate changes in the approved research protocol without IRB review and approval "except if found necessary to eliminate immediate hazards to the human subjects".

Sincerely  
CHair IRB



ZU- IRB #: نموذج 4

## CONFLICT OF INTEREST DISCLOSURE STATEMENT

مراجعة اخلاقيات  
البحوث العلمى  
IRB

IRB#: -----

**Principal Investigator: ) Prof /Waheed Shouman**

Title of Protocol: Use of Ivermectin as a prophylactic option in asymptomatic family close contacts for patients with COVID-19

Each author must indicate below that either (a) no financial conflict of interest exists with any commercial entity whose products are described, reviewed, evaluated or compared in the research proposal, except for that disclosed under "Acknowledgements" or (b) a potential conflict of interest exists with one or more commercial entities whose products are described, reviewed, evaluated or compared in the research proposal through the existence of one or more of the following relationships: the author is a full or part-time employee of a company; has an existing or optional equity interest in a company; owns or partly owns patents licensed to a company; has an ongoing retainer relationship (consultant ship, speaker, etc.) with a company for which he/she receives financial remuneration; or has received financial compensation for this publication or for the work involved in this publication.

**I agree with the preceding conditions and provide the appropriate signatures and information below accordingly** (please photocopy this form and attach additional sheets as need be with appropriate information and signatures affixed):

**PI Name: Prof Waheed Shouman**

-----27-5-2020 -----Date: Signature: Conflict of Interest: NO

**Co-investigator Name:-**

| Name            | Conflict | Signature |
|-----------------|----------|-----------|
| Ramadan M Nafae |          |           |
| Mostafa Ragab   |          |           |
| Ashraf Sileem   |          |           |



|                        |  |  |
|------------------------|--|--|
| Lamiaa Gaber           |  |  |
| Dalia Anas             |  |  |
| Saad Rabae Samra       |  |  |
| Mohamed elshabrawy     |  |  |
| Abdelmonem Awad Hegazy |  |  |
| Tarek H al_Mahrouky    |  |  |
| Ahmad Said             |  |  |
| Ahmad Abbas            |  |  |

مراجعة اخلاقيات

البحث العلمى

IRB



**Title: Use of Ivermectin as a prophylactic option in asymptomatic family close contacts for patients with COVID-19.**

Researcher: Waheed M Shouman

Professor of Chest Medicine

Zagazig University

Egypt

Zip: 44519

Email: [shouman66@yahoo.com](mailto:shouman66@yahoo.com)

Tel. +201114812048

### **Introduction:**

The 1<sup>st</sup> cases of COVID-19 were reported by the Chinese officials to the WHO by 31 December 2019. Worldwide, the total cases by 23 April 2020 are 2,544,792 confirmed cases and 175,694 deaths [1]. No consensus on a certain drug therapy for COVID-19 infection. A lot of drugs are under trial or empirically included in treatment protocols for COVID-19. Drug re-purposing is the most widely used method for rapid response in the face of this epidemic. Trials to invent denovo medicines may not be the perfect rationale, while the death and infection toll is on the rise hourly.





One of these previously FDA approved drugs is Ivermectin. Ivermectin is FDA-approved drug for *Onchocerca volvulus* and

Lymphatic Filariasis [2]. It is known to have wide-spectrum antiviral activity against number of viruses under in vitro condition. [3-6] Ivermectin has been shown to inhibit the nuclear import of host and viral proteins. It has been demonstrated to limit infection by some RNA viruses including influenza, dengue and West Nile viruses. Ivermectin has similarly been shown to be effective against the DNA virus pseudorabies virus (PRV) both in vitro and in vivo. In an in vitro study, ivermectin was found to be an inhibitor of the SARS-CoV-2, with a single addition to Vero-hSLAM cells 2 h post infection with SARS-CoV-2 able to effect ~5000-fold reduction in viral RNA at 48 h. [7,8]

### **Rationale**

Previous studies demonstrated the antiviral role of Ivermectin and preliminary results from recent experimental reports highlighted an in vitro capability of withholding SARS-CoV-2 replication

### **Research question**

Is oral Ivermectin can prevent symptomatic COVI-19 infection in family close contacts with patients diagnosed as having the disease by RT-PCR

### **Hypothesis**

Ivermectin has an antiviral effect and may be effective in preventing development of symptomatic infection in family close contacts with patients having COVID-19

### **Aim**



To study oral Ivermectin as a prophylactic treatment in family close contacts with COVID-19 patients in the form of development of symptoms

### **Objectives**

To study the effect of oral Ivermectin as a prophylactic option in contacts with COVID-19 patients

### **Individuals:**

Adult family close contacts to COVID-19 positive patients diagnosed by RT-PCR.

### **Materials and Methods:**

**Study Design** interventional study

**Sample Size:** Family close contacts to 50 patients diagnosed as having COVID-19 by RT-PCR

**Location:** Isolation facilities/Zagazig University Hospitals

**Inclusion:** Age more than 16 years, Asymptomatic household close contacts

**Exclusion:** people previously treated for COVID-19, asymptomatic contacts with who have HRCT chest done and suggestive for COVID-19 infection

### **Intervention :**

All documented asymptomatic family contacts, starting on day of diagnosis of their index case will receive Ivermectin according to body weight as follows:





40-60 kg : 15 mg

60 -80 kg :18 mg

> 80 kg : 24 mg

This will be given as one dose at day one (diagnosis day), repeated once at day 3

In literature, individuals can receive 600mcg per Kg of ivermectin daily for 3 days without side effects (9,10)

### **Follow up:**

1-These asymptomatic persons will be followed up for 2 weeks after the diagnosis of index case for:

Symptoms development,

Radiological evaluation if symptoms developed (HRCT chest)

Swabs for SARS-2 Virus if symptomatic

Recording possible side effects during treatment: eg sleepiness and fatigue

### **References:**

[https://www.who.int/docs/default-source/coronaviruse/situation-reports/20200423-sitrep-94-covid-19.pdf?sfvrsn=b8304bf0\\_4](https://www.who.int/docs/default-source/coronaviruse/situation-reports/20200423-sitrep-94-covid-19.pdf?sfvrsn=b8304bf0_4).

Accessed 23-4-2020.

Aránzazu González Canga, Ana M. Sahagún Prieto, M. José Díez Liébana, Nélida Fernández Martínez, Matilde Sierra Vega, Juan J. García Vieitez. The Pharmacokinetics and Interactions of Ivermectin in Humans—A Mini-review. AAPS J. 2008 Mar; 10(1): 42–46







Mastrangelo E, Pezzullo M, De Burghgraeve T, et al.  
Ivermectin is a potent inhibitor of flavivirus replication

specifically targeting NS3 helicase activity: new prospects for an old drug. J Antimicrob Chemother. 2012; 67(8):1884-1894.

Götz, V., Magar, L., Dornfeld, D. et al. Influenza A viruses escape from MxA restriction at the expense of efficient nuclear vRNP import. Sci Rep 6, 23138 (2016).

Lundberg L, Pinkham C, Baer A, Amaya M, Narayanan A, Wagstaff KM, Jans DA, Kehn-Hall K. Nuclear import and export inhibitors alter capsid protein distribution in mammalian cells and reduce Venezuelan Equine Encephalitis Virus replication, Antiviral Research 2013; 100(3): 662-672.

Azeem S, Ashraf M, Rasheed MA, Anjum AA, Hameed R. Evaluation of cytotoxicity and antiviral activity of ivermectin against Newcastle disease virus. Pak J Pharm Sci. 2015; 28(2):597-602.

Caly L, Druce JD, Catton MG, Jans DA, Wagstaff KM. The FDA approved drug ivermectin inhibits the replication of SARS-CoV-2 in vitro. Antiviral Research 2020.

Ketkar H, Yang L, Wormser GP, Wang P. Lack of efficacy of ivermectin for prevention of a lethal Zika virus infection in a murine system. Diagnostic Microbiology and Infectious Disease 2019; 95(1): 38-40.

Smit MR, Ochomo EO, Waterhouse D et al Pharmacokinetics-pharmacodynamics of high-dose ivermectin with dihydroartemisinin-piperaquine on mosquitocidal activity and QT-prolongation (IVERMAL). Clin Pharmacol Ther 2019; 105: 388-401

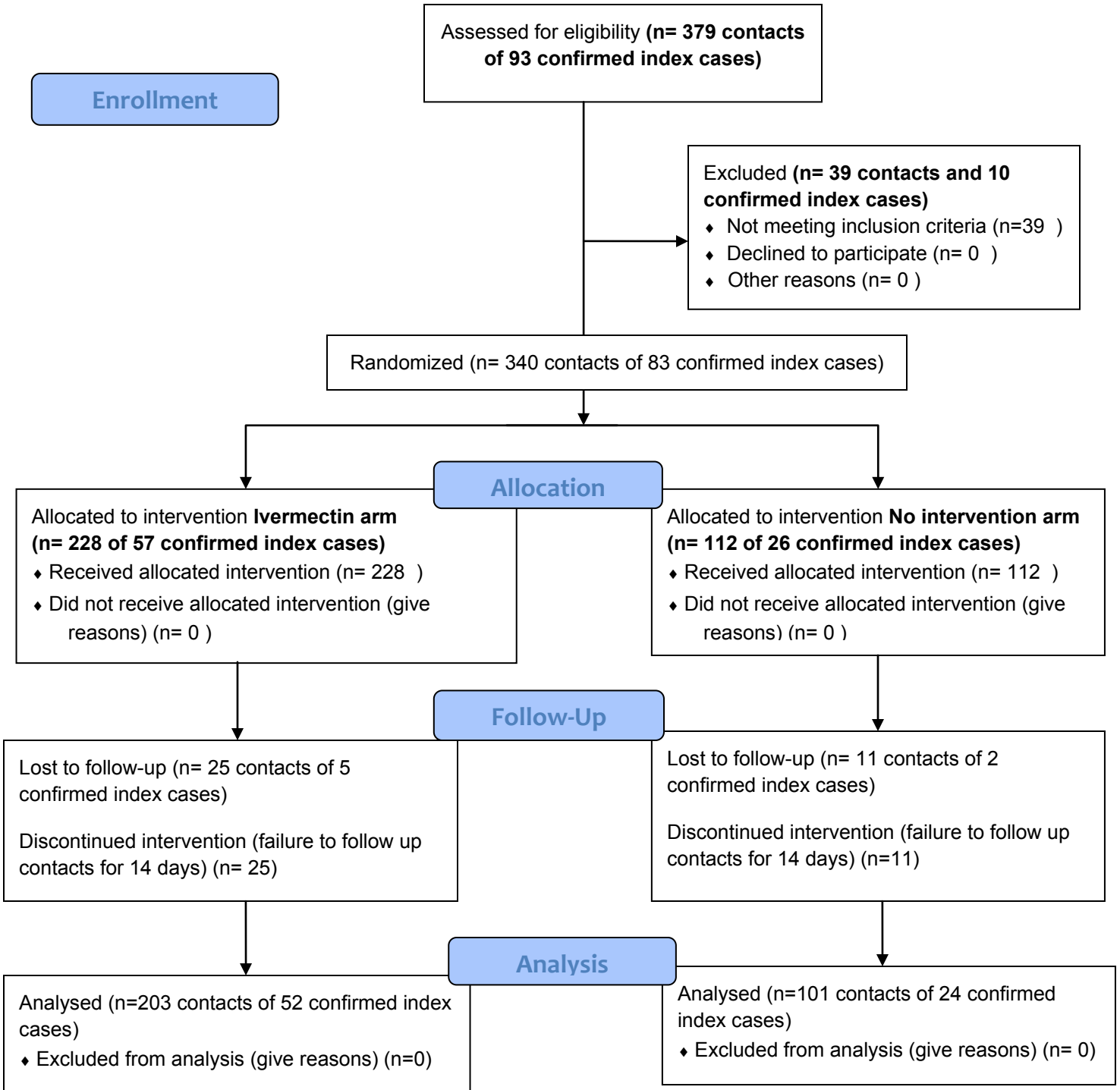
مراجعة اخلاقيات  
البحث العلمي  
IRB



Navarro M, Camprubí D, Requena-Méndez A, et al. Safety of high-dose ivermectin: a systematic review and meta-analysis. J Antimicrob Chemother 2020;75:827-34.

مراجعة اخلاقيات  
البحث العلمي  
IRB

## Consort Flow diagram of Ivermectin prophylaxis trial



## **Statistical analysis**

All data were collected, tabulated and statistically analyzed using SPSS 22.0 for windows (IBM Inc., Chicago, IL, USA) and MedCalc 13 for windows (MedCalc Software Bvba, Ostend, Belgium). Continuous Quantitative variables were expressed as the mean  $\pm$  SD & median (range), and categorical qualitative variables were expressed as absolute frequencies (number) & relative frequencies (percentage). Continuous data were checked for normality by using Shapiro Walk test. Mann-Whitney U test was used to compare between two groups of non-normally distributed data. Categorical data were compared using Chi-square test or Fisher's exact test when appropriate. Relative risk and its 95%Confidence interval (CI) was calculated to estimate risk of COVID-19 infection in addition forest plot was plotted. Univariate and multivariate binary logistic regression were built to find predictors for COVID-19 protection. All tests were two sided. p-value < 0.05 was considered statistically significant.

## Results

As regard index cases, there were 9 (11.8%) mild , 44 (57.9%) moderate and 23 (30.3%) severe cases. In the ivermectin group, there were 8 (53.3%) mild , 6 (40%) moderate and 1 (6.7%) severe cases. While in the no-intervention group, there were 31 (52.5) mild, 21 (35.6%) moderate and 7 (11.9%) cases.

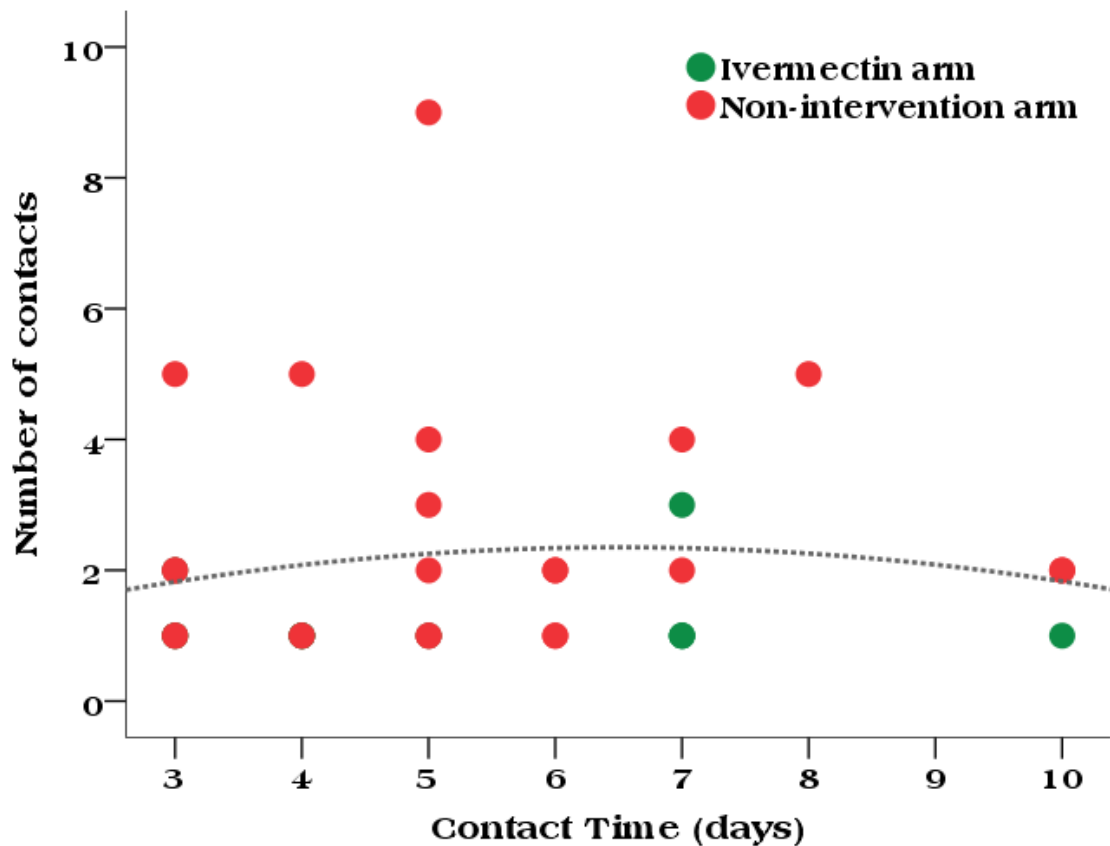


Figure (1): Scatter plot shows relationship between contact time in days and number of contacts that developed COVID-19; dashed line represent best fitted line (quadratic model).

There was insignificant linear correlation between contact time in days and number of contact that developed COVID-19. The appropriate forecasting for number of contact that developed COVID-19 based upon contact time in days was quadratic model.

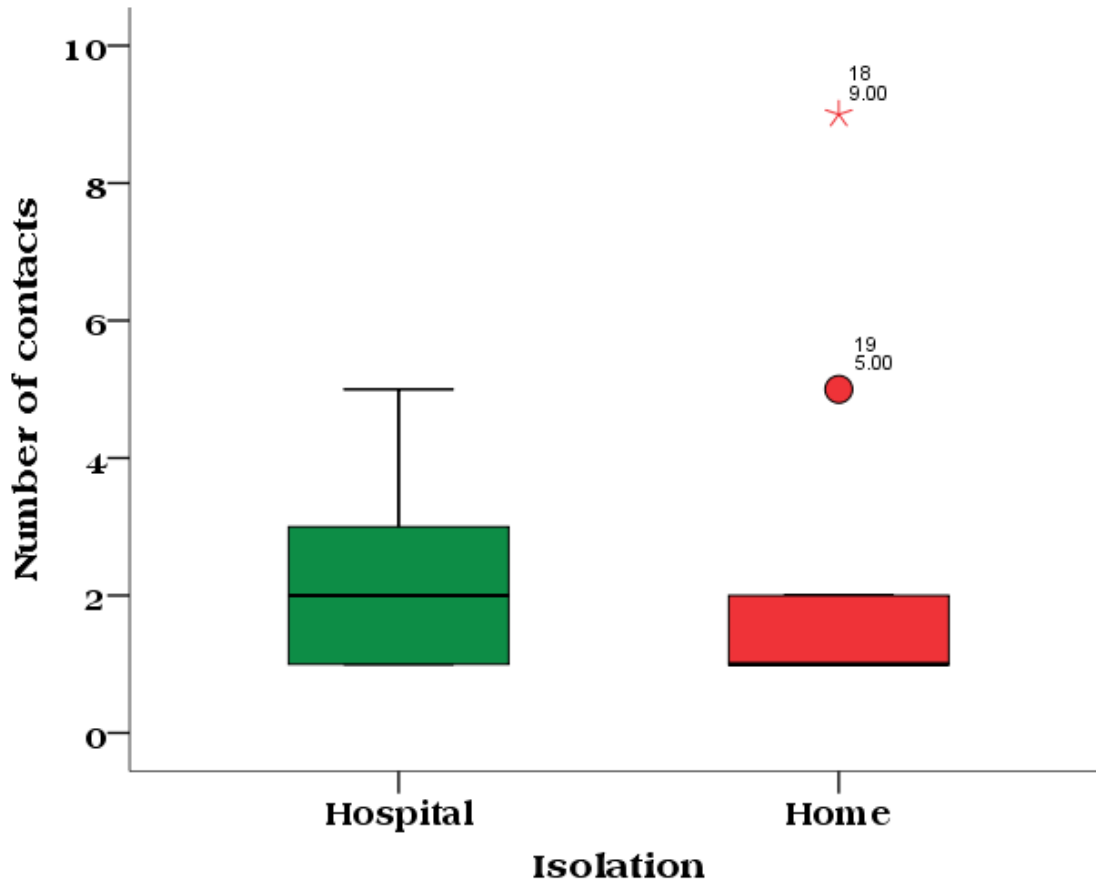


Figure (2): Box plot shows relationship between isolation and number of contacts that developed COVID-19.

There was insignificant difference between index cases isolated at hospital and index cases isolated at home regarding number of contact that developed COVID-19 where mean number of contact that developed COVID-19 ( $\pm$ SD) was 2.14 ( $\pm$ 1.35) versus 2.07 ( $\pm$  2.26) respectively (p-value=0.280)

**Table (1): Comparison between Ivermectin arm and non-intervention arm regarding basic characteristics.**

| Basic characteristics  | Ivermectin arm<br>(N=203) |       | Non-intervention arm<br>(N=101) |       | Test       | p-value |
|------------------------|---------------------------|-------|---------------------------------|-------|------------|---------|
|                        | No.                       | %     | No.                             | %     |            |         |
| <b>Gender</b>          |                           |       |                                 |       |            |         |
| Male                   | 106                       | 52.2% | 50                              | 49.5% | 0.199a     | 0.656   |
| Female                 | 97                        | 47.8% | 51                              | 50.5% |            |         |
| <b>Age (years)</b>     |                           |       |                                 |       |            |         |
| Mean ± SD              | 39.75 ± 14.93             |       | 37.69 ± 16.95                   |       | -          | 0.175   |
| Median (Range)         | 38 (16 – 94)              |       | 35 (16 – 78)                    |       | 1.357<br>b |         |
| <b>Any comorbidity</b> |                           |       |                                 |       |            |         |
| Absent                 | 156                       | 76.8% | 75                              | 74.3% | 0.248a     | 0.619   |
| Present                | 47                        | 23.2% | 26                              | 25.7% |            |         |

**a: Chi-square test; b: Mann Whitney U test; p < 0.05 is significant.**

**Table (1)** shows that there was no significant difference between both arms as regard gender, age or comorbidities. The median (range) age for both groups was 38 (16-94) and 35 (16-78) years respectively.

The most common comorbidities were; hypertension in 16 (7.9%) and 13 (12.9%), DM in 13 (6.4%) and 10 (9.9%), bronchial asthma in 7 (3.4%) and 2 (2%), ischemic heart disease in 6 (3%) and 1 (1%), hypothyroidism in 5 (2.5%) and 1 (1%), chronic kidney disease in 2 (1%) and 1 (1%), liver



cirrhosis in 1 (0.5%) and 1 (1%), cardiomyopathy in 2 (1%) and 0% in both ivermectin and no-intervention group respectively.

**Table (2): Comparison between Ivermectin arm and non-intervention arm regarding outcome.**

| Outcome                    | Ivermectin arm |       | Non-intervention arm |       | Test   | p-value |
|----------------------------|----------------|-------|----------------------|-------|--------|---------|
|                            | (N=203)        |       | (N=101)              |       |        |         |
|                            | No.            | %     | No.                  | %     |        |         |
| <b>Symptoms</b>            |                |       |                      |       |        |         |
| Absent                     | 188            | 92.6% | 42                   | 41.6% | 95.351 | <0.001  |
| Present                    | 15             | 7.4%  | 59                   | 58.4% | a      |         |
| <b>Days until symptoms</b> |                |       |                      |       |        |         |
| Mean ± SD                  | 3 ± 1.30       |       | 4.13 ± 1.78          |       | -      | 0.017   |
| Median (Range)             | 2 (2 – 6)      |       | 4 (2 – 10)           |       | 2.391b |         |
| 2 days                     | 8              | 53.3% | 12                   | 20.3% | 10.150 | 0.118   |
| 3 days                     | 2              | 13.3% | 13                   | 22%   | a      |         |
| 4 days                     | 3              | 20%   | 11                   | 18.6% |        |         |
| 5 days                     | 1              | 6.7%  | 13                   | 22%   |        |         |
| 6 days                     | 1              | 6.7%  | 1                    | 1.7%  |        |         |
| 7 days                     | 0              | 0%    | 8                    | 13.6% |        |         |
| 10 days                    | 0              | 0%    | 1                    | 1.7%  |        |         |

| CT suspect      |     |       |    |       |         |        |
|-----------------|-----|-------|----|-------|---------|--------|
| Negative        | 7   | 50%   | 30 | 51.7% | 0.013a  | >0.05  |
| Positive        | 7   | 50%   | 28 | 47.3% |         |        |
| CBC suspect     |     |       |    |       |         |        |
| Negative        | 2   | 14.3% | 5  | 8.6%  | 0.412 a | >0.05  |
| Positive        | 12  | 85.7% | 53 | 91.4% |         |        |
| Protection rate |     |       |    |       |         |        |
| No protection   | 15  | 7.4%  | 59 | 58.4% | 95.351  | <0.001 |
| Protection      | 188 | 92.6% | 42 | 41.6% | a       |        |

**a: Chi-square test; b: Mann Whitney U test; p< 0.05 is significant.**

**Table (2)** shows that 15 contacts (7.4%) developed COVID-19 in the ivermectin arm compared to 59 (58.4%) in the no-intervention arm, all of them were symptomatic, according to the study protocol . The difference was highly significant ( $p<0.001$ ). The median (range) days for developing the disease was 2 (2-6) in ivermectin group compared and 4 (2-10) in the no-intervention group, the difference was significant ( $p<0.017$ ). Ten contacts (66.6%) developed symptoms in 1<sup>st</sup> 3 days in ivermectin group, and none developed it after 6 days. In the no-intervention arm, 25 (42.3%) developed symptoms in the 1<sup>st</sup> 3 days and continued to the 10 days.

HRCT of the chest was performed in 14 out 15 contacts and in 58 of the 59 contacts who developed symptoms in ivermectin and no-intervention groups, respectively. The missed one case in each arm had symptoms and positive RT-PCR without other investigations. Chest HRCT was positive for

COVID-19 in 7 (50%) and 28 (48.3%) in ivermectin and no-intervention groups, respectively.

Complete blood count was performed also in 14 and 58 contacts who developed symptoms in ivermectin and no-intervention groups respectively. Positive criteria in CBC was present in 12 (85.7%) and 53 (91.4%) in ivermectin and no-intervention groups respectively.

**Table (3): Comparison between Ivermectin arm and non-intervention arm regarding protection rate stratified by basic characteristics.**

|                     |          | Protection rate |                      | Testa  | p-value |
|---------------------|----------|-----------------|----------------------|--------|---------|
|                     |          | Ivermectin arm  | Non-intervention arm |        |         |
| All patients        |          | 92.6%           | 41.6%                | -----  | -----   |
| Index case severity | Mild     | 92.9%           | 35%                  | 11.381 | 0.001   |
|                     | Moderate | 95.6%           | 55.8%                | 42.666 | <0.001  |
|                     | Severe   | 85.2%           | 28.9%                | 29.928 | <0.001  |
| Age                 | ≤60      | 93.8%           | 41.3%                | 91.514 | <0.001  |
|                     | >60      | 84%             | 44.4%                | 5.320  | 0.034   |
| Gender              | Male     | 94.3%           | 42%                  | 53.482 | <0.001  |
|                     | Female   | 90.7%           | 41.2%                | 42.278 | <0.001  |
| Any comorbidity     | No       | 95.5%           | 45.3%                | 77.474 | <0.001  |
|                     | Yes      | 83%             | 30.8%                | 19.899 | <0.001  |

|     |     |       |       |        |        |
|-----|-----|-------|-------|--------|--------|
| DM  | No  | 94.7% | 42.9% | 96.308 | <0.001 |
|     | Yes | 61.5% | 30%   | 2.253  | 0.214  |
| HTN | No  | 93%   | 44.3% | 81.372 | <0.001 |
|     | Yes | 87.5% | 23.1% | 12.272 | <0.001 |

**a: Chi-square test; p< 0.05 is significant.**

**Table (3)** shows that 7.4% contacts developed diseases in ivermectin group while they were 58.4% in no-intervention group. Contacts tend to be infected when the index case was severe; 14.8% and 71.1% in both groups, respectively. The protection rate for ivermectin was more prominent in contacts less than 60 years old (6.2% infected compared to 58.7% if no intervention) , but still effective in elder than 60 years (16% infected compared to 55.6% if no intervention).

**Table (4): Predictors for COVID-19 protection.**

|                            | Univariate Model      |         | Multivariate Model    |         |
|----------------------------|-----------------------|---------|-----------------------|---------|
|                            | OR (95%CI)            | p-value | OR (95%CI)            | p-value |
| <b>Arm</b>                 |                       |         |                       |         |
| Ivermectin                 | 12.533 (7.408-21.205) | <0.001  | 11.445 (4.444-29.475) | <0.001  |
| Non-intervention           | Reference             |         |                       |         |
| <b>Index case severity</b> |                       |         |                       |         |
| Mild                       | 1.429 (0.722-2.828)   | 0.306   | 1.257 (0.486-3.247)   | 0.637   |
| Moderate                   | 6.120 (4.010-9.341)   | <0.001  | 2.816 (1.355-5.851)   | 0.006   |

| Severe          | Reference           |        |                     |       |
|-----------------|---------------------|--------|---------------------|-------|
| <hr/>           |                     |        |                     |       |
| Age             |                     |        |                     |       |
| Age≤60 years    | 3.154 (2.386-4.169) | <0.001 | 0.254 (0.101-0.639) | 0.004 |
| Age>60 years    | Reference           |        |                     |       |
| <hr/>           |                     |        |                     |       |
| Gender          |                     |        |                     |       |
| Male            | 3.457 (2.373-5.036) | <0.001 | 0.836 (0.437-1.600) | 0.588 |
| Female          | Reference           |        |                     |       |
| <hr/>           |                     |        |                     |       |
| Any comorbidity |                     |        |                     |       |
| Absent          | 3.812 (2.774-5.239) | <0.001 | 2.222 (0.967-5.108) | 0.060 |
| Present         | Reference           |        |                     |       |

**OR: Odds Ratio; 95%CI: 95%Confidence Interval.**

**Table (5)** shows that ivermectin have very highly significant role in the protection of SARS-CoV-2 infection. . It has an OR of 12.533 and 11.445 when compared to no intervention in both univariate and multivariate models, respectively. Ivermectin protection was not affected by gender or comorbidities in multivariate model.

As regard ivermectin side effects, they were reported in 11 (5.4%) contacts. These were; diarrhea (1.5%), nausea (1%), fatigue (1%), sleepiness (0.5%), abdominal pain (0.5%), heart burn (0.5%), tingling and numbness (0.5%) and lastly burning sensation (0.5%)