

Data Analysis for Drug Repurposing for Effective Alzheimer's Medicines (DREAM) – Amiloride vs Triamterene

NCT05125237

July 11, 2022

1. Comparison Details

a. Intended aim(s)

To evaluate the comparative risk of dementia onset between patients treated with amiloride versus triamterene for hypertension.

b. Primary endpoint

Incident dementia (i.e., Alzheimer's disease, vascular dementia, senile, presenile, or unspecified dementia, or dementia in other diseases classified elsewhere).

2. Person responsible for implementation of replication in Aetion

Mufaddal Mahesri

3. Data Source(s)

Medicare, 2008-2018

4. Study Design Diagrams

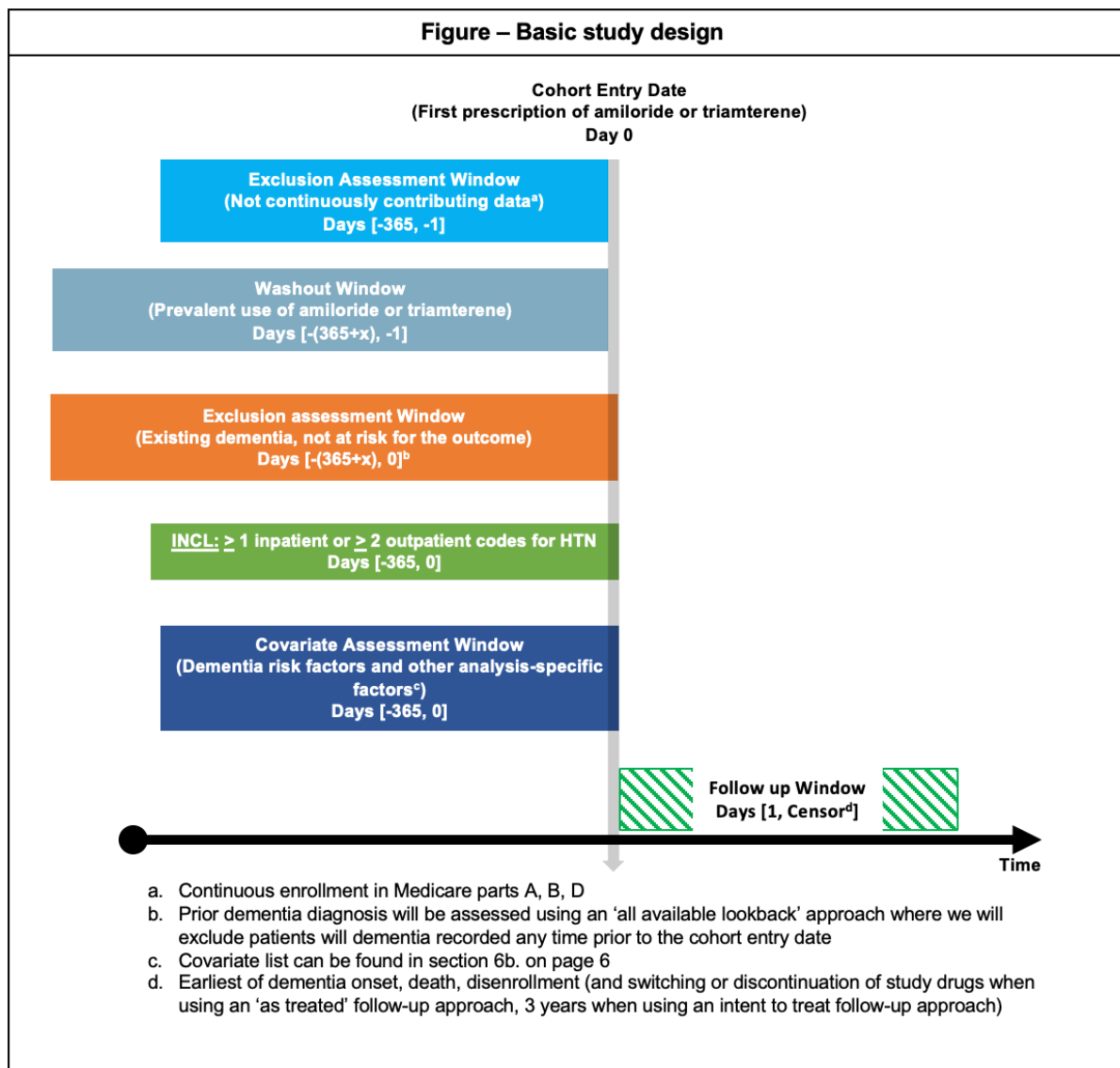
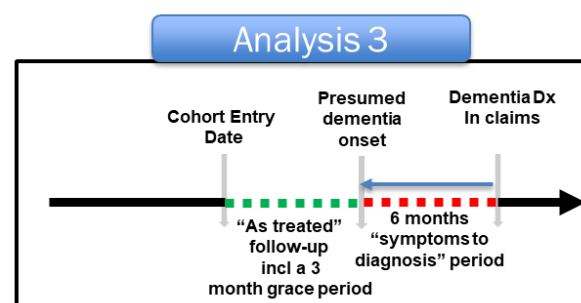
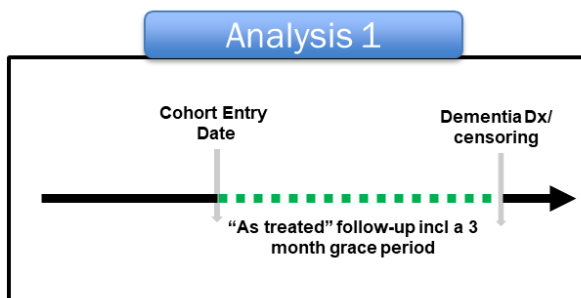


Figure- Alternate analysis approaches

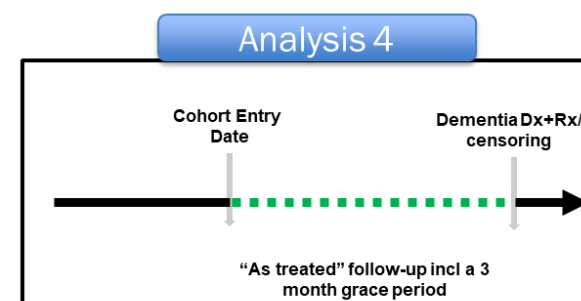
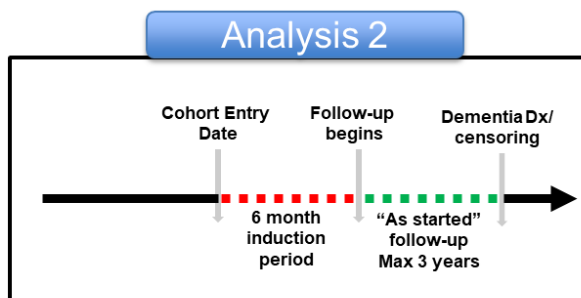
■ Included person-time
■ Excluded person-time

Provides 'on treatment' estimates for the outcome risk and addresses exposure person-time misclassification



Addresses misclassification of outcome onset

Addresses reverse causation due to preferential treatment initiation related to unrecorded cognitive impairment at study start and informative-censoring



Addresses outcome misclassification

5. Cohort Identification

a. Cohort Summary

This study will employ a new user, active comparator, observational cohort study design comparing amiloride to triamterene. The patients will be required to have continuous enrollment during the baseline period of 365 days before initiation of amiloride or triamterene (index date). Follow-up for the outcome (dementia) differs between analyses. Follow-up begins the day after drug initiation (analysis 1, 3, 4); 180 days after drug initiation (analysis 2).

b. Key details regarding cohort creation

Index date:

- Day of initiation of new amiloride or triamterene use

Inclusion criteria for analyses 1, 3, 4:

- Aged ≥ 65 years on the index date
- 365 days enrollment in Medicare Parts A, B, and D with no HMO coverage
- No use of amiloride, triamterene any time prior to index date (all available lookback approach with a minimum of 365 days)
- No diagnosis of dementia any time prior to and including index date
- At least two claims with hypertension diagnosis recorded in 365 days prior to index date

Inclusion criteria for analysis 2:

- Aged ≥ 65 years on the index date
- 365 days enrollment in Medicare Parts A, B, and D with no HMO coverage
- No use of amiloride, triamterene any time prior to index date (all available lookback approach with a minimum of 365 days)
- No diagnosis of dementia any time prior to and including index date
- At least two claims with hypertension diagnosis recorded in 365 days prior to index date
- 180-day continuous use of amiloride or triamterene starting on the index date

c. Flowchart of the study cohort assembly

	Less Excluded Patients	Remaining Patients
All patients		25,300,359
Did not meet cohort entry criteria	-24,362,962	937,397
Excluded due to insufficient enrollment	-383,290	554,107
Excluded due to prior use of referent	-353,837	200,270
Excluded due to prior use of exposure	-17,039	183,231
Excluded because patient qualified in >1 exposure category	-3	183,228
Excluded based on Dementia Exclusion	-9,435	173,793
Excluded based on Hypertension Diagnosis	-9,033	164,760
Excluded based on Nursing Home Admission	-8,328	156,432
Excluded because patient did not begin follow-up	-469	155,963
Patients in amiloride group		7,476
Patients in triamterene group		148,487
Final cohort		155,963

6. Variables

a. Exposure-related variables:

Study drug:

The study exposure of interest is initiation of amiloride

Comparator:

Initiators of amiloride will be compared to initiators of triamterene

b. Covariates:

Demographics	
Age	Region
Gender	Calendar year of index date
Race	Low income subsidy

Dementia risk factors	
Diabetes	Anxiety
Obesity	Bipolar disorder
Coronary artery disease	Schizophrenia
Depression	

Markers for healthy behavior, frailty, healthcare use	
Smoking	Number of hospitalizations
Mammography	Number of physician office visits
Colonoscopy	Number of serum creatinine tests ordered
Fecal occult blood test	Composite frailty score
Influenza vaccination	Number of C-reactive protein tests ordered
Pneumococcal vaccination	Osteoporosis
Herpes zoster vaccination	Fractures

DREAM study protocol- comparison 7 amiloride versus triamterene

Bone mineral density test	Falls
Number of distinct generic agents	Use of supplemental oxygen
Number of emergency room visits	Combined comorbidity score
Number of outpatient visits	

Comedication use	
Lithium	Nitrates
Anti-epileptic mood stabilizers	Lipid lowering drugs
Anti-epileptics (other than mood stabilizers)	Non-insulin diabetes medications
Atypical antipsychotics	Insulin
Benzodiazepines	Antidepressants
Serotonin-norepinephrine reuptake Inhibitors	Typical antipsychotics
Selective serotonin reuptake inhibitors	Anticoagulants
Tricyclic antidepressants (TCAs)	Antiplatelet agents

Comorbid conditions	
Atrial fibrillation	Chronic liver disease
Coronary artery disease	Asthma
Heart failure	Ischemic heart disease
Stroke or transient ischemic attack	Chronic obstructive pulmonary disease
Peripheral vascular disease	Malignancy
Hyperlipidemia	Drug or alcohol abuse or dependence
Renal dysfunction	Venous thromboembolism

ICD-9, ICD-10, HCPCS, and NDC codes used to define the covariates listed above are available in Appendix A.

c. Outcome variables and study follow-up:

- **Primary outcome:** incident dementia, i.e., Alzheimer’s disease, vascular dementia, senile, presenile, or unspecified dementia, or dementia in other diseases classified elsewhere. Outcome will be defined by 1 inpatient claim or 2 outpatient claims in analysis 1, 2, 3. In analysis 4, the outcome will be defined by 1 inpatient or 1 outpatient claims and 1 prescription claim for a symptomatic treatment [donepezil, galantamine, rivastigmine, and memantine] within 6 months of each other with outcome date assigned to second event in the sequence.
- Secondary outcomes: Individual component:

Alzheimer's disease

Condition	ICD-9 and ICD-10 codes
Alzheimer's disease	331.0*, F00*, G30*
Vascular dementia	290.4*, F01*
Senile, presenile, or unspecified dementia	290.0*, 290.1*, 290.3*, 797*, F03*
Dementia in other diseases classified elsewhere	331.1*, 331.2*, 331.7*, 294.1*, F02*

For analysis 1,3, and 4 the follow-up will start the day after initiation of amiloride and triamterene and will continue until the earliest date of the following events:

- The first occurrence of the outcome of interest
- The date of end of continuous registration in the database,
- End of the study period,
- Measured death event occurs,
- The date of drug discontinuation, defined as the date of the last continuous treatment episode of the index drug (amiloride and triamterene) plus a defined grace period (i.e., 90 days after the end of the last prescription's days' supply in main analyses).

For analysis 2, the follow-up will start 180 days after initiation of amiloride and triamterene and will continue until the earliest date of the following events:

- The first occurrence of the outcome of interest, unless otherwise specified for selected outcomes,
- The date of end of continuous registration in the database,
- End of the study period,
- Measured death event occurs,
- Maximum allowed follow-up time (1095 days) reached

7. Feasibility counts

Analysis scheme	Total amiloride/triamterene initiators	N outcome	Dementia Rate per 1,000 person-years (95% CI)	Follow-up time in days; Median [IQR]
1: As treated	6,794 (4.6%)	2,048	15.85 (15.16, 16.53)	114 [29, 385]
	140,336 (95.4%)			
2: 6 mo induction period, 'as started'	2,984 (4.7%)	3,232	24.74 (23.89, 25.60)	897 [427, 1,095]
	59,943 (95.3%)			
3: exclude 6 mo follow-up (symptoms to claims period)	2,896 (4.8%)	1,278	15.28 (14.46, 16.13)	303 [111, 697]
	57,475 (95.2%)			
4: Outcome Dx + Rx	6,794 (4.6%)	596	4.58 (4.22, 4.95)	115 [29, 387]
	140,336 (95.4%)			

8. Propensity score analysis

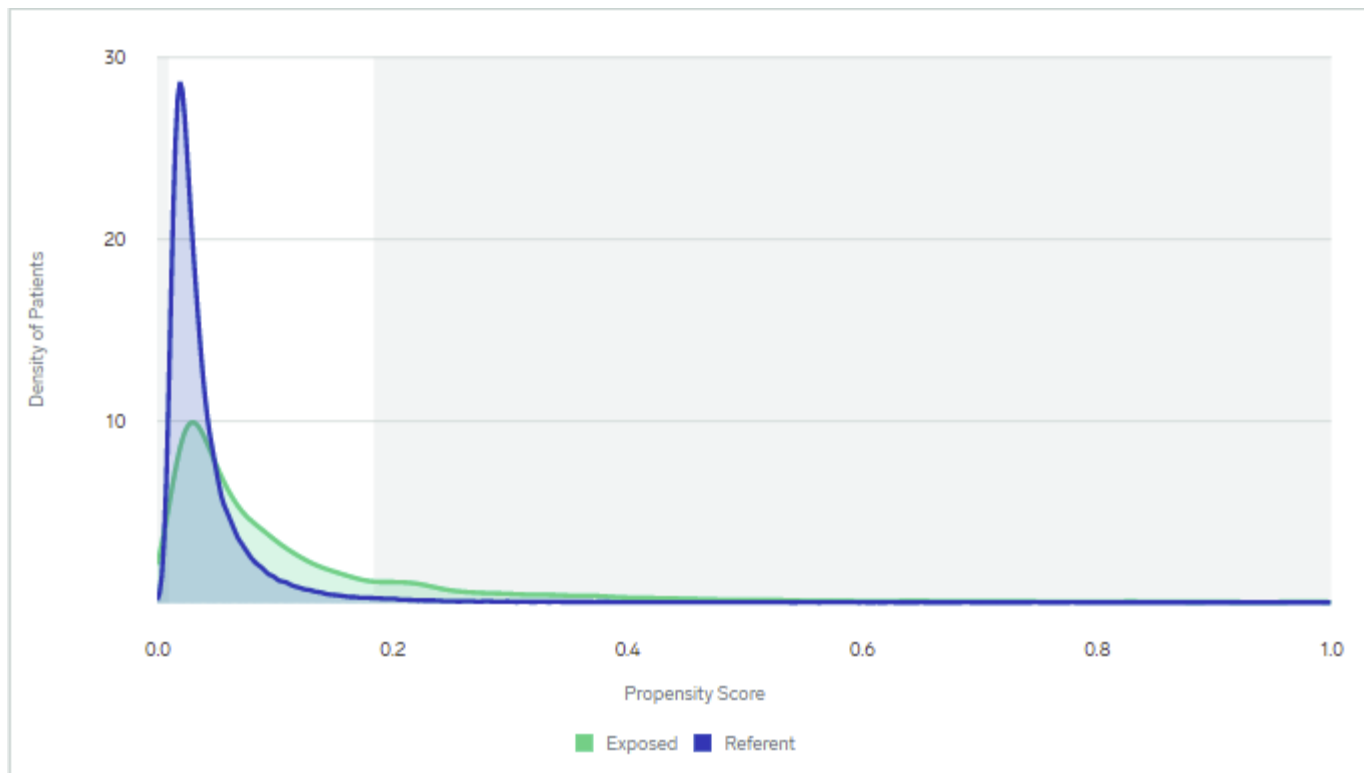
We will use a propensity-score (PS)¹-based approach to account for measured confounding in this study. The PS will be calculated as the predicted probability of initiating the exposure of interest (i.e., the repurposing candidate) versus the reference drug conditional on baseline covariates using multivariable logistic regression constructed separately in each data source. On average, patients with similar PSs have similar distribution of potential confounders used to estimate the PS. Therefore, analyses conditioned on the PS provide effect estimates that are free from measured confounding. For all our analyses, initiators of each exposure of interest will be matched with initiators of the reference exposure based on their PS within each data source.² Pair matching will be conducted using a nearest-neighbor algorithm, which seeks to minimize the distance between propensity scores in each pair of treated and reference patients,³ and a caliper of 0.025 on the natural scale of the PS will be used to ensure similarity between the matched patients.⁴

We report multiple diagnostics for PS analysis in this protocol. First, the PS distributional overlap is provided between two groups before and after matching to ensure comparability of these groups.⁵ Next, balance in each individual covariate between two treatment groups is reported using standardized differences.⁶

DREAM study protocol- comparison 7 amiloride versus triamterene

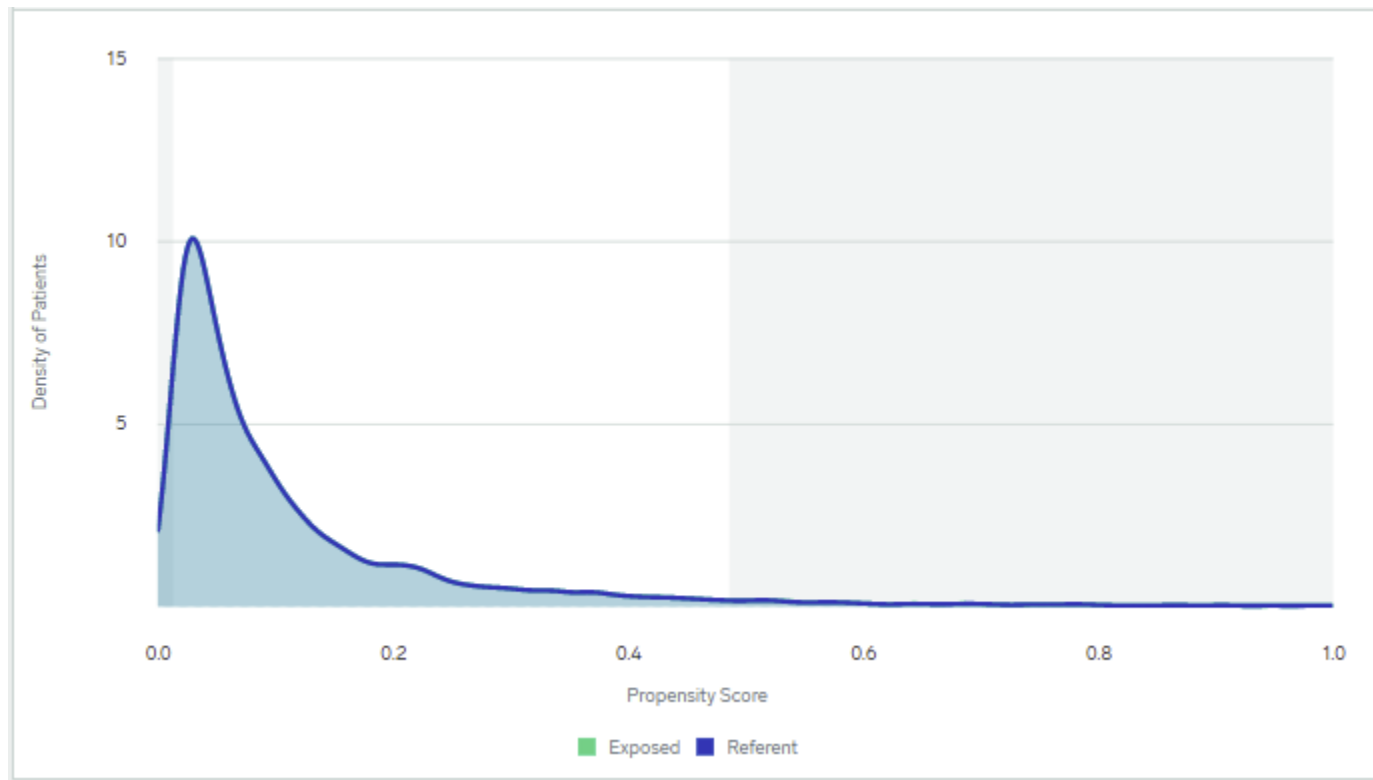
a. PS distributions stratified by treatment group

Pre-matching propensity score overlap:



DREAM study protocol- comparison 7 amiloride versus triamterene

Post-matching propensity score overlap:



DREAM study protocol- comparison 7 amiloride versus triamterene

b. Table for covariate balance

Variable	Unmatched			PS-Matched		
	Amiloride (N = 7,476)	Triamterene (N = 148,487)	St. Diff	Amiloride (N = 7,424)	Triamterene (N = 7,424)	St. Diff
Demographics						
Age, mean (SD)	74.00 (6.59)	74.97 (7.12)	-0.14	74.02 (6.60)	74.16 (6.67)	-0.02
Gender, n (%)						0.00
Male	3,164 (42.3%)	50,177 (33.8%)	0.18	3,129 (42.1%)	3,153 (42.5%)	-0.01
Female	4,312 (57.7%)	98,310 (66.2%)	-0.18	4,295 (57.9%)	4,271 (57.5%)	0.01
Race, n (%)						
White	6,177 (82.6%)	114,883 (77.4%)	0.13	6,132 (82.6%)	6,126 (82.5%)	0.00
Black	831 (11.1%)	20,547 (13.8%)	-0.08	828 (11.2%)	815 (11.0%)	0.01
Asian	123 (1.6%)	5,061 (3.4%)	-0.12	122 (1.6%)	123 (1.7%)	-0.01
Hispanic	127 (1.7%)	3,968 (2.7%)	-0.07	127 (1.7%)	141 (1.9%)	-0.02
Native American	23 (0.3%)	682 (0.5%)	-0.03	23 (0.3%)	18 (0.2%)	0.02
Unknown	68 (0.9%)	736 (0.5%)	0.05	67 (0.9%)	65 (0.9%)	0.00
Region, n (%)						
Northeast; n (%)	1,510 (20.2%)	19,882 (13.4%)	0.18	1,491 (20.1%)	1,510 (20.3%)	0.00
South; n (%)	2,841 (38.0%)	64,874 (43.7%)	-0.12	2,825 (38.1%)	2,838 (38.2%)	0.00
Midwest; n (%)	1,958 (26.2%)	34,300 (23.1%)	0.07	1,947 (26.2%)	1,924 (25.9%)	0.01
West; n (%)	1,167 (15.6%)	29,431 (19.8%)	-0.11	1,161 (15.6%)	1,152 (15.5%)	0.00
Calendar year of index date, n (%)						
2008	570 (7.6%)	15,514 (10.4%)	-0.10	568 (7.7%)	590 (7.9%)	-0.01
2009	491 (6.6%)	13,691 (9.2%)	-0.10	490 (6.6%)	498 (6.7%)	0.00
2010	419 (5.6%)	11,796 (7.9%)	-0.09	418 (5.6%)	422 (5.7%)	0.00
2011	412 (5.5%)	8,794 (5.9%)	-0.02	408 (5.5%)	437 (5.9%)	-0.02
2012	409 (5.5%)	7,753 (5.2%)	0.01	408 (5.5%)	382 (5.1%)	0.02

DREAM study protocol- comparison 7 amiloride versus triamterene

2013	1,084 (14.5%)	23,687 (16.0%)	-0.04	1,079 (14.5%)	1,027 (13.8%)	0.02
2014	1,089 (14.6%)	21,542 (14.5%)	0.00	1,081 (14.6%)	1,081 (14.6%)	0.00
2015	905 (12.1%)	18,135 (12.2%)	0.00	898 (12.1%)	898 (12.1%)	0.00
2016	715 (9.6%)	10,459 (7.0%)	0.09	710 (9.6%)	734 (9.9%)	-0.01
2017	667 (8.9%)	8,571 (5.8%)	0.12	655 (8.8%)	654 (8.8%)	0.00
2018	715 (9.6%)	8,545 (5.8%)	0.14	709 (9.6%)	701 (9.4%)	0.01
Low income subsidy, n (%)	1,531 (20.5%)	38,476 (25.9%)	-0.13	1,525 (20.5%)	1,504 (20.3%)	0.00
Dementia risk factors, n (%)						
Diabetes	5,932 (79.3%)	112,021 (75.4%)	0.09	5,890 (79.3%)	5,865 (79.0%)	0.01
Obesity	2,041 (27.3%)	29,567 (19.9%)	0.17	2,021 (27.2%)	2,056 (27.7%)	-0.01
Coronary artery disease	3,182 (42.6%)	51,568 (34.7%)	0.16	3,146 (42.4%)	3,140 (42.3%)	0.00
Depression	1,205 (16.1%)	20,980 (14.1%)	0.06	1,192 (16.1%)	1,187 (16.0%)	0.00
Anxiety	1,141 (15.3%)	20,229 (13.6%)	0.05	1,125 (15.2%)	1,127 (15.2%)	0.00
Bipolar disorder	142 (1.9%)	1,551 (1.0%)	0.08	140 (1.9%)	147 (2.0%)	-0.01
Schizophrenia	46 (0.6%)	757 (0.5%)	0.01	46 (0.6%)	40 (0.5%)	0.01
Markers for healthy behavior, frailty, healthcare use						
Smoking, n (%)	1,922 (25.7%)	26,672 (18.0%)	0.19	1,897 (25.6%)	1,909 (25.7%)	0.00
Mammography, n (%)	1,548 (20.7%)	31,823 (21.4%)	-0.02	1,545 (20.8%)	1,538 (20.7%)	0.00
Colonoscopy, n (%)	1,013 (13.6%)	16,240 (10.9%)	0.08	1,007 (13.6%)	997 (13.4%)	0.01
Fecal occult blood test, n (%)	627 (8.4%)	12,989 (8.7%)	-0.01	617 (8.3%)	608 (8.2%)	0.00
Influenza vaccination, n (%)	4,887 (65.4%)	90,529 (61.0%)	0.09	4,854 (65.4%)	4,906 (66.1%)	-0.01
Pneumococcal vaccination, n (%)	2,180 (29.2%)	30,591 (20.6%)	0.20	2,162 (29.1%)	2,171 (29.2%)	0.00
Number of distinct prescriptions, mean (SD)	16.13 (7.16)	13.50 (6.43)	0.39	16.07 (7.13)	16.02 (7.52)	0.01
Number of emergency room visits, mean (SD)	1.08 (1.85)	0.75 (1.45)	0.20	1.07 (1.84)	1.04 (1.75)	0.02
Number of outpatient visits, mean (SD)	19.01 (19.03)	15.39 (19.09)	0.19	18.87 (18.76)	19.02 (18.96)	-0.01
Number of hospitalizations, mean (SD)	0.79 (1.34)	0.41 (0.86)	0.34	0.77 (1.32)	0.75 (1.26)	0.02
Number of physician office visits, mean (SD)	6.16 (9.69)	6.32 (12.54)	-0.01	6.16 (9.71)	6.24 (9.15)	-0.01

DREAM study protocol- comparison 7 amiloride versus triamterene

Number of C-reactive protein tests ordered, mean (SD)	0.28 (0.92)	0.23 (0.84)	0.06	0.28 (0.93)	0.28 (0.95)	0.00
Number of serum creatinine tests ordered, mean (SD)	6.93 (6.71)	3.70 (3.26)	0.61	6.73 (6.16)	6.73 (7.11)	0.00
Composite frailty score, mean (SD)	0.21 (0.07)	0.20 (0.06)	0.15	0.21 (0.07)	0.21 (0.06)	0.00
Osteoporosis, n (%)	953 (12.7%)	19,417 (13.1%)	-0.01	944 (12.7%)	913 (12.3%)	0.01
Fractures, n (%)	599 (8.0%)	10,241 (6.9%)	0.04	591 (8.0%)	532 (7.2%)	0.03
Falls, n (%)	393 (5.3%)	6,804 (4.6%)	0.03	389 (5.2%)	367 (4.9%)	0.01
Use of supplemental oxygen, n (%)	266 (3.6%)	2,350 (1.6%)	0.13	259 (3.5%)	250 (3.4%)	0.01
Combined comorbidity score, mean (SD)	5.75 (3.36)	3.87 (2.53)	0.63	5.70 (3.32)	5.76 (3.43)	-0.02
Comedication use, n (%)						
Lithium	64 (0.9%)	182 (0.1%)	0.11	62 (0.8%)	69 (0.9%)	-0.01
Anti-epileptic mood stabilizers	108 (1.4%)	2,009 (1.4%)	0.00	107 (1.4%)	125 (1.7%)	-0.02
Anti-epileptics (other than mood stabilizers)	1,419 (19.0%)	25,511 (17.2%)	0.05	1,405 (18.9%)	1,415 (19.1%)	-0.01
Atypical antipsychotics	186 (2.5%)	2,917 (2.0%)	0.03	178 (2.4%)	180 (2.4%)	0.00
Benzodiazepines	1,189 (15.9%)	19,877 (13.4%)	0.07	1,177 (15.9%)	1,143 (15.4%)	0.01
Serotonin-norepinephrine reuptake inhibitors	436 (5.8%)	7,163 (4.8%)	0.04	433 (5.8%)	406 (5.5%)	0.01
Selective serotonin reuptake inhibitors	1,263 (16.9%)	23,241 (15.7%)	0.03	1,251 (16.9%)	1,287 (17.3%)	-0.01
Tricyclic antidepressants (TCAs)	388 (5.2%)	7,252 (4.9%)	0.01	385 (5.2%)	373 (5.0%)	0.01
Typical antipsychotics	46 (0.6%)	706 (0.5%)	0.01	46 (0.6%)	50 (0.7%)	-0.01
Anticoagulants	1,489 (19.9%)	18,773 (12.6%)	0.20	1,469 (19.8%)	1,438 (19.4%)	0.01
Antiplatelet agents	1,104 (14.8%)	21,979 (14.8%)	0.00	1,099 (14.8%)	1,077 (14.5%)	0.01
Nitrates	1,097 (14.7%)	17,217 (11.6%)	0.09	1,086 (14.6%)	1,109 (14.9%)	-0.01
Lipid lowering drugs	5,135 (68.7%)	101,226 (68.2%)	0.01	5,098 (68.7%)	5,163 (69.5%)	-0.02
Non-insulin diabetes medications	3,946 (52.8%)	78,139 (52.6%)	0.00	3,917 (52.8%)	3,964 (53.4%)	-0.01
Insulin	1,759 (23.5%)	21,849 (14.7%)	0.23	1,736 (23.4%)	1,801 (24.3%)	-0.02
Antidepressants	2,148 (28.7%)	38,805 (26.1%)	0.06	2,131 (28.7%)	2,109 (28.4%)	0.01

DREAM study protocol- comparison 7 amiloride versus triamterene

Comorbid conditions, n (%)						
Atrial fibrillation	1,951 (26.1%)	24,709 (16.6%)	0.23	1,922 (25.9%)	1,857 (25.0%)	0.02
Heart failure	2,594 (34.7%)	30,271 (20.4%)	0.32	2,559 (34.5%)	2,555 (34.4%)	0.00
Stroke or transient ischemic attack	752 (10.1%)	14,344 (9.7%)	0.01	747 (10.1%)	762 (10.3%)	-0.01
Peripheral vascular disease	1,446 (19.3%)	24,806 (16.7%)	0.07	1,433 (19.3%)	1,422 (19.2%)	0.00
Hyperlipidemia	6,382 (85.4%)	126,178 (85.0%)	0.01	6,336 (85.3%)	6,369 (85.8%)	-0.01
Renal dysfunction	3,323 (44.4%)	28,925 (19.5%)	0.55	3,276 (44.1%)	3,314 (44.6%)	-0.01
Chronic liver disease	1,243 (16.6%)	10,218 (6.9%)	0.30	1,217 (16.4%)	1,206 (16.2%)	0.01
Asthma	1,351 (18.1%)	22,260 (15.0%)	0.08	1,338 (18.0%)	1,316 (17.7%)	0.01
Ischemic heart disease	3,400 (45.5%)	57,004 (38.4%)	0.14	3,365 (45.3%)	3,351 (45.1%)	0.00
Chronic obstructive pulmonary disease	2,016 (27.0%)	35,094 (23.6%)	0.08	1,997 (26.9%)	1,985 (26.7%)	0.00
Malignancy	2,536 (33.9%)	39,520 (26.6%)	0.16	2,502 (33.7%)	2,635 (35.5%)	-0.04
Drug or alcohol abuse or dependence	830 (11.1%)	12,524 (8.4%)	0.09	822 (11.1%)	826 (11.1%)	0.00
Venous thromboembolism	527 (7.0%)	7,480 (5.0%)	0.08	520 (7.0%)	515 (6.9%)	0.00

9. Statistical analysis plans

Incidence rates for the outcome will be estimated for the treatment and reference groups before and after PS matching. The competing risk of death could be of concern for the current set of analyses if mortality is frequent among patients included in the cohort and if differences in the risk of mortality between treatment and reference groups are substantial. In the PS-matched sample, we will use cause-specific hazard models⁷ to provide hazard ratios averaged over the entire follow-up period as well as interval specific hazard ratios (1, 2, and 3 years) for the association between the treatment of interest and risk of ADRD after considering all-cause mortality as a competing event. Pre-specified subgroup analyses will be conducted based on age, sex, and baseline cardiovascular disease. In addition to the Medicare dataset, we will pursue a similar analysis within Clinical Practice Research Datalink (CPRD), a UK population health dataset, to validate our results.

10. References

1. Rosenbaum PR, Rubin DB. The central role of the propensity score in observational studies for causal effects. *Biometrika*. 1983;70(1):41-55.
2. Rassen JA, Avorn J, Schneeweiss S. Multivariate-adjusted pharmacoepidemiologic analyses of confidential information pooled from multiple health care utilization databases. *Pharmacoepidemiology and drug safety*. 2010;19(8):848-857.
3. Rassen JA, Shelat AA, Myers J, Glynn RJ, Rothman KJ, Schneeweiss S. One-to-many propensity score matching in cohort studies. *Pharmacoepidemiol Drug Saf*. May 2012;21 Suppl 2:69-80.
4. Austin PC. Some Methods of Propensity-Score Matching had Superior Performance to Others: Results of an Empirical Investigation and Monte Carlo simulations. *Biometrical Journal*. 2009;51(1):171-184.
5. AM Walker AM, Patrick A, Lauer M, et al. Tool for Assessing the Feasibility of Comparative Effectiveness Research. *Comp Effect Res* 2013;3:11-20.
6. Franklin JM, Rassen JA, Ackermann D, Bartels DB, Schneeweiss S. Metrics for covariate balance in cohort studies of causal effects. *Statistics in medicine*. May 10 2014;33(10):1685-1699.
7. Austin PC, Lee DS, Fine JP. Introduction to the analysis of survival data in the presence of competing risks. *Circulation*. 2016;133(6):601-609.

Appendix A
Inclusion and exclusion criteria

#	Implementation in routine care	
	EXPOSURE vs. COMPARISON	
	Amiloride vs Triamterene	
	INCLUSION CRITERIA	
1	Age	Aged > 65 years on the index date
2	Hypertension diagnosis	Measured 365 days prior to drug initiation for at least two claims in any diagnosis position and inpatient or outpatient outpatient setting – ICD9 diagnosis – 401.1, 401.9, 402.10, 402.90, 404.10, 404.90, 405.11, 405.19, 405.91, 405.99 ICD10 diagnosis – I10-I15.x, N26.2
3	Sufficient enrollment	Medicare Part A, B, and D enrollment with no HMO coverage for 365 days prior to and on the cohort entry date
	EXCLUSION CRITERIA	
1	Prior history of dementia	Measured any time prior to drug initiation in any diagnosis position and inpatient or outpatient setting – ICD9 diagnosis – 046.1x, 290.xx (excluding 290.8), 291.2, 292.82, 294.1x, 294.2x, 331.0-331.2, 331.7, 331.82, 331.83, 333.4, 780.93, 797 ICD10 diagnosis – F01.xx-F03.xx, G30.xx-G31.85, R41.xx NDC brand name – “ARICEPT”, “ARICEPT ODT”, “EXELON”, “NAMENDA”, “NAMENDA XR”, “NAMZARIC”, “RAZADYNE”, “RAZADYNE ER”, or “REMINYL” NDC generic name – “DONEPEZIL HCL”, “GALANTAMINE HBR”, “MEMANTINE HCL”, “MEMANTINE HCL/DONEPEZIL HCL”, “RIVASTIGMINE”, or “RIVASTIGMINE TARTRATE”
2	Prior use of study drugs	Measured any time prior to drug initiation – Amiloride Triamterene

Covariate list	
Category	Potential confounders
	ICD-9
Demographics	Age
	Gender
	Race
	Region
	Calendar year of index date
	Low income subsidy
Dementia risk factors	Diabetes
	Obesity
	Coronary artery disease
	Depression
	Anxiety
	Bipolar disorder
	Schizophrenia
Lifestyle factors and markers for healthy behavior	Smoking
	Mammography
	Colonoscopy
	Fecal occult blood test
	Influenza vaccination
	Pneumococcal vaccination
	Herpes zoster vaccination
	BMD test
Healthcare utilization measures	Number of distinct generic agents
	Number of emergency room visits
	Number of outpatient visits
	Number of hospitalizations
	Number of physician office visits
	Number of CRP tests ordered
	Number of serum creatinine tests ordered
Frailty markers	Composite frailty score
	Osteoporosis
	Fractures
	Falls
	Use of supplemental oxygen
	A combined comorbidity score
	Lithium
	Anti-epileptic mood stabilizers
	Anti-epileptics (other than mood stabilizers)
	Atypical antipsychotics
	Benzodiazepines

Comedications	SNRIs
	SSRIs
	TCA's
	Typical antipsychotics
	Anticoagulants
	Antiplatelet agents
	Nitrates
	Lipid lowering drugs
	Non-insulin diabetes medications
	Insulin
	Antidepressants
Comorbid conditions	Atrial fibrillation
	Coronary artery disease
	Heart failure
	Stroke or TIA
	Peripheral vascular disease
	Diabetes
	Hyperlipidemia
	Renal dysfunction
	Chronic liver disease
	Asthma
	Ischemic heart disease
	COPD
	Malignancy
	Drug or alcohol abuse or dependence
VTE	

Appendix A Demographics

Calendar year of index date
Year
2008
2009
2010
2011
2012
2013
2014
2015
2016
2017
2018

Low income subsidy

<https://www.cms.gov/Medicare/Eligibility-and-Enrollment/LowIncSubMedicarePresCov/Downloads/StateLISGuidance021009.pdf>

Appendix A
Dementia risk factors

Diabetes

ICD10 Dx	ICD9 Dx	LongDeslCD10	LongDeslCD9
E11621	25080	Type 2 diabetes mellitus with foot ulcer	Diabetes with other specified manifestations, type II or unspecified type, not stated as uncontrolled
E13621	25080	Other specified diabetes mellitus with foot ulcer	Diabetes with other specified manifestations, type II or unspecified type, not stated as uncontrolled
E10621	25081	Type 1 diabetes mellitus with foot ulcer	Diabetes with other specified manifestations, type I [juvenile type], not stated as uncontrolled
ICD10 Dx	ICD9 Dx	LongDeslCD10	LongDeslCD9
E1310	25010	Other specified diabetes mellitus with ketoacidosis without coma	Diabetes with ketoacidosis, type II or unspecified type, not stated as uncontrolled
E1010	25011	Type 1 diabetes mellitus with ketoacidosis without coma	Diabetes with ketoacidosis, type I [juvenile type], not stated as uncontrolled
E1310	25012	Other specified diabetes mellitus with ketoacidosis without coma	Diabetes with ketoacidosis, type II or unspecified type, uncontrolled
E1010	25013	Type 1 diabetes mellitus with ketoacidosis without coma	Diabetes with ketoacidosis, type I [juvenile type], uncontrolled
E1011	25031	Type 1 diabetes mellitus with ketoacidosis with coma	Diabetes with other coma, type I [juvenile type], not stated as uncontrolled
ICD10 Dx	ICD9 Dx	LongDeslCD10	LongDeslCD9
E1021	25041	Type 1 diabetes mellitus with diabetic nephropathy	Diabetes with renal manifestations type I [juvenile type] not stated as uncontrolled
E1022	25041	Type 1 diabetes mellitus with diabetic chronic kidney disease	Diabetes with renal manifestations type I [juvenile type] not stated as uncontrolled
E1029	25041	Type 1 diabetes mellitus with other diabetic kidney complication	Diabetes with renal manifestations type I [juvenile type] not stated as uncontrolled
E1121	25042	Type 2 diabetes mellitus with diabetic nephropathy	Diabetes with renal manifestations type II or unspecified type uncontrolled
E1021	25043	Type 1 diabetes mellitus with diabetic nephropathy	Diabetes with renal manifestations type I [juvenile type] uncontrolled
E1122		Type 2 diabetes mellitus with diabetic chronic kidney disease	
E1129		Type 2 diabetes mellitus with other diabetic kidney complication	
ICD10 Dx	ICD9 Dx	LongDeslCD10	LongDeslCD9
E1011	25031	Type 1 diabetes mellitus with ketoacidosis with coma	Diabetes with other coma, type I [juvenile type], not stated as uncontrolled
E10641	25031	Type 1 diabetes mellitus with hypoglycemia with coma	Diabetes with other coma, type I [juvenile type], not stated as uncontrolled
E1011	25033	Type 1 diabetes mellitus with ketoacidosis with coma	Diabetes with other coma, type I [juvenile type], uncontrolled
ICD10 Dx	ICD9 Dx	LongDeslCD10	LongDeslCD9
E0921	58381	Drug or chemical induced diabetes mellitus with diabetic nephropathy	Nephritis and nephropathy, not specified as acute or chronic, in diseases classified elsewhere
E0922	58381	Drug or chemical induced diabetes mellitus with diabetic chronic kidney disease	Nephritis and nephropathy, not specified as acute or chronic, in diseases classified elsewhere
E0929	58381	Drug or chemical induced diabetes mellitus with other diabetic kidney complication	Nephritis and nephropathy, not specified as acute or chronic, in diseases classified elsewhere
M3214	58381	Glomerular disease in systemic lupus erythematosus	Nephritis and nephropathy, not specified as acute or chronic, in diseases classified elsewhere
M3215	58381	Tubulo-interstitial nephropathy in systemic lupus erythematosus	Nephritis and nephropathy, not specified as acute or chronic, in diseases classified elsewhere
M3504	58381	Sicca syndrome with tubulo-interstitial nephropathy	Nephritis and nephropathy, not specified as acute or chronic, in diseases classified elsewhere
N08	58381	Glomerular disorders in diseases classified elsewhere	Nephritis and nephropathy, not specified as acute or chronic, in diseases classified elsewhere
N16	58381	Renal tubulo-interstitial disorders in diseases classified elsewhere	Nephritis and nephropathy, not specified as acute or chronic, in diseases classified elsewhere
ICD10 Dx	ICD9 Dx	LongDeslCD10	LongDeslCD9
E1036	25051	Type 1 diabetes mellitus with diabetic cataract	Diabetes with ophthalmic manifestations, type I [juvenile type], not stated as uncontrolled

Appendix A
Dementia risk factors

E1036	25053	Type 1 diabetes mellitus with diabetic cataract	Diabetes with ophthalmic manifestations, type I [juvenile type], uncontrolled
E1037X1	25051	Type 1 diabetes mellitus with diabetic macular edema, resolved following treatment, right eye	Diabetes with ophthalmic manifestations, type I [juvenile type], not stated as uncontrolled
E1037X2	25051	Type 1 diabetes mellitus with diabetic macular edema, resolved following treatment, left eye	Diabetes with ophthalmic manifestations, type I [juvenile type], not stated as uncontrolled
E1037X3	25051	Type 1 diabetes mellitus with diabetic macular edema, resolved following treatment, bilateral	Diabetes with ophthalmic manifestations, type I [juvenile type], not stated as uncontrolled
E1037X9	25051	Type 1 diabetes mellitus with diabetic macular edema, resolved following treatment, unspecified eye	Diabetes with ophthalmic manifestations, type I [juvenile type], not stated as uncontrolled
E1039	25051	Type 1 diabetes mellitus with other diabetic ophthalmic complication	Diabetes with ophthalmic manifestations, type I [juvenile type], not stated as uncontrolled
E1039	25053	Type 1 diabetes mellitus with other diabetic ophthalmic complication	Diabetes with ophthalmic manifestations, type I [juvenile type], uncontrolled
E1136	25050	Type 2 diabetes mellitus with diabetic cataract	Diabetes with ophthalmic manifestations, type II or unspecified type, not stated as uncontrolled
E1136	25052	Type 2 diabetes mellitus with diabetic cataract	Diabetes with ophthalmic manifestations, type II or unspecified type, uncontrolled
E1137X1	25050	Type 2 diabetes mellitus with diabetic macular edema, resolved following treatment, right eye	Diabetes with ophthalmic manifestations, type II or unspecified type, not stated as uncontrolled
E1137X2	25050	Type 2 diabetes mellitus with diabetic macular edema, resolved following treatment, left eye	Diabetes with ophthalmic manifestations, type II or unspecified type, not stated as uncontrolled
E1137X3	25050	Type 2 diabetes mellitus with diabetic macular edema, resolved following treatment, bilateral	Diabetes with ophthalmic manifestations, type II or unspecified type, not stated as uncontrolled
E1137X9	25050	Type 2 diabetes mellitus with diabetic macular edema, resolved following treatment, unspecified eye	Diabetes with ophthalmic manifestations, type II or unspecified type, not stated as uncontrolled
E1139	25050	Type 2 diabetes mellitus with other diabetic ophthalmic complication	Diabetes with ophthalmic manifestations, type II or unspecified type, not stated as uncontrolled
E1139	25052	Type 2 diabetes mellitus with other diabetic ophthalmic complication	Diabetes with ophthalmic manifestations, type II or unspecified type, uncontrolled
ICD10 Dx	ICD9 Dx	LongDeslCD10	LongDeslCD9
E11618	25080	Type 2 diabetes mellitus with other diabetic arthropathy	Diabetes with other specified manifestations, type II or unspecified type, not stated as uncontrolled
E11620	25080	Type 2 diabetes mellitus with diabetic dermatitis	Diabetes with other specified manifestations, type II or unspecified type, not stated as uncontrolled
E11630	25080	Type 2 diabetes mellitus with periodontal disease	Diabetes with other specified manifestations, type II or unspecified type, not stated as uncontrolled
E11638	25080	Type 2 diabetes mellitus with other oral complications	Diabetes with other specified manifestations, type II or unspecified type, not stated as uncontrolled
E1169	25080	Type 2 diabetes mellitus with other specified complication	Diabetes with other specified manifestations, type II or unspecified type, not stated as uncontrolled
E13618	25080	Other specified diabetes mellitus with other diabetic arthropathy	Diabetes with other specified manifestations, type II or unspecified type, not stated as uncontrolled
E13620	25080	Other specified diabetes mellitus with diabetic dermatitis	Diabetes with other specified manifestations, type II or unspecified type, not stated as uncontrolled
E13630	25080	Other specified diabetes mellitus with periodontal disease	Diabetes with other specified manifestations, type II or unspecified type, not stated as uncontrolled
E13638	25080	Other specified diabetes mellitus with other oral complications	Diabetes with other specified manifestations, type II or unspecified type, not stated as uncontrolled
E1369	25080	Other specified diabetes mellitus with other specified complication	Diabetes with other specified manifestations, type II or unspecified type, not stated as uncontrolled
E10618	25081	Type 1 diabetes mellitus with other diabetic arthropathy	Diabetes with other specified manifestations, type I [juvenile type], not stated as uncontrolled
E10620	25081	Type 1 diabetes mellitus with diabetic dermatitis	Diabetes with other specified manifestations, type I [juvenile type], not stated as uncontrolled
E10630	25081	Type 1 diabetes mellitus with periodontal disease	Diabetes with other specified manifestations, type I [juvenile type], not stated as uncontrolled
E10638	25081	Type 1 diabetes mellitus with other oral complications	Diabetes with other specified manifestations, type I [juvenile type], not stated as uncontrolled
E1069	25081	Type 1 diabetes mellitus with other specified complication	Diabetes with other specified manifestations, type I [juvenile type], not stated as uncontrolled

Appendix A
Dementia risk factors

E1169	25082	Type 2 diabetes mellitus with other specified complication	Diabetes with other specified manifestations, type II or unspecified type, uncontrolled
E1069	25083	Type 1 diabetes mellitus with other specified complication	Diabetes with other specified manifestations, type I [juvenile type], uncontrolled
ICD10 Dx	ICD9 Dx	LongDeslCD10	LongDeslCD9
E1151	25070	Type 2 diabetes mellitus with diabetic peripheral angiopathy without gangrene	Diabetes with peripheral circulatory disorders, type II or unspecified type, not stated as uncontrolled
E1152	25070	Type 2 diabetes mellitus with diabetic peripheral angiopathy with gangrene	Diabetes with peripheral circulatory disorders, type II or unspecified type, not stated as uncontrolled
E1159	25070	Type 2 diabetes mellitus with other circulatory complications	Diabetes with peripheral circulatory disorders, type II or unspecified type, not stated as uncontrolled
E1351	25070	Other specified diabetes mellitus with diabetic peripheral angiopathy without gangrene	Diabetes with peripheral circulatory disorders, type II or unspecified type, not stated as uncontrolled
E1352	25070	Other specified diabetes mellitus with diabetic peripheral angiopathy with gangrene	Diabetes with peripheral circulatory disorders, type II or unspecified type, not stated as uncontrolled
E1359	25070	Other specified diabetes mellitus with other circulatory complications	Diabetes with peripheral circulatory disorders, type II or unspecified type, not stated as uncontrolled
ICD10 Dx	ICD9 Dx	LongDeslCD10	LongDeslCD9
E08311	36201	Diabetes mellitus due to underlying condition with unspecified diabetic retinopathy with macular edema	Background diabetic retinopathy
E08311	36207	Diabetes mellitus due to underlying condition with unspecified diabetic retinopathy with macular edema	Diabetic macular edema
E08319	36201	Diabetes mellitus due to underlying condition with unspecified diabetic retinopathy without macular edema	Background diabetic retinopathy
E083211	36204	Diabetes mellitus due to underlying condition with mild nonproliferative diabetic retinopathy with macular edema, right eye	Mild nonproliferative diabetic retinopathy
E083211	36207	Diabetes mellitus due to underlying condition with mild nonproliferative diabetic retinopathy with macular edema, right eye	Diabetic macular edema
E083212	36204	Diabetes mellitus due to underlying condition with mild nonproliferative diabetic retinopathy with macular edema, left eye	Mild nonproliferative diabetic retinopathy
E083212	36207	Diabetes mellitus due to underlying condition with mild nonproliferative diabetic retinopathy with macular edema, left eye	Diabetic macular edema
E083213	36204	Diabetes mellitus due to underlying condition with mild nonproliferative diabetic retinopathy with macular edema, bilateral	Mild nonproliferative diabetic retinopathy
E083213	36207	Diabetes mellitus due to underlying condition with mild nonproliferative diabetic retinopathy with macular edema, bilateral	Diabetic macular edema
E083219	36204	Diabetes mellitus due to underlying condition with mild nonproliferative diabetic retinopathy with macular edema, unspecified eye	Mild nonproliferative diabetic retinopathy
E083219	36207	Diabetes mellitus due to underlying condition with mild nonproliferative diabetic retinopathy with macular edema, unspecified eye	Diabetic macular edema
E083291	36204	Diabetes mellitus due to underlying condition with mild nonproliferative diabetic retinopathy without macular edema, right eye	Mild nonproliferative diabetic retinopathy
E083292	36204	Diabetes mellitus due to underlying condition with mild nonproliferative diabetic retinopathy without macular edema, left eye	Mild nonproliferative diabetic retinopathy
E083293	36204	Diabetes mellitus due to underlying condition with mild nonproliferative diabetic retinopathy without macular edema, bilateral	Mild nonproliferative diabetic retinopathy
E083299	36204	Diabetes mellitus due to underlying condition with mild nonproliferative diabetic retinopathy without macular edema, unspecified eye	Mild nonproliferative diabetic retinopathy

Appendix A
Dementia risk factors

E083311	36205	Diabetes mellitus due to underlying condition with moderate nonproliferative diabetic retinopathy with macular edema, right eye	Moderate nonproliferative diabetic retinopathy
E083311	36207	Diabetes mellitus due to underlying condition with moderate nonproliferative diabetic retinopathy with macular edema, right eye	Diabetic macular edema
E083312	36205	Diabetes mellitus due to underlying condition with moderate nonproliferative diabetic retinopathy with macular edema, left eye	Moderate nonproliferative diabetic retinopathy
E083312	36207	Diabetes mellitus due to underlying condition with moderate nonproliferative diabetic retinopathy with macular edema, left eye	Diabetic macular edema
E083313	36205	Diabetes mellitus due to underlying condition with moderate nonproliferative diabetic retinopathy with macular edema, bilateral	Moderate nonproliferative diabetic retinopathy
E083313	36207	Diabetes mellitus due to underlying condition with moderate nonproliferative diabetic retinopathy with macular edema, bilateral	Diabetic macular edema
E083319	36205	Diabetes mellitus due to underlying condition with moderate nonproliferative diabetic retinopathy with macular edema, unspecified eye	Moderate nonproliferative diabetic retinopathy
E083319	36207	Diabetes mellitus due to underlying condition with moderate nonproliferative diabetic retinopathy with macular edema, unspecified eye	Diabetic macular edema
E083391	36205	Diabetes mellitus due to underlying condition with moderate nonproliferative diabetic retinopathy without macular edema, right eye	Moderate nonproliferative diabetic retinopathy
E083392	36205	Diabetes mellitus due to underlying condition with moderate nonproliferative diabetic retinopathy without macular edema, left eye	Moderate nonproliferative diabetic retinopathy
E083393	36205	Diabetes mellitus due to underlying condition with moderate nonproliferative diabetic retinopathy without macular edema, bilateral	Moderate nonproliferative diabetic retinopathy
E083399	36205	Diabetes mellitus due to underlying condition with moderate nonproliferative diabetic retinopathy without macular edema, unspecified eye	Moderate nonproliferative diabetic retinopathy
E083411	36206	Diabetes mellitus due to underlying condition with severe nonproliferative diabetic retinopathy with macular edema, right eye	Severe nonproliferative diabetic retinopathy
E083411	36207	Diabetes mellitus due to underlying condition with severe nonproliferative diabetic retinopathy with macular edema, right eye	Diabetic macular edema
E083412	36206	Diabetes mellitus due to underlying condition with severe nonproliferative diabetic retinopathy with macular edema, left eye	Severe nonproliferative diabetic retinopathy
E083412	36207	Diabetes mellitus due to underlying condition with severe nonproliferative diabetic retinopathy with macular edema, left eye	Diabetic macular edema
E083413	36206	Diabetes mellitus due to underlying condition with severe nonproliferative diabetic retinopathy with macular edema, bilateral	Severe nonproliferative diabetic retinopathy
E083413	36207	Diabetes mellitus due to underlying condition with severe nonproliferative diabetic retinopathy with macular edema, bilateral	Diabetic macular edema
E083419	36206	Diabetes mellitus due to underlying condition with severe nonproliferative diabetic retinopathy with macular edema, unspecified eye	Severe nonproliferative diabetic retinopathy
E083419	36207	Diabetes mellitus due to underlying condition with severe nonproliferative diabetic retinopathy with macular edema, unspecified eye	Diabetic macular edema

Appendix A
Dementia risk factors

E083491	36206	Diabetes mellitus due to underlying condition with severe nonproliferative diabetic retinopathy without macular edema, right eye	Severe nonproliferative diabetic retinopathy
E083492	36206	Diabetes mellitus due to underlying condition with severe nonproliferative diabetic retinopathy without macular edema, left eye	Severe nonproliferative diabetic retinopathy
E083493	36206	Diabetes mellitus due to underlying condition with severe nonproliferative diabetic retinopathy without macular edema, bilateral	Severe nonproliferative diabetic retinopathy
E083499	36206	Diabetes mellitus due to underlying condition with severe nonproliferative diabetic retinopathy without macular edema, unspecified eye	Severe nonproliferative diabetic retinopathy
E083511	36202	Diabetes mellitus due to underlying condition with proliferative diabetic retinopathy with macular edema, right eye	Proliferative diabetic retinopathy
E083511	36207	Diabetes mellitus due to underlying condition with proliferative diabetic retinopathy with macular edema, right eye	Diabetic macular edema
E083512	36202	Diabetes mellitus due to underlying condition with proliferative diabetic retinopathy with macular edema, left eye	Proliferative diabetic retinopathy
E083512	36207	Diabetes mellitus due to underlying condition with proliferative diabetic retinopathy with macular edema, left eye	Diabetic macular edema
E083513	36202	Diabetes mellitus due to underlying condition with proliferative diabetic retinopathy with macular edema, bilateral	Proliferative diabetic retinopathy
E083513	36207	Diabetes mellitus due to underlying condition with proliferative diabetic retinopathy with macular edema, bilateral	Diabetic macular edema
E083519	36202	Diabetes mellitus due to underlying condition with proliferative diabetic retinopathy with macular edema, unspecified eye	Proliferative diabetic retinopathy
E083519	36207	Diabetes mellitus due to underlying condition with proliferative diabetic retinopathy with macular edema, unspecified eye	Diabetic macular edema
E083521	36202	Diabetes mellitus due to underlying condition with proliferative diabetic retinopathy with traction retinal detachment involving the macula, right eye	Proliferative diabetic retinopathy
E083522	36202	Diabetes mellitus due to underlying condition with proliferative diabetic retinopathy with traction retinal detachment involving the macula, left eye	Proliferative diabetic retinopathy
E083523	36202	Diabetes mellitus due to underlying condition with proliferative diabetic retinopathy with traction retinal detachment involving the macula, bilateral	Proliferative diabetic retinopathy
E083529	36202	Diabetes mellitus due to underlying condition with proliferative diabetic retinopathy with traction retinal detachment involving the macula, unspecified eye	Proliferative diabetic retinopathy
E083531	36202	Diabetes mellitus due to underlying condition with proliferative diabetic retinopathy with traction retinal detachment not involving the macula, right eye	Proliferative diabetic retinopathy
E083532	36202	Diabetes mellitus due to underlying condition with proliferative diabetic retinopathy with traction retinal detachment not involving the macula, left eye	Proliferative diabetic retinopathy
E083533	36202	Diabetes mellitus due to underlying condition with proliferative diabetic retinopathy with traction retinal detachment not involving the macula, bilateral	Proliferative diabetic retinopathy
E083539	36202	Diabetes mellitus due to underlying condition with proliferative diabetic retinopathy with traction retinal detachment not involving the macula, unspecified eye	Proliferative diabetic retinopathy

Appendix A
Dementia risk factors

E083541	36202	Diabetes mellitus due to underlying condition with proliferative diabetic retinopathy with combined traction retinal detachment and rhegmatogenous retinal detachment, right eye	Proliferative diabetic retinopathy
E083542	36202	Diabetes mellitus due to underlying condition with proliferative diabetic retinopathy with combined traction retinal detachment and rhegmatogenous retinal detachment, left eye	Proliferative diabetic retinopathy
E083543	36202	Diabetes mellitus due to underlying condition with proliferative diabetic retinopathy with combined traction retinal detachment and rhegmatogenous retinal detachment, bilateral	Proliferative diabetic retinopathy
E083549	36202	Diabetes mellitus due to underlying condition with proliferative diabetic retinopathy with combined traction retinal detachment and rhegmatogenous retinal detachment, unspecified eye	Proliferative diabetic retinopathy
E083551	36202	Diabetes mellitus due to underlying condition with stable proliferative diabetic retinopathy, right eye	Proliferative diabetic retinopathy
E083552	36202	Diabetes mellitus due to underlying condition with stable proliferative diabetic retinopathy, left eye	Proliferative diabetic retinopathy
E083553	36202	Diabetes mellitus due to underlying condition with stable proliferative diabetic retinopathy, bilateral	Proliferative diabetic retinopathy
E083559	36202	Diabetes mellitus due to underlying condition with stable proliferative diabetic retinopathy, unspecified eye	Proliferative diabetic retinopathy
E083591	36202	Diabetes mellitus due to underlying condition with proliferative diabetic retinopathy without macular edema, right eye	Proliferative diabetic retinopathy
E083592	36202	Diabetes mellitus due to underlying condition with proliferative diabetic retinopathy without macular edema, left eye	Proliferative diabetic retinopathy
E083593	36202	Diabetes mellitus due to underlying condition with proliferative diabetic retinopathy without macular edema, bilateral	Proliferative diabetic retinopathy
E083599	36202	Diabetes mellitus due to underlying condition with proliferative diabetic retinopathy without macular edema, unspecified eye	Proliferative diabetic retinopathy
E09311	36201	Drug or chemical induced diabetes mellitus with unspecified diabetic retinopathy with macular edema	Background diabetic retinopathy
E09311	36207	Drug or chemical induced diabetes mellitus with unspecified diabetic retinopathy with macular edema	Diabetic macular edema
E09319	36201	Drug or chemical induced diabetes mellitus with unspecified diabetic retinopathy without macular edema	Background diabetic retinopathy
E093211	36204	Drug or chemical induced diabetes mellitus with mild nonproliferative diabetic retinopathy with macular edema, right eye	Mild nonproliferative diabetic retinopathy
E093211	36207	Drug or chemical induced diabetes mellitus with mild nonproliferative diabetic retinopathy with macular edema, right eye	Diabetic macular edema
E093212	36204	Drug or chemical induced diabetes mellitus with mild nonproliferative diabetic retinopathy with macular edema, left eye	Mild nonproliferative diabetic retinopathy
E093212	36207	Drug or chemical induced diabetes mellitus with mild nonproliferative diabetic retinopathy with macular edema, left eye	Diabetic macular edema
E093213	36204	Drug or chemical induced diabetes mellitus with mild nonproliferative diabetic retinopathy with macular edema, bilateral	Mild nonproliferative diabetic retinopathy
E093213	36207	Drug or chemical induced diabetes mellitus with mild nonproliferative diabetic retinopathy with macular edema, bilateral	Diabetic macular edema

Appendix A
Dementia risk factors

E093219	36204	Drug or chemical induced diabetes mellitus with mild nonproliferative diabetic retinopathy with macular edema, unspecified eye	Mild nonproliferative diabetic retinopathy
E093219	36207	Drug or chemical induced diabetes mellitus with mild nonproliferative diabetic retinopathy with macular edema, unspecified eye	Diabetic macular edema
E093291	36204	Drug or chemical induced diabetes mellitus with mild nonproliferative diabetic retinopathy without macular edema, right eye	Mild nonproliferative diabetic retinopathy
E093292	36204	Drug or chemical induced diabetes mellitus with mild nonproliferative diabetic retinopathy without macular edema, left eye	Mild nonproliferative diabetic retinopathy
E093293	36204	Drug or chemical induced diabetes mellitus with mild nonproliferative diabetic retinopathy without macular edema, bilateral	Mild nonproliferative diabetic retinopathy
E093299	36204	Drug or chemical induced diabetes mellitus with mild nonproliferative diabetic retinopathy without macular edema, unspecified eye	Mild nonproliferative diabetic retinopathy
E093311	36205	Drug or chemical induced diabetes mellitus with moderate nonproliferative diabetic retinopathy with macular edema, right eye	Moderate nonproliferative diabetic retinopathy
E093311	36207	Drug or chemical induced diabetes mellitus with moderate nonproliferative diabetic retinopathy with macular edema, right eye	Diabetic macular edema
E093312	36205	Drug or chemical induced diabetes mellitus with moderate nonproliferative diabetic retinopathy with macular edema, left eye	Moderate nonproliferative diabetic retinopathy
E093312	36207	Drug or chemical induced diabetes mellitus with moderate nonproliferative diabetic retinopathy with macular edema, left eye	Diabetic macular edema
E093313	36205	Drug or chemical induced diabetes mellitus with moderate nonproliferative diabetic retinopathy with macular edema, bilateral	Moderate nonproliferative diabetic retinopathy
E093313	36207	Drug or chemical induced diabetes mellitus with moderate nonproliferative diabetic retinopathy with macular edema, bilateral	Diabetic macular edema
E093319	36205	Drug or chemical induced diabetes mellitus with moderate nonproliferative diabetic retinopathy with macular edema, unspecified eye	Moderate nonproliferative diabetic retinopathy
E093319	36207	Drug or chemical induced diabetes mellitus with moderate nonproliferative diabetic retinopathy with macular edema, unspecified eye	Diabetic macular edema
E093391	36205	Drug or chemical induced diabetes mellitus with moderate nonproliferative diabetic retinopathy without macular edema, right eye	Moderate nonproliferative diabetic retinopathy
E093392	36205	Drug or chemical induced diabetes mellitus with moderate nonproliferative diabetic retinopathy without macular edema, left eye	Moderate nonproliferative diabetic retinopathy
E093393	36205	Drug or chemical induced diabetes mellitus with moderate nonproliferative diabetic retinopathy without macular edema, bilateral	Moderate nonproliferative diabetic retinopathy
E093399	36205	Drug or chemical induced diabetes mellitus with moderate nonproliferative diabetic retinopathy without macular edema, unspecified eye	Moderate nonproliferative diabetic retinopathy
E093411	36206	Drug or chemical induced diabetes mellitus with severe nonproliferative diabetic retinopathy with macular edema, right eye	Severe nonproliferative diabetic retinopathy
E093411	36207	Drug or chemical induced diabetes mellitus with severe nonproliferative diabetic retinopathy with macular edema, right eye	Diabetic macular edema

Appendix A
Dementia risk factors

E093412	36206	Drug or chemical induced diabetes mellitus with severe nonproliferative diabetic retinopathy with macular edema, left eye	Severe nonproliferative diabetic retinopathy
E093412	36207	Drug or chemical induced diabetes mellitus with severe nonproliferative diabetic retinopathy with macular edema, left eye	Diabetic macular edema
E093413	36206	Drug or chemical induced diabetes mellitus with severe nonproliferative diabetic retinopathy with macular edema, bilateral	Severe nonproliferative diabetic retinopathy
E093413	36207	Drug or chemical induced diabetes mellitus with severe nonproliferative diabetic retinopathy with macular edema, bilateral	Diabetic macular edema
E093419	36206	Drug or chemical induced diabetes mellitus with severe nonproliferative diabetic retinopathy with macular edema, unspecified eye	Severe nonproliferative diabetic retinopathy
E093419	36207	Drug or chemical induced diabetes mellitus with severe nonproliferative diabetic retinopathy with macular edema, unspecified eye	Diabetic macular edema
E093491	36206	Drug or chemical induced diabetes mellitus with severe nonproliferative diabetic retinopathy without macular edema, right eye	Severe nonproliferative diabetic retinopathy
E093492	36206	Drug or chemical induced diabetes mellitus with severe nonproliferative diabetic retinopathy without macular edema, left eye	Severe nonproliferative diabetic retinopathy
E093493	36206	Drug or chemical induced diabetes mellitus with severe nonproliferative diabetic retinopathy without macular edema, bilateral	Severe nonproliferative diabetic retinopathy
E093499	36206	Drug or chemical induced diabetes mellitus with severe nonproliferative diabetic retinopathy without macular edema, unspecified eye	Severe nonproliferative diabetic retinopathy
E093511	36202	Drug or chemical induced diabetes mellitus with proliferative diabetic retinopathy with macular edema, right eye	Proliferative diabetic retinopathy
E093511	36207	Drug or chemical induced diabetes mellitus with proliferative diabetic retinopathy with macular edema, right eye	Diabetic macular edema
E093512	36202	Drug or chemical induced diabetes mellitus with proliferative diabetic retinopathy with macular edema, left eye	Proliferative diabetic retinopathy
E093512	36207	Drug or chemical induced diabetes mellitus with proliferative diabetic retinopathy with macular edema, left eye	Diabetic macular edema
E093513	36202	Drug or chemical induced diabetes mellitus with proliferative diabetic retinopathy with macular edema, bilateral	Proliferative diabetic retinopathy
E093513	36207	Drug or chemical induced diabetes mellitus with proliferative diabetic retinopathy with macular edema, bilateral	Diabetic macular edema
E093519	36202	Drug or chemical induced diabetes mellitus with proliferative diabetic retinopathy with macular edema, unspecified eye	Proliferative diabetic retinopathy
E093519	36207	Drug or chemical induced diabetes mellitus with proliferative diabetic retinopathy with macular edema, unspecified eye	Diabetic macular edema
E093521	36202	Drug or chemical induced diabetes mellitus with proliferative diabetic retinopathy with traction retinal detachment involving the macula, right eye	Proliferative diabetic retinopathy
E093522	36202	Drug or chemical induced diabetes mellitus with proliferative diabetic retinopathy with traction retinal detachment involving the macula, left eye	Proliferative diabetic retinopathy

Appendix A
Dementia risk factors

E093523	36202	Drug or chemical induced diabetes mellitus with proliferative diabetic retinopathy with traction retinal detachment involving the macula, bilateral	Proliferative diabetic retinopathy
E093529	36202	Drug or chemical induced diabetes mellitus with proliferative diabetic retinopathy with traction retinal detachment involving the macula, unspecified eye	Proliferative diabetic retinopathy
E093531	36202	Drug or chemical induced diabetes mellitus with proliferative diabetic retinopathy with traction retinal detachment not involving the macula, right eye	Proliferative diabetic retinopathy
E093532	36202	Drug or chemical induced diabetes mellitus with proliferative diabetic retinopathy with traction retinal detachment not involving the macula, left eye	Proliferative diabetic retinopathy
E093533	36202	Drug or chemical induced diabetes mellitus with proliferative diabetic retinopathy with traction retinal detachment not involving the macula, bilateral	Proliferative diabetic retinopathy
E093539	36202	Drug or chemical induced diabetes mellitus with proliferative diabetic retinopathy with traction retinal detachment not involving the macula, unspecified eye	Proliferative diabetic retinopathy
E093541	36202	Drug or chemical induced diabetes mellitus with proliferative diabetic retinopathy with combined traction retinal detachment and rhegmatogenous retinal detachment, right eye	Proliferative diabetic retinopathy
E093542	36202	Drug or chemical induced diabetes mellitus with proliferative diabetic retinopathy with combined traction retinal detachment and rhegmatogenous retinal detachment, left eye	Proliferative diabetic retinopathy
E093543	36202	Drug or chemical induced diabetes mellitus with proliferative diabetic retinopathy with combined traction retinal detachment and rhegmatogenous retinal detachment, bilateral	Proliferative diabetic retinopathy
E093549	36202	Drug or chemical induced diabetes mellitus with proliferative diabetic retinopathy with combined traction retinal detachment and rhegmatogenous retinal detachment, unspecified eye	Proliferative diabetic retinopathy
E093551	36202	Drug or chemical induced diabetes mellitus with stable proliferative diabetic retinopathy, right eye	Proliferative diabetic retinopathy
E093552	36202	Drug or chemical induced diabetes mellitus with stable proliferative diabetic retinopathy, left eye	Proliferative diabetic retinopathy
E093553	36202	Drug or chemical induced diabetes mellitus with stable proliferative diabetic retinopathy, bilateral	Proliferative diabetic retinopathy
E093559	36202	Drug or chemical induced diabetes mellitus with stable proliferative diabetic retinopathy, unspecified eye	Proliferative diabetic retinopathy
E093591	36202	Drug or chemical induced diabetes mellitus with proliferative diabetic retinopathy without macular edema, right eye	Proliferative diabetic retinopathy
E093592	36202	Drug or chemical induced diabetes mellitus with proliferative diabetic retinopathy without macular edema, left eye	Proliferative diabetic retinopathy
E093593	36202	Drug or chemical induced diabetes mellitus with proliferative diabetic retinopathy without macular edema, bilateral	Proliferative diabetic retinopathy
E093599	36202	Drug or chemical induced diabetes mellitus with proliferative diabetic retinopathy without macular edema, unspecified eye	Proliferative diabetic retinopathy
E10311	36201	Type 1 diabetes mellitus with unspecified diabetic retinopathy with macular edema	Background diabetic retinopathy
E10311	36207	Type 1 diabetes mellitus with unspecified diabetic retinopathy with macular edema	Diabetic macular edema
E10319	36201	Type 1 diabetes mellitus with unspecified diabetic retinopathy without macular edema	Background diabetic retinopathy
E103211	36204	Type 1 diabetes mellitus with mild nonproliferative diabetic retinopathy with macular edema, right eye	Mild nonproliferative diabetic retinopathy

Appendix A
Dementia risk factors

E103419	36207	Type 1 diabetes mellitus with severe nonproliferative diabetic retinopathy with macular edema, unspecified eye	Diabetic macular edema
E103491	36206	Type 1 diabetes mellitus with severe nonproliferative diabetic retinopathy without macular edema, right eye	Severe nonproliferative diabetic retinopathy
E103492	36206	Type 1 diabetes mellitus with severe nonproliferative diabetic retinopathy without macular edema, left eye	Severe nonproliferative diabetic retinopathy
E103493	36206	Type 1 diabetes mellitus with severe nonproliferative diabetic retinopathy without macular edema, bilateral	Severe nonproliferative diabetic retinopathy
E103499	36206	Type 1 diabetes mellitus with severe nonproliferative diabetic retinopathy without macular edema, unspecified eye	Severe nonproliferative diabetic retinopathy
E103511	36202	Type 1 diabetes mellitus with proliferative diabetic retinopathy with macular edema, right eye	Proliferative diabetic retinopathy
E103511	36207	Type 1 diabetes mellitus with proliferative diabetic retinopathy with macular edema, right eye	Diabetic macular edema
E103512	36202	Type 1 diabetes mellitus with proliferative diabetic retinopathy with macular edema, left eye	Proliferative diabetic retinopathy
E103512	36207	Type 1 diabetes mellitus with proliferative diabetic retinopathy with macular edema, left eye	Diabetic macular edema
E103513	36202	Type 1 diabetes mellitus with proliferative diabetic retinopathy with macular edema, bilateral	Proliferative diabetic retinopathy
E103521	36207	Type 1 diabetes mellitus with proliferative diabetic retinopathy with macular edema, bilateral	Diabetic macular edema
E103519	36202	Type 1 diabetes mellitus with proliferative diabetic retinopathy with macular edema, unspecified eye	Proliferative diabetic retinopathy
E103519	36207	Type 1 diabetes mellitus with proliferative diabetic retinopathy with macular edema, unspecified eye	Diabetic macular edema
E103521	36202	Type 1 diabetes mellitus with proliferative diabetic retinopathy with traction retinal detachment involving the macula, right eye	Proliferative diabetic retinopathy
E103522	36202	Type 1 diabetes mellitus with proliferative diabetic retinopathy with traction retinal detachment involving the macula, left eye	Proliferative diabetic retinopathy
E103523	36202	Type 1 diabetes mellitus with proliferative diabetic retinopathy with traction retinal detachment involving the macula, bilateral	Proliferative diabetic retinopathy
E103529	36202	Type 1 diabetes mellitus with proliferative diabetic retinopathy with traction retinal detachment involving the macula, unspecified eye	Proliferative diabetic retinopathy
E103531	36202	Type 1 diabetes mellitus with proliferative diabetic retinopathy with traction retinal detachment not involving the macula, right eye	Proliferative diabetic retinopathy
E103532	36202	Type 1 diabetes mellitus with proliferative diabetic retinopathy with traction retinal detachment not involving the macula, left eye	Proliferative diabetic retinopathy
E103533	36202	Type 1 diabetes mellitus with proliferative diabetic retinopathy with traction retinal detachment not involving the macula, bilateral	Proliferative diabetic retinopathy
E103539	36202	Type 1 diabetes mellitus with proliferative diabetic retinopathy with traction retinal detachment not involving the macula, unspecified eye	Proliferative diabetic retinopathy
E103541	36202	Type 1 diabetes mellitus with proliferative diabetic retinopathy with combined traction retinal detachment and rhegmatogenous retinal detachment, right eye	Proliferative diabetic retinopathy
E103542	36202	Type 1 diabetes mellitus with proliferative diabetic retinopathy with combined traction retinal detachment and rhegmatogenous retinal detachment, left eye	Proliferative diabetic retinopathy
E103543	36202	Type 1 diabetes mellitus with proliferative diabetic retinopathy with combined traction retinal detachment and rhegmatogenous retinal detachment, bilateral	Proliferative diabetic retinopathy

Appendix A
Dementia risk factors

E103549	36202	Type 1 diabetes mellitus with proliferative diabetic retinopathy with combined traction retinal detachment and rhegmatogenous retinal detachment, unspecified eye	Proliferative diabetic retinopathy
E103551	36202	Type 1 diabetes mellitus with stable proliferative diabetic retinopathy, right eye	Proliferative diabetic retinopathy
E103552	36202	Type 1 diabetes mellitus with stable proliferative diabetic retinopathy, left eye	Proliferative diabetic retinopathy
E103553	36202	Type 1 diabetes mellitus with stable proliferative diabetic retinopathy, bilateral	Proliferative diabetic retinopathy
E103559	36202	Type 1 diabetes mellitus with stable proliferative diabetic retinopathy, unspecified eye	Proliferative diabetic retinopathy
E103591	36202	Type 1 diabetes mellitus with proliferative diabetic retinopathy without macular edema, right eye	Proliferative diabetic retinopathy
E103592	36202	Type 1 diabetes mellitus with proliferative diabetic retinopathy without macular edema, left eye	Proliferative diabetic retinopathy
E103593	36202	Type 1 diabetes mellitus with proliferative diabetic retinopathy without macular edema, bilateral	Proliferative diabetic retinopathy
E103599	36202	Type 1 diabetes mellitus with proliferative diabetic retinopathy without macular edema, unspecified eye	Proliferative diabetic retinopathy
E11311	36201	Type 2 diabetes mellitus with unspecified diabetic retinopathy with macular edema	Background diabetic retinopathy
E11311	36207	Type 2 diabetes mellitus with unspecified diabetic retinopathy with macular edema	Diabetic macular edema
E11319	36201	Type 2 diabetes mellitus with unspecified diabetic retinopathy without macular edema	Background diabetic retinopathy
E113211	36204	Type 2 diabetes mellitus with mild nonproliferative diabetic retinopathy with macular edema, right eye	Mild nonproliferative diabetic retinopathy
E113211	36207	Type 2 diabetes mellitus with mild nonproliferative diabetic retinopathy with macular edema, right eye	Diabetic macular edema
E113212	36204	Type 2 diabetes mellitus with mild nonproliferative diabetic retinopathy with macular edema, left eye	Mild nonproliferative diabetic retinopathy
E113212	36207	Type 2 diabetes mellitus with mild nonproliferative diabetic retinopathy with macular edema, left eye	Diabetic macular edema
E113213	36204	Type 2 diabetes mellitus with mild nonproliferative diabetic retinopathy with macular edema, bilateral	Mild nonproliferative diabetic retinopathy
E113213	36207	Type 2 diabetes mellitus with mild nonproliferative diabetic retinopathy with macular edema, bilateral	Diabetic macular edema
E113219	36204	Type 2 diabetes mellitus with mild nonproliferative diabetic retinopathy with macular edema, unspecified eye	Mild nonproliferative diabetic retinopathy
E113219	36207	Type 2 diabetes mellitus with mild nonproliferative diabetic retinopathy with macular edema, unspecified eye	Diabetic macular edema
E113291	36203	Type 2 diabetes mellitus with mild nonproliferative diabetic retinopathy without macular edema, right eye	Nonproliferative diabetic retinopathy NOS
E113291	36204	Type 2 diabetes mellitus with mild nonproliferative diabetic retinopathy without macular edema, right eye	Mild nonproliferative diabetic retinopathy
E113292	36203	Type 2 diabetes mellitus with mild nonproliferative diabetic retinopathy without macular edema, left eye	Nonproliferative diabetic retinopathy NOS
E113292	36204	Type 2 diabetes mellitus with mild nonproliferative diabetic retinopathy without macular edema, left eye	Mild nonproliferative diabetic retinopathy
E113293	36203	Type 2 diabetes mellitus with mild nonproliferative diabetic retinopathy without macular edema, bilateral	Nonproliferative diabetic retinopathy NOS
E113293	36204	Type 2 diabetes mellitus with mild nonproliferative diabetic retinopathy without macular edema, bilateral	Mild nonproliferative diabetic retinopathy
E113299	36203	Type 2 diabetes mellitus with mild nonproliferative diabetic retinopathy without macular edema, unspecified eye	Nonproliferative diabetic retinopathy NOS
E113299	36204	Type 2 diabetes mellitus with mild nonproliferative diabetic retinopathy without macular edema, unspecified eye	Mild nonproliferative diabetic retinopathy
E113311	36205	Type 2 diabetes mellitus with moderate nonproliferative diabetic retinopathy with macular edema, right eye	Moderate nonproliferative diabetic retinopathy

Appendix A
Dementia risk factors

E113519	36207	Type 2 diabetes mellitus with proliferative diabetic retinopathy with macular edema, unspecified eye	Diabetic macular edema
E113521	36202	Type 2 diabetes mellitus with proliferative diabetic retinopathy with traction retinal detachment involving the macula, right eye	Proliferative diabetic retinopathy
E113522	36202	Type 2 diabetes mellitus with proliferative diabetic retinopathy with traction retinal detachment involving the macula, left eye	Proliferative diabetic retinopathy
E113523	36202	Type 2 diabetes mellitus with proliferative diabetic retinopathy with traction retinal detachment involving the macula, bilateral	Proliferative diabetic retinopathy
E113529	36202	Type 2 diabetes mellitus with proliferative diabetic retinopathy with traction retinal detachment involving the macula, unspecified eye	Proliferative diabetic retinopathy
E113531	36202	Type 2 diabetes mellitus with proliferative diabetic retinopathy with traction retinal detachment not involving the macula, right eye	Proliferative diabetic retinopathy
E113532	36202	Type 2 diabetes mellitus with proliferative diabetic retinopathy with traction retinal detachment not involving the macula, left eye	Proliferative diabetic retinopathy
E113533	36202	Type 2 diabetes mellitus with proliferative diabetic retinopathy with traction retinal detachment not involving the macula, bilateral	Proliferative diabetic retinopathy
E113539	36202	Type 2 diabetes mellitus with proliferative diabetic retinopathy with traction retinal detachment not involving the macula, unspecified eye	Proliferative diabetic retinopathy
E113541	36202	Type 2 diabetes mellitus with proliferative diabetic retinopathy with combined traction retinal detachment and rhegmatogenous retinal detachment, right eye	Proliferative diabetic retinopathy
E113542	36202	Type 2 diabetes mellitus with proliferative diabetic retinopathy with combined traction retinal detachment and rhegmatogenous retinal detachment, left eye	Proliferative diabetic retinopathy
E113543	36202	Type 2 diabetes mellitus with proliferative diabetic retinopathy with combined traction retinal detachment and rhegmatogenous retinal detachment, bilateral	Proliferative diabetic retinopathy
E113549	36202	Type 2 diabetes mellitus with proliferative diabetic retinopathy with combined traction retinal detachment and rhegmatogenous retinal detachment, unspecified eye	Proliferative diabetic retinopathy
E113551	36202	Type 2 diabetes mellitus with stable proliferative diabetic retinopathy, right eye	Proliferative diabetic retinopathy
E113552	36202	Type 2 diabetes mellitus with stable proliferative diabetic retinopathy, left eye	Proliferative diabetic retinopathy
E113553	36202	Type 2 diabetes mellitus with stable proliferative diabetic retinopathy, bilateral	Proliferative diabetic retinopathy
E113559	36202	Type 2 diabetes mellitus with stable proliferative diabetic retinopathy, unspecified eye	Proliferative diabetic retinopathy
E113591	36202	Type 2 diabetes mellitus with proliferative diabetic retinopathy without macular edema, right eye	Proliferative diabetic retinopathy
E113592	36202	Type 2 diabetes mellitus with proliferative diabetic retinopathy without macular edema, left eye	Proliferative diabetic retinopathy
E113593	36202	Type 2 diabetes mellitus with proliferative diabetic retinopathy without macular edema, bilateral	Proliferative diabetic retinopathy
E113599	36202	Type 2 diabetes mellitus with proliferative diabetic retinopathy without macular edema, unspecified eye	Proliferative diabetic retinopathy
E13311	36201	Other specified diabetes mellitus with unspecified diabetic retinopathy with macular edema	Background diabetic retinopathy
E13311	36207	Other specified diabetes mellitus with unspecified diabetic retinopathy with macular edema	Diabetic macular edema
E13319	36201	Other specified diabetes mellitus with unspecified diabetic retinopathy without macular edema	Background diabetic retinopathy

Appendix A
Dementia risk factors

E133211	36204	Other specified diabetes mellitus with mild nonproliferative diabetic retinopathy with macular edema, right eye	Mild nonproliferative diabetic retinopathy
E133211	36207	Other specified diabetes mellitus with mild nonproliferative diabetic retinopathy with macular edema, right eye	Diabetic macular edema
E133212	36204	Other specified diabetes mellitus with mild nonproliferative diabetic retinopathy with macular edema, left eye	Mild nonproliferative diabetic retinopathy
E133212	36207	Other specified diabetes mellitus with mild nonproliferative diabetic retinopathy with macular edema, left eye	Diabetic macular edema
E133213	36204	Other specified diabetes mellitus with mild nonproliferative diabetic retinopathy with macular edema, bilateral	Mild nonproliferative diabetic retinopathy
E133213	36207	Other specified diabetes mellitus with mild nonproliferative diabetic retinopathy with macular edema, bilateral	Diabetic macular edema
E133219	36204	Other specified diabetes mellitus with mild nonproliferative diabetic retinopathy with macular edema, unspecified eye	Mild nonproliferative diabetic retinopathy
E133219	36207	Other specified diabetes mellitus with mild nonproliferative diabetic retinopathy with macular edema, unspecified eye	Diabetic macular edema
E133291	36204	Other specified diabetes mellitus with mild nonproliferative diabetic retinopathy without macular edema, right eye	Mild nonproliferative diabetic retinopathy
E133292	36204	Other specified diabetes mellitus with mild nonproliferative diabetic retinopathy without macular edema, left eye	Mild nonproliferative diabetic retinopathy
E133293	36204	Other specified diabetes mellitus with mild nonproliferative diabetic retinopathy without macular edema, bilateral	Mild nonproliferative diabetic retinopathy
E133299	36204	Other specified diabetes mellitus with mild nonproliferative diabetic retinopathy without macular edema, unspecified eye	Mild nonproliferative diabetic retinopathy
E133311	36205	Other specified diabetes mellitus with moderate nonproliferative diabetic retinopathy with macular edema, right eye	Moderate nonproliferative diabetic retinopathy
E133311	36207	Other specified diabetes mellitus with moderate nonproliferative diabetic retinopathy with macular edema, right eye	Diabetic macular edema
E133312	36205	Other specified diabetes mellitus with moderate nonproliferative diabetic retinopathy with macular edema, left eye	Moderate nonproliferative diabetic retinopathy
E133312	36207	Other specified diabetes mellitus with moderate nonproliferative diabetic retinopathy with macular edema, left eye	Diabetic macular edema
E133313	36205	Other specified diabetes mellitus with moderate nonproliferative diabetic retinopathy with macular edema, bilateral	Moderate nonproliferative diabetic retinopathy
E133313	36207	Other specified diabetes mellitus with moderate nonproliferative diabetic retinopathy with macular edema, bilateral	Diabetic macular edema
E133319	36205	Other specified diabetes mellitus with moderate nonproliferative diabetic retinopathy with macular edema, unspecified eye	Moderate nonproliferative diabetic retinopathy
E133319	36207	Other specified diabetes mellitus with moderate nonproliferative diabetic retinopathy with macular edema, unspecified eye	Diabetic macular edema

Appendix A
Dementia risk factors

E133391	36205	Other specified diabetes mellitus with moderate nonproliferative diabetic retinopathy without macular edema, right eye	Moderate nonproliferative diabetic retinopathy
E133392	36205	Other specified diabetes mellitus with moderate nonproliferative diabetic retinopathy without macular edema, left eye	Moderate nonproliferative diabetic retinopathy
E133393	36205	Other specified diabetes mellitus with moderate nonproliferative diabetic retinopathy without macular edema, bilateral	Moderate nonproliferative diabetic retinopathy
E133399	36205	Other specified diabetes mellitus with moderate nonproliferative diabetic retinopathy without macular edema, unspecified eye	Moderate nonproliferative diabetic retinopathy
E133411	36206	Other specified diabetes mellitus with severe nonproliferative diabetic retinopathy with macular edema, right eye	Severe nonproliferative diabetic retinopathy
E133411	36207	Other specified diabetes mellitus with severe nonproliferative diabetic retinopathy with macular edema, right eye	Diabetic macular edema
E133412	36206	Other specified diabetes mellitus with severe nonproliferative diabetic retinopathy with macular edema, left eye	Severe nonproliferative diabetic retinopathy
E133412	36207	Other specified diabetes mellitus with severe nonproliferative diabetic retinopathy with macular edema, left eye	Diabetic macular edema
E133413	36206	Other specified diabetes mellitus with severe nonproliferative diabetic retinopathy with macular edema, bilateral	Severe nonproliferative diabetic retinopathy
E133413	36207	Other specified diabetes mellitus with severe nonproliferative diabetic retinopathy with macular edema, bilateral	Diabetic macular edema
E133419	36206	Other specified diabetes mellitus with severe nonproliferative diabetic retinopathy with macular edema, unspecified eye	Severe nonproliferative diabetic retinopathy
E133419	36207	Other specified diabetes mellitus with severe nonproliferative diabetic retinopathy with macular edema, unspecified eye	Diabetic macular edema
E133491	36206	Other specified diabetes mellitus with severe nonproliferative diabetic retinopathy without macular edema, right eye	Severe nonproliferative diabetic retinopathy
E133492	36206	Other specified diabetes mellitus with severe nonproliferative diabetic retinopathy without macular edema, left eye	Severe nonproliferative diabetic retinopathy
E133493	36206	Other specified diabetes mellitus with severe nonproliferative diabetic retinopathy without macular edema, bilateral	Severe nonproliferative diabetic retinopathy
E133499	36206	Other specified diabetes mellitus with severe nonproliferative diabetic retinopathy without macular edema, unspecified eye	Severe nonproliferative diabetic retinopathy
E133511	36202	Other specified diabetes mellitus with proliferative diabetic retinopathy with macular edema, right eye	Proliferative diabetic retinopathy
E133511	36207	Other specified diabetes mellitus with proliferative diabetic retinopathy with macular edema, right eye	Diabetic macular edema
E133512	36202	Other specified diabetes mellitus with proliferative diabetic retinopathy with macular edema, left eye	Proliferative diabetic retinopathy
E133512	36207	Other specified diabetes mellitus with proliferative diabetic retinopathy with macular edema, left eye	Diabetic macular edema
E133513	36202	Other specified diabetes mellitus with proliferative diabetic retinopathy with macular edema, bilateral	Proliferative diabetic retinopathy
E133513	36207	Other specified diabetes mellitus with proliferative diabetic retinopathy with macular edema, bilateral	Diabetic macular edema
E133519	36202	Other specified diabetes mellitus with proliferative diabetic retinopathy with macular edema, unspecified eye	Proliferative diabetic retinopathy

Appendix A
Dementia risk factors

E133519	36207	Other specified diabetes mellitus with proliferative diabetic retinopathy with macular edema, unspecified eye	Diabetic macular edema
E133521	36202	Other specified diabetes mellitus with proliferative diabetic retinopathy with traction retinal detachment involving the macula, right eye	Proliferative diabetic retinopathy
E133522	36202	Other specified diabetes mellitus with proliferative diabetic retinopathy with traction retinal detachment involving the macula, left eye	Proliferative diabetic retinopathy
E133523	36202	Other specified diabetes mellitus with proliferative diabetic retinopathy with traction retinal detachment involving the macula, bilateral	Proliferative diabetic retinopathy
E133529	36202	Other specified diabetes mellitus with proliferative diabetic retinopathy with traction retinal detachment involving the macula, unspecified eye	Proliferative diabetic retinopathy
E133531	36202	Other specified diabetes mellitus with proliferative diabetic retinopathy with traction retinal detachment not involving the macula, right eye	Proliferative diabetic retinopathy
E133532	36202	Other specified diabetes mellitus with proliferative diabetic retinopathy with traction retinal detachment not involving the macula, left eye	Proliferative diabetic retinopathy
E133533	36202	Other specified diabetes mellitus with proliferative diabetic retinopathy with traction retinal detachment not involving the macula, bilateral	Proliferative diabetic retinopathy
E133539	36202	Other specified diabetes mellitus with proliferative diabetic retinopathy with traction retinal detachment not involving the macula, unspecified eye	Proliferative diabetic retinopathy
E133541	36202	Other specified diabetes mellitus with proliferative diabetic retinopathy with combined traction retinal detachment and rhegmatogenous retinal detachment, right eye	Proliferative diabetic retinopathy
E133542	36202	Other specified diabetes mellitus with proliferative diabetic retinopathy with combined traction retinal detachment and rhegmatogenous retinal detachment, left eye	Proliferative diabetic retinopathy
E133543	36202	Other specified diabetes mellitus with proliferative diabetic retinopathy with combined traction retinal detachment and rhegmatogenous retinal detachment, bilateral	Proliferative diabetic retinopathy
E133549	36202	Other specified diabetes mellitus with proliferative diabetic retinopathy with combined traction retinal detachment and rhegmatogenous retinal detachment, unspecified eye	Proliferative diabetic retinopathy
E133551	36202	Other specified diabetes mellitus with stable proliferative diabetic retinopathy, right eye	Proliferative diabetic retinopathy
E133552	36202	Other specified diabetes mellitus with stable proliferative diabetic retinopathy, left eye	Proliferative diabetic retinopathy
E133553	36202	Other specified diabetes mellitus with stable proliferative diabetic retinopathy, bilateral	Proliferative diabetic retinopathy
E133559	36202	Other specified diabetes mellitus with stable proliferative diabetic retinopathy, unspecified eye	Proliferative diabetic retinopathy
E133591	36202	Other specified diabetes mellitus with proliferative diabetic retinopathy without macular edema, right eye	Proliferative diabetic retinopathy
E133592	36202	Other specified diabetes mellitus with proliferative diabetic retinopathy without macular edema, left eye	Proliferative diabetic retinopathy
E133593	36202	Other specified diabetes mellitus with proliferative diabetic retinopathy without macular edema, bilateral	Proliferative diabetic retinopathy
E133599	36202	Other specified diabetes mellitus with proliferative diabetic retinopathy without macular edema, unspecified eye	Proliferative diabetic retinopathy
E1336	25050	Other specified diabetes mellitus with diabetic cataract	Diabetes with ophthalmic manifestations, type II or unspecified type, not stated as uncontrolled

Appendix A
Dementia risk factors

E1337X1	25050	Other specified diabetes mellitus with diabetic macular edema, resolved following treatment, right eye	Diabetes with ophthalmic manifestations, type II or unspecified type, not stated as uncontrolled
E1337X2	25050	Other specified diabetes mellitus with diabetic macular edema, resolved following treatment, left eye	Diabetes with ophthalmic manifestations, type II or unspecified type, not stated as uncontrolled
E1337X3	25050	Other specified diabetes mellitus with diabetic macular edema, resolved following treatment, bilateral	Diabetes with ophthalmic manifestations, type II or unspecified type, not stated as uncontrolled
E1337X9	25050	Other specified diabetes mellitus with diabetic macular edema, resolved following treatment, unspecified eye	Diabetes with ophthalmic manifestations, type II or unspecified type, not stated as uncontrolled
E1339	25050	Other specified diabetes mellitus with other diabetic ophthalmic complication	Diabetes with ophthalmic manifestations, type II or unspecified type, not stated as uncontrolled
ICD10 Dx	ICD9 Dx	LongDeslCD10	LongDeslCD9
E118	25090	Type 2 diabetes mellitus with unspecified complications	Diabetes with unspecified complication type II or unspecified type not stated as uncontrolled
E138	25090	Other specified diabetes mellitus with unspecified complications	Diabetes with unspecified complication type II or unspecified type not stated as uncontrolled
E108	25091	Type 1 diabetes mellitus with unspecified complications	Diabetes with unspecified complication type I [juvenile type] not stated as uncontrolled
E118	25092	Type 2 diabetes mellitus with unspecified complications	Diabetes with unspecified complication type II or unspecified type uncontrolled
E108	25093	Type 1 diabetes mellitus with unspecified complications	Diabetes with unspecified complication type I [juvenile type] uncontrolled
ICD10 Dx	ICD9 Dx	LongDeslCD10	LongDeslCD9
E109	25001	Type 1 diabetes mellitus without complications	Diabetes mellitus without mention of complication type I [juvenile type] not stated as uncontrolled
E119	25000	Type 2 diabetes mellitus without complications	Diabetes mellitus without mention of complication type II or unspecified type not stated as uncontrolled
E139	25000	Other specified diabetes mellitus without complications	Diabetes mellitus without mention of complication type II or unspecified type not stated as uncontrolled
ICD10 Dx	ICD9 Dx	LongDeslCD10	LongDeslCD9
E0840	3572	Diabetes mellitus due to underlying condition with diabetic neuropathy, unspecified	Polyneuropathy in diabetes
E0842	3572	Diabetes mellitus due to underlying condition with diabetic polyneuropathy	Polyneuropathy in diabetes
E0940	3572	Drug or chemical induced diabetes mellitus with neurological complications with diabetic neuropathy, unspecified	Polyneuropathy in diabetes
E0942	3572	Drug or chemical induced diabetes mellitus with neurological complications with diabetic polyneuropathy	Polyneuropathy in diabetes
E1040	3572	Type 1 diabetes mellitus with diabetic neuropathy, unspecified	Polyneuropathy in diabetes
E1042	3572	Type 1 diabetes mellitus with diabetic polyneuropathy	Polyneuropathy in diabetes
E1140	3572	Type 2 diabetes mellitus with diabetic neuropathy, unspecified	Polyneuropathy in diabetes
E1142	3572	Type 2 diabetes mellitus with diabetic polyneuropathy	Polyneuropathy in diabetes
E1340	3572	Other specified diabetes mellitus with diabetic neuropathy, unspecified	Polyneuropathy in diabetes
E1342	3572	Other specified diabetes mellitus with diabetic polyneuropathy	Polyneuropathy in diabetes
E0841	3559	Diabetes mellitus due to underlying condition with diabetic mononeuropathy	Mononeuritis of unspecified site
E0941	3559	Drug or chemical induced diabetes mellitus with neurological complications with diabetic mononeuropathy	Mononeuritis of unspecified site
E1041	3559	Type 1 diabetes mellitus with diabetic mononeuropathy	Mononeuritis of unspecified site
E1141	3559	Type 2 diabetes mellitus with diabetic mononeuropathy	Mononeuritis of unspecified site
E1341	3559	Other specified diabetes mellitus with diabetic mononeuropathy	Mononeuritis of unspecified site

Obesity

ICD10 Dx	ICD9 Dx	LongDeslCD10	LongDeslCD9
E6609	27800	Other obesity due to excess calories	Obesity, unspecified
E661	27800	Drug-induced obesity	Obesity, unspecified
E668	27800	Other obesity	Obesity, unspecified

Appendix A
Dementia risk factors

E669	27800	Obesity, unspecified	Obesity, unspecified
E6601	27801	Morbid (severe) obesity due to excess calories	Morbid obesity
Z6830	V8530	Body mass index (BMI) 30.0-30.9, adult	Body Mass Index 30.0-30.9, adult
Z6831	V8531	Body mass index (BMI) 31.0-31.9, adult	Body Mass Index 31.0-31.9, adult
Z6832	V8532	Body mass index (BMI) 32.0-32.9, adult	Body Mass Index 32.0-32.9, adult
Z6833	V8533	Body mass index (BMI) 33.0-33.9, adult	Body Mass Index 33.0-33.9, adult
Z6834	V8534	Body mass index (BMI) 34.0-34.9, adult	Body Mass Index 34.0-34.9, adult
Z6835	V8535	Body mass index (BMI) 35.0-35.9, adult	Body Mass Index 35.0-35.9, adult
Z6836	V8536	Body mass index (BMI) 36.0-36.9, adult	Body Mass Index 36.0-36.9, adult
Z6837	V8537	Body mass index (BMI) 37.0-37.9, adult	Body Mass Index 37.0-37.9, adult
Z6838	V8538	Body mass index (BMI) 38.0-38.9, adult	Body Mass Index 38.0-38.9, adult
Z6839	V8539	Body mass index (BMI) 39.0-39.9, adult	Body Mass Index 39.0-39.9, adult
Z6841	V8541	Body mass index (BMI) 40.0-44.9, adult	Body Mass Index 40.0-44.9, adult
Z6842	V8542	Body mass index (BMI) 45.0-49.9, adult	Body Mass Index 45.0-49.9, adult
Z6843	V8543	Body mass index (BMI) 50.0-59.9, adult	Body Mass Index 50.0-59.9, adult
Z6844	V8544	Body mass index (BMI) 60.0-69.9, adult	Body Mass Index 60.0-69.9, adult
Z6845	V8545	Body mass index (BMI) 70 or greater, adult	Body Mass Index 70 and over, adult
Prescriptions			
Orlistat			
Sibutramine			
Phentermine			
Benzphetamine			
Phendimetrazine			
Diethylpropion			

Hypertension

ICD10 Dx	ICD9 Dx	LongDeslCD10	LongDeslCD9
I10	4010	Essential (primary) hypertension	Malignant essential hypertension
I10	4011	Essential (primary) hypertension	Benign essential hypertension
I10	4019	Essential (primary) hypertension	Unspecified essential hypertension
I160	4019	Hypertensive urgency	Unspecified essential hypertension
I161	4019	Hypertensive emergency	Unspecified essential hypertension
I169	4019	Hypertensive crisis, unspecified	Unspecified essential hypertension
I119	40200	Hypertensive heart disease without heart failure	Malignant hypertensive heart disease without heart failure
I110	40201	Hypertensive heart disease with heart failure	Malignant hypertensive heart disease with heart failure
I119	40210	Hypertensive heart disease without heart failure	Benign hypertensive heart disease without heart failure
I110	40211	Hypertensive heart disease with heart failure	Benign hypertensive heart disease with heart failure
I119	40290	Hypertensive heart disease without heart failure	Unspecified hypertensive heart disease without heart failure
I110	40291	Hypertensive heart disease with heart failure	Unspecified hypertensive heart disease with heart failure
I129	40300	Hypertensive chronic kidney disease with stage 1 through stage 4 chronic kidney disease, or unspecified chronic kidney disease	Hypertensive chronic kidney disease, malignant, with chronic kidney disease stage I through stage IV, or unspecified
I120	40301	Hypertensive chronic kidney disease with stage 5 chronic kidney disease or end stage renal disease	Hypertensive chronic kidney disease, malignant, with chronic kidney disease stage V or end stage renal disease
I129	40310	Hypertensive chronic kidney disease with stage 1 through stage 4 chronic kidney disease, or unspecified chronic kidney disease	Hypertensive chronic kidney disease, benign, with chronic kidney disease stage I through stage IV, or unspecified
I120	40311	Hypertensive chronic kidney disease with stage 5 chronic kidney disease or end stage renal disease	Hypertensive chronic kidney disease, benign, with chronic kidney disease stage V or end stage renal disease
I129	40390	Hypertensive chronic kidney disease with stage 1 through stage 4 chronic kidney disease, or unspecified chronic kidney disease	Hypertensive chronic kidney disease, unspecified, with chronic kidney disease stage I through stage IV, or unspecified
I120	40391	Hypertensive chronic kidney disease with stage 5 chronic kidney disease or end stage renal disease	Hypertensive chronic kidney disease, unspecified, with chronic kidney disease stage V or end stage renal disease
I1310	40400	Hypertensive heart and chronic kidney disease without heart failure, with stage 1 through stage 4 chronic kidney disease, or unspecified chronic kidney disease	Hypertensive heart and chronic kidney disease, malignant, without heart failure and with chronic kidney disease stage I through stage IV, or unspecified
I130	40401	Hypertensive heart and chronic kidney disease with heart failure and stage 1 through stage 4 chronic kidney disease, or unspecified chronic kidney disease	Hypertensive heart and chronic kidney disease, malignant, with heart failure and with chronic kidney disease stage I through stage IV, or unspecified

Appendix A
Dementia risk factors

I1311	40402	Hypertensive heart and chronic kidney disease without heart failure, with stage 5 chronic kidney disease, or end stage renal disease	Hypertensive heart and chronic kidney disease, malignant, without heart failure and with chronic kidney disease stage V or end stage renal disease
I132	40403	Hypertensive heart and chronic kidney disease with heart failure and with stage 5 chronic kidney disease, or end stage renal disease	Hypertensive heart and chronic kidney disease, malignant, with heart failure and with chronic kidney disease stage V or end stage renal disease
I1310	40410	Hypertensive heart and chronic kidney disease without heart failure, with stage 1 through stage 4 chronic kidney disease, or unspecified chronic kidney disease	Hypertensive heart and chronic kidney disease, benign, without heart failure and with chronic kidney disease stage I through stage IV, or unspecified
I130	40411	Hypertensive heart and chronic kidney disease with heart failure and stage 1 through stage 4 chronic kidney disease, or unspecified chronic kidney disease	Hypertensive heart and chronic kidney disease, benign, with heart failure and with chronic kidney disease stage I through stage IV, or unspecified
I1311	40412	Hypertensive heart and chronic kidney disease without heart failure, with stage 5 chronic kidney disease, or end stage renal disease	Hypertensive heart and chronic kidney disease, benign, without heart failure and with chronic kidney disease stage V or end stage renal disease
I132	40413	Hypertensive heart and chronic kidney disease with heart failure and with stage 5 chronic kidney disease, or end stage renal disease	Hypertensive heart and chronic kidney disease, benign, with heart failure and chronic kidney disease stage V or end stage renal disease
I1310	40490	Hypertensive heart and chronic kidney disease without heart failure, with stage 1 through stage 4 chronic kidney disease, or unspecified chronic kidney disease	Hypertensive heart and chronic kidney disease, unspecified, without heart failure and with chronic kidney disease stage I through stage IV, or unspecified
I130	40491	Hypertensive heart and chronic kidney disease with heart failure and stage 1 through stage 4 chronic kidney disease, or unspecified chronic kidney disease	Hypertensive heart and chronic kidney disease, unspecified, with heart failure and with chronic kidney disease stage I through stage IV, or unspecified
I1311	40492	Hypertensive heart and chronic kidney disease without heart failure, with stage 5 chronic kidney disease, or end stage renal disease	Hypertensive heart and chronic kidney disease, unspecified, without heart failure and with chronic kidney disease stage V or end stage renal disease
I132	40493	Hypertensive heart and chronic kidney disease with heart failure and with stage 5 chronic kidney disease, or end stage renal disease	Hypertensive heart and chronic kidney disease, unspecified, with heart failure and chronic kidney disease stage V or end stage renal disease
I150	40501	Renovascular hypertension	Malignant renovascular hypertension
I158	40509	Other secondary hypertension	Other malignant secondary hypertension
I150	40511	Renovascular hypertension	Benign renovascular hypertension
I158	40519	Other secondary hypertension	Other benign secondary hypertension
I150	40591	Renovascular hypertension	Unspecified renovascular hypertension
I151	40591	Hypertension secondary to other renal disorders	Unspecified renovascular hypertension
N262	40591	Page kidney	Unspecified renovascular hypertension
I152	40599	Hypertension secondary to endocrine disorders	Other unspecified secondary hypertension
I158	40599	Other secondary hypertension	Other unspecified secondary hypertension
I159	40599	Secondary hypertension, unspecified	Other unspecified secondary hypertension

Coronary artery disease

ICD10 Dx	ICD9 Dx	LongDeslCD10	LongDeslCD9
I2109	41000	ST elevation (STEMI) myocardial infarction involving other coronary artery of anterior wall	Acute myocardial infarction of anterolateral wall, episode of care unspecified
I2109	41001	ST elevation (STEMI) myocardial infarction involving other coronary artery of anterior wall	Acute myocardial infarction of anterolateral wall, initial episode of care
I220	41001	Subsequent ST elevation (STEMI) myocardial infarction of anterior wall	Acute myocardial infarction of anterolateral wall, initial episode of care
I2109	41002	ST elevation (STEMI) myocardial infarction involving other coronary artery of anterior wall	Acute myocardial infarction of anterolateral wall, subsequent episode of care
I2109	41010	ST elevation (STEMI) myocardial infarction involving other coronary artery of anterior wall	Acute myocardial infarction of other anterior wall, episode of care unspecified
I2101	41011	ST elevation (STEMI) myocardial infarction involving left main coronary artery	Acute myocardial infarction of other anterior wall, initial episode of care
I2102	41011	ST elevation (STEMI) myocardial infarction involving left anterior descending coronary artery	Acute myocardial infarction of other anterior wall, initial episode of care
I2109	41011	ST elevation (STEMI) myocardial infarction involving other coronary artery of anterior wall	Acute myocardial infarction of other anterior wall, initial episode of care
I220	41011	Subsequent ST elevation (STEMI) myocardial infarction of anterior wall	Acute myocardial infarction of other anterior wall, initial episode of care

Appendix A
Dementia risk factors

I2109	41012	ST elevation (STEMI) myocardial infarction involving other coronary artery of anterior wall	Acute myocardial infarction of other anterior wall, subsequent episode of care
I2119	41020	ST elevation (STEMI) myocardial infarction involving other coronary artery of inferior wall	Acute myocardial infarction of inferolateral wall, episode of care unspecified
I2119	41021	ST elevation (STEMI) myocardial infarction involving other coronary artery of inferior wall	Acute myocardial infarction of inferolateral wall, initial episode of care
I221	41021	Subsequent ST elevation (STEMI) myocardial infarction of inferior wall	Acute myocardial infarction of inferolateral wall, initial episode of care
I2119	41022	ST elevation (STEMI) myocardial infarction involving other coronary artery of inferior wall	Acute myocardial infarction of inferolateral wall, subsequent episode of care
I2111	41030	ST elevation (STEMI) myocardial infarction involving right coronary artery	Acute myocardial infarction of inferoposterior wall, episode of care unspecified
I2111	41031	ST elevation (STEMI) myocardial infarction involving right coronary artery	Acute myocardial infarction of inferoposterior wall, initial episode of care
I221	41031	Subsequent ST elevation (STEMI) myocardial infarction of inferior wall	Acute myocardial infarction of inferoposterior wall, initial episode of care
I2111	41032	ST elevation (STEMI) myocardial infarction involving right coronary artery	Acute myocardial infarction of inferoposterior wall, subsequent episode of care
I2119	41040	ST elevation (STEMI) myocardial infarction involving other coronary artery of inferior wall	Acute myocardial infarction of other inferior wall, episode of care unspecified
I2119	41041	ST elevation (STEMI) myocardial infarction involving other coronary artery of inferior wall	Acute myocardial infarction of other inferior wall, initial episode of care
I221	41041	Subsequent ST elevation (STEMI) myocardial infarction of inferior wall	Acute myocardial infarction of other inferior wall, initial episode of care
I2119	41042	ST elevation (STEMI) myocardial infarction involving other coronary artery of inferior wall	Acute myocardial infarction of other inferior wall, subsequent episode of care
I2129	41050	ST elevation (STEMI) myocardial infarction involving other sites	Acute myocardial infarction of other lateral wall, episode of care unspecified
I2129	41051	ST elevation (STEMI) myocardial infarction involving other sites	Acute myocardial infarction of other lateral wall, initial episode of care
I228	41051	Subsequent ST elevation (STEMI) myocardial infarction of other sites	Acute myocardial infarction of other lateral wall, initial episode of care
I2129	41052	ST elevation (STEMI) myocardial infarction involving other sites	Acute myocardial infarction of other lateral wall, subsequent episode of care
I2129	41060	ST elevation (STEMI) myocardial infarction involving other sites	True posterior wall infarction, episode of care unspecified
I2129	41061	ST elevation (STEMI) myocardial infarction involving other sites	True posterior wall infarction, initial episode of care
I228	41061	Subsequent ST elevation (STEMI) myocardial infarction of other sites	True posterior wall infarction, initial episode of care
I2129	41062	ST elevation (STEMI) myocardial infarction involving other sites	True posterior wall infarction, subsequent episode of care
I214	41070	Non-ST elevation (NSTEMI) myocardial infarction	Subendocardial infarction, episode of care unspecified
I214	41071	Non-ST elevation (NSTEMI) myocardial infarction	Subendocardial infarction, initial episode of care
I222	41071	Subsequent non-ST elevation (NSTEMI) myocardial infarction	Subendocardial infarction, initial episode of care
I214	41072	Non-ST elevation (NSTEMI) myocardial infarction	Subendocardial infarction, subsequent episode of care
I2129	41080	ST elevation (STEMI) myocardial infarction involving other sites	Acute myocardial infarction of other specified sites, episode of care unspecified
I2121	41081	ST elevation (STEMI) myocardial infarction involving left circumflex coronary artery	Acute myocardial infarction of other specified sites, initial episode of care
I2129	41081	ST elevation (STEMI) myocardial infarction involving other sites	Acute myocardial infarction of other specified sites, initial episode of care
I228	41081	Subsequent ST elevation (STEMI) myocardial infarction of other sites	Acute myocardial infarction of other specified sites, initial episode of care
I2129	41082	ST elevation (STEMI) myocardial infarction involving other sites	Acute myocardial infarction of other specified sites, subsequent episode of care
I213	41090	ST elevation (STEMI) myocardial infarction of unspecified site	Acute myocardial infarction of unspecified site, episode of care unspecified
I213	41091	ST elevation (STEMI) myocardial infarction of unspecified site	Acute myocardial infarction of unspecified site, initial episode of care

Appendix A
Dementia risk factors

I229	41091	Subsequent ST elevation (STEMI) myocardial infarction of unspecified site	Acute myocardial infarction of unspecified site, initial episode of care
I213	41092	ST elevation (STEMI) myocardial infarction of unspecified site	Acute myocardial infarction of unspecified site, subsequent episode of care
ICD10 Dx	ICD9 Dx	LongDesiCD10	LongDesiCD9
I2510	41400	Atherosclerotic heart disease of native coronary artery without angina pectoris	Coronary atherosclerosis of unspecified type of vessel, native or graft
I2510	41401	Atherosclerotic heart disease of native coronary artery without angina pectoris	Coronary atherosclerosis of native coronary artery
I25110	41401	Atherosclerotic heart disease of native coronary artery with unstable angina pectoris	Coronary atherosclerosis of native coronary artery
I25111	41401	Atherosclerotic heart disease of native coronary artery with angina pectoris with documented spasm	Coronary atherosclerosis of native coronary artery
I25118	41401	Atherosclerotic heart disease of native coronary artery with other forms of angina pectoris	Coronary atherosclerosis of native coronary artery
I25119	41401	Atherosclerotic heart disease of native coronary artery with unspecified angina pectoris	Coronary atherosclerosis of native coronary artery
I25710	41402	Atherosclerosis of autologous vein coronary artery bypass graft(s) with unstable angina pectoris	Coronary atherosclerosis of autologous vein bypass graft
I25711	41402	Atherosclerosis of autologous vein coronary artery bypass graft(s) with angina pectoris with documented spasm	Coronary atherosclerosis of autologous vein bypass graft
I25718	41402	Atherosclerosis of autologous vein coronary artery bypass graft(s) with other forms of angina pectoris	Coronary atherosclerosis of autologous vein bypass graft
I25719	41402	Atherosclerosis of autologous vein coronary artery bypass graft(s) with unspecified angina pectoris	Coronary atherosclerosis of autologous vein bypass graft
I25810	41402	Atherosclerosis of coronary artery bypass graft(s) without angina pectoris	Coronary atherosclerosis of autologous vein bypass graft
I25730	41403	Atherosclerosis of nonautologous biological coronary artery bypass graft(s) with unstable angina pectoris	Coronary atherosclerosis of nonautologous biological bypass graft
I25731	41403	Atherosclerosis of nonautologous biological coronary artery bypass graft(s) with angina pectoris with documented spasm	Coronary atherosclerosis of nonautologous biological bypass graft
I25738	41403	Atherosclerosis of nonautologous biological coronary artery bypass graft(s) with other forms of angina pectoris	Coronary atherosclerosis of nonautologous biological bypass graft
I25739	41403	Atherosclerosis of nonautologous biological coronary artery bypass graft(s) with unspecified angina pectoris	Coronary atherosclerosis of nonautologous biological bypass graft
I25810	41403	Atherosclerosis of coronary artery bypass graft(s) without angina pectoris	Coronary atherosclerosis of nonautologous biological bypass graft
I25720	41404	Atherosclerosis of autologous artery coronary artery bypass graft(s) with unstable angina pectoris	Coronary atherosclerosis of artery bypass graft
I25721	41404	Atherosclerosis of autologous artery coronary artery bypass graft(s) with angina pectoris with documented spasm	Coronary atherosclerosis of artery bypass graft
I25728	41404	Atherosclerosis of autologous artery coronary artery bypass graft(s) with other forms of angina pectoris	Coronary atherosclerosis of artery bypass graft
I25729	41404	Atherosclerosis of autologous artery coronary artery bypass graft(s) with unspecified angina pectoris	Coronary atherosclerosis of artery bypass graft
I25790	41404	Atherosclerosis of other coronary artery bypass graft(s) with unstable angina pectoris	Coronary atherosclerosis of artery bypass graft
I25791	41404	Atherosclerosis of other coronary artery bypass graft(s) with angina pectoris with documented spasm	Coronary atherosclerosis of artery bypass graft
I25798	41404	Atherosclerosis of other coronary artery bypass graft(s) with other forms of angina pectoris	Coronary atherosclerosis of artery bypass graft
I25799	41404	Atherosclerosis of other coronary artery bypass graft(s) with unspecified angina pectoris	Coronary atherosclerosis of artery bypass graft
I25810	41404	Atherosclerosis of coronary artery bypass graft(s) without angina pectoris	Coronary atherosclerosis of artery bypass graft
I25700	41405	Atherosclerosis of coronary artery bypass graft(s), unspecified, with unstable angina pectoris	Coronary atherosclerosis of unspecified bypass graft
I25701	41405	Atherosclerosis of coronary artery bypass graft(s), unspecified, with angina pectoris with documented spasm	Coronary atherosclerosis of unspecified bypass graft

Appendix A
Dementia risk factors

I25708	41405	Atherosclerosis of coronary artery bypass graft(s), unspecified, with other forms of angina pectoris	Coronary atherosclerosis of unspecified bypass graft
I25709	41405	Atherosclerosis of coronary artery bypass graft(s), unspecified, with unspecified angina pectoris	Coronary atherosclerosis of unspecified bypass graft
I25790	41405	Atherosclerosis of other coronary artery bypass graft(s) with unstable angina pectoris	Coronary atherosclerosis of unspecified bypass graft
I25791	41405	Atherosclerosis of other coronary artery bypass graft(s) with angina pectoris with documented spasm	Coronary atherosclerosis of unspecified bypass graft
I25798	41405	Atherosclerosis of other coronary artery bypass graft(s) with other forms of angina pectoris	Coronary atherosclerosis of unspecified bypass graft
I25799	41405	Atherosclerosis of other coronary artery bypass graft(s) with unspecified angina pectoris	Coronary atherosclerosis of unspecified bypass graft
I25810	41405	Atherosclerosis of coronary artery bypass graft(s) without angina pectoris	Coronary atherosclerosis of unspecified bypass graft
I25750	41406	Atherosclerosis of native coronary artery of transplanted heart with unstable angina	Coronary atherosclerosis of native coronary artery of transplanted heart
I25751	41406	Atherosclerosis of native coronary artery of transplanted heart with angina pectoris with documented spasm	Coronary atherosclerosis of native coronary artery of transplanted heart
I25758	41406	Atherosclerosis of native coronary artery of transplanted heart with other forms of angina pectoris	Coronary atherosclerosis of native coronary artery of transplanted heart
I25759	41406	Atherosclerosis of native coronary artery of transplanted heart with unspecified angina pectoris	Coronary atherosclerosis of native coronary artery of transplanted heart
I25811	41406	Atherosclerosis of native coronary artery of transplanted heart without angina pectoris	Coronary atherosclerosis of native coronary artery of transplanted heart
I25760	41407	Atherosclerosis of bypass graft of coronary artery of transplanted heart with unstable angina	Coronary atherosclerosis of bypass graft (artery) (vein) of transplanted heart
I25761	41407	Atherosclerosis of bypass graft of coronary artery of transplanted heart with angina pectoris with documented spasm	Coronary atherosclerosis of bypass graft (artery) (vein) of transplanted heart
I25768	41407	Atherosclerosis of bypass graft of coronary artery of transplanted heart with other forms of angina pectoris	Coronary atherosclerosis of bypass graft (artery) (vein) of transplanted heart
I25769	41407	Atherosclerosis of bypass graft of coronary artery of transplanted heart with unspecified angina pectoris	Coronary atherosclerosis of bypass graft (artery) (vein) of transplanted heart
I25812	41407	Atherosclerosis of bypass graft of coronary artery of transplanted heart without angina pectoris	Coronary atherosclerosis of bypass graft (artery) (vein) of transplanted heart
ICD10 Px	ICD9 Px	LongDeslCD10	LongDeslCD9
0210093	3610	Bypass Coronary Artery, One Artery from Coronary Artery with Autologous Venous Tissue, Open Approach	Aortocoronary bypass for heart revascularization, not otherwise specified
02100A3	3610	Bypass Coronary Artery, One Artery from Coronary Artery with Autologous Arterial Tissue, Open Approach	Aortocoronary bypass for heart revascularization, not otherwise specified
02100J3	3610	Bypass Coronary Artery, One Artery from Coronary Artery with Synthetic Substitute, Open Approach	Aortocoronary bypass for heart revascularization, not otherwise specified
02100K3	3610	Bypass Coronary Artery, One Artery from Coronary Artery with Nonautologous Tissue Substitute, Open Approach	Aortocoronary bypass for heart revascularization, not otherwise specified
02100Z3	3610	Bypass Coronary Artery, One Artery from Coronary Artery, Open Approach	Aortocoronary bypass for heart revascularization, not otherwise specified
0210493	3610	Bypass Coronary Artery, One Artery from Coronary Artery with Autologous Venous Tissue, Percutaneous Endoscopic Approach	Aortocoronary bypass for heart revascularization, not otherwise specified
02104A3	3610	Bypass Coronary Artery, One Artery from Coronary Artery with Autologous Arterial Tissue, Percutaneous Endoscopic Approach	Aortocoronary bypass for heart revascularization, not otherwise specified
02104J3	3610	Bypass Coronary Artery, One Artery from Coronary Artery with Synthetic Substitute, Percutaneous Endoscopic Approach	Aortocoronary bypass for heart revascularization, not otherwise specified
02104K3	3610	Bypass Coronary Artery, One Artery from Coronary Artery with Nonautologous Tissue Substitute, Percutaneous Endoscopic Approach	Aortocoronary bypass for heart revascularization, not otherwise specified

Appendix A
Dementia risk factors

02104Z3	3610	Bypass Coronary Artery, One Artery from Coronary Artery, Percutaneous Endoscopic Approach	Aortocoronary bypass for heart revascularization, not otherwise specified
021008W	3611	Bypass Coronary Artery, One Artery from Aorta with Zooplasic Tissue, Open Approach	(Aorto)coronary bypass of one coronary artery
021009W	3611	Bypass Coronary Artery, One Artery from Aorta with Autologous Venous Tissue, Open Approach	(Aorto)coronary bypass of one coronary artery
02100AW	3611	Bypass Coronary Artery, One Artery from Aorta with Autologous Arterial Tissue, Open Approach	(Aorto)coronary bypass of one coronary artery
02100JW	3611	Bypass Coronary Artery, One Artery from Aorta with Synthetic Substitute, Open Approach	(Aorto)coronary bypass of one coronary artery
02100KW	3611	Bypass Coronary Artery, One Artery from Aorta with Nonautologous Tissue Substitute, Open Approach	(Aorto)coronary bypass of one coronary artery
021048W	3611	Bypass Coronary Artery, One Artery from Aorta with Zooplasic Tissue, Percutaneous Endoscopic Approach	(Aorto)coronary bypass of one coronary artery
021049W	3611	Bypass Coronary Artery, One Artery from Aorta with Autologous Venous Tissue, Percutaneous Endoscopic Approach	(Aorto)coronary bypass of one coronary artery
02104AW	3611	Bypass Coronary Artery, One Artery from Aorta with Autologous Arterial Tissue, Percutaneous Endoscopic Approach	(Aorto)coronary bypass of one coronary artery
02104JW	3611	Bypass Coronary Artery, One Artery from Aorta with Synthetic Substitute, Percutaneous Endoscopic Approach	(Aorto)coronary bypass of one coronary artery
02104KW	3611	Bypass Coronary Artery, One Artery from Aorta with Nonautologous Tissue Substitute, Percutaneous Endoscopic Approach	(Aorto)coronary bypass of one coronary artery
021108W	3612	Bypass Coronary Artery, Two Arteries from Aorta with Zooplasic Tissue, Open Approach	(Aorto)coronary bypass of two coronary arteries
021109W	3612	Bypass Coronary Artery, Two Arteries from Aorta with Autologous Venous Tissue, Open Approach	(Aorto)coronary bypass of two coronary arteries
02110AW	3612	Bypass Coronary Artery, Two Arteries from Aorta with Autologous Arterial Tissue, Open Approach	(Aorto)coronary bypass of two coronary arteries
02110JW	3612	Bypass Coronary Artery, Two Arteries from Aorta with Synthetic Substitute, Open Approach	(Aorto)coronary bypass of two coronary arteries
02110KW	3612	Bypass Coronary Artery, Two Arteries from Aorta with Nonautologous Tissue Substitute, Open Approach	(Aorto)coronary bypass of two coronary arteries
021148W	3612	Bypass Coronary Artery, Two Arteries from Aorta with Zooplasic Tissue, Percutaneous Endoscopic Approach	(Aorto)coronary bypass of two coronary arteries
021149W	3612	Bypass Coronary Artery, Two Arteries from Aorta with Autologous Venous Tissue, Percutaneous Endoscopic Approach	(Aorto)coronary bypass of two coronary arteries
02114AW	3612	Bypass Coronary Artery, Two Arteries from Aorta with Autologous Arterial Tissue, Percutaneous Endoscopic Approach	(Aorto)coronary bypass of two coronary arteries
02114JW	3612	Bypass Coronary Artery, Two Arteries from Aorta with Synthetic Substitute, Percutaneous Endoscopic Approach	(Aorto)coronary bypass of two coronary arteries
02114KW	3612	Bypass Coronary Artery, Two Arteries from Aorta with Nonautologous Tissue Substitute, Percutaneous Endoscopic Approach	(Aorto)coronary bypass of two coronary arteries

Appendix A
Dementia risk factors

021208W	3613	Bypass Coronary Artery, Three Arteries from Aorta with Zooplasic Tissue, Open Approach	(Aorto)coronary bypass of three coronary arteries
021209W	3613	Bypass Coronary Artery, Three Arteries from Aorta with Autologous Venous Tissue, Open Approach	(Aorto)coronary bypass of three coronary arteries
02120AW	3613	Bypass Coronary Artery, Three Arteries from Aorta with Autologous Arterial Tissue, Open Approach	(Aorto)coronary bypass of three coronary arteries
02120JW	3613	Bypass Coronary Artery, Three Arteries from Aorta with Synthetic Substitute, Open Approach	(Aorto)coronary bypass of three coronary arteries
02120KW	3613	Bypass Coronary Artery, Three Arteries from Aorta with Nonautologous Tissue Substitute, Open Approach	(Aorto)coronary bypass of three coronary arteries
021248W	3613	Bypass Coronary Artery, Three Arteries from Aorta with Zooplasic Tissue, Percutaneous Endoscopic Approach	(Aorto)coronary bypass of three coronary arteries
021249W	3613	Bypass Coronary Artery, Three Arteries from Aorta with Autologous Venous Tissue, Percutaneous Endoscopic Approach	(Aorto)coronary bypass of three coronary arteries
02124AW	3613	Bypass Coronary Artery, Three Arteries from Aorta with Autologous Arterial Tissue, Percutaneous Endoscopic Approach	(Aorto)coronary bypass of three coronary arteries
02124JW	3613	Bypass Coronary Artery, Three Arteries from Aorta with Synthetic Substitute, Percutaneous Endoscopic Approach	(Aorto)coronary bypass of three coronary arteries
02124KW	3613	Bypass Coronary Artery, Three Arteries from Aorta with Nonautologous Tissue Substitute, Percutaneous Endoscopic Approach	(Aorto)coronary bypass of three coronary arteries
021308W	3614	Bypass Coronary Artery, Four or More Arteries from Aorta with Zooplasic Tissue, Open Approach	(Aorto)coronary bypass of four or more coronary arteries
021309W	3614	Bypass Coronary Artery, Four or More Arteries from Aorta with Autologous Venous Tissue, Open Approach	(Aorto)coronary bypass of four or more coronary arteries
02130AW	3614	Bypass Coronary Artery, Four or More Arteries from Aorta with Autologous Arterial Tissue, Open Approach	(Aorto)coronary bypass of four or more coronary arteries
02130JW	3614	Bypass Coronary Artery, Four or More Arteries from Aorta with Synthetic Substitute, Open Approach	(Aorto)coronary bypass of four or more coronary arteries
02130KW	3614	Bypass Coronary Artery, Four or More Arteries from Aorta with Nonautologous Tissue Substitute, Open Approach	(Aorto)coronary bypass of four or more coronary arteries
021348W	3614	Bypass Coronary Artery, Four or More Arteries from Aorta with Zooplasic Tissue, Percutaneous Endoscopic Approach	(Aorto)coronary bypass of four or more coronary arteries
021349W	3614	Bypass Coronary Artery, Four or More Arteries from Aorta with Autologous Venous Tissue, Percutaneous Endoscopic Approach	(Aorto)coronary bypass of four or more coronary arteries
02134AW	3614	Bypass Coronary Artery, Four or More Arteries from Aorta with Autologous Arterial Tissue, Percutaneous Endoscopic Approach	(Aorto)coronary bypass of four or more coronary arteries
02134JW	3614	Bypass Coronary Artery, Four or More Arteries from Aorta with Synthetic Substitute, Percutaneous Endoscopic Approach	(Aorto)coronary bypass of four or more coronary arteries
02134KW	3614	Bypass Coronary Artery, Four or More Arteries from Aorta with Nonautologous Tissue Substitute, Percutaneous Endoscopic Approach	(Aorto)coronary bypass of four or more coronary arteries

Appendix A
Dementia risk factors

0210088	3615	Bypass Coronary Artery, One Artery from Right Internal Mammary with Zooplastic Tissue, Open Approach	Single internal mammary-coronary artery bypass
0210089	3615	Bypass Coronary Artery, One Artery from Left Internal Mammary with Zooplastic Tissue, Open Approach	Single internal mammary-coronary artery bypass
021008C	3615	Bypass Coronary Artery, One Artery from Thoracic Artery with Zooplastic Tissue, Open Approach	Single internal mammary-coronary artery bypass
0210098	3615	Bypass Coronary Artery, One Artery from Right Internal Mammary with Autologous Venous Tissue, Open Approach	Single internal mammary-coronary artery bypass
0210099	3615	Bypass Coronary Artery, One Artery from Left Internal Mammary with Autologous Venous Tissue, Open Approach	Single internal mammary-coronary artery bypass
021009C	3615	Bypass Coronary Artery, One Artery from Thoracic Artery with Autologous Venous Tissue, Open Approach	Single internal mammary-coronary artery bypass
02100A8	3615	Bypass Coronary Artery, One Artery from Right Internal Mammary with Autologous Arterial Tissue, Open Approach	Single internal mammary-coronary artery bypass
02100A9	3615	Bypass Coronary Artery, One Artery from Left Internal Mammary with Autologous Arterial Tissue, Open Approach	Single internal mammary-coronary artery bypass
02100AC	3615	Bypass Coronary Artery, One Artery from Thoracic Artery with Autologous Arterial Tissue, Open Approach	Single internal mammary-coronary artery bypass
02100J8	3615	Bypass Coronary Artery, One Artery from Right Internal Mammary with Synthetic Substitute, Open Approach	Single internal mammary-coronary artery bypass
02100J9	3615	Bypass Coronary Artery, One Artery from Left Internal Mammary with Synthetic Substitute, Open Approach	Single internal mammary-coronary artery bypass
02100JC	3615	Bypass Coronary Artery, One Artery from Thoracic Artery with Synthetic Substitute, Open Approach	Single internal mammary-coronary artery bypass
02100K8	3615	Bypass Coronary Artery, One Artery from Right Internal Mammary with Nonautologous Tissue Substitute, Open Approach	Single internal mammary-coronary artery bypass
02100K9	3615	Bypass Coronary Artery, One Artery from Left Internal Mammary with Nonautologous Tissue Substitute, Open Approach	Single internal mammary-coronary artery bypass
02100KC	3615	Bypass Coronary Artery, One Artery from Thoracic Artery with Nonautologous Tissue Substitute, Open Approach	Single internal mammary-coronary artery bypass
02100Z8	3615	Bypass Coronary Artery, One Artery from Right Internal Mammary, Open Approach	Single internal mammary-coronary artery bypass
02100Z9	3615	Bypass Coronary Artery, One Artery from Left Internal Mammary, Open Approach	Single internal mammary-coronary artery bypass
02100ZC	3615	Bypass Coronary Artery, One Artery from Thoracic Artery, Open Approach	Single internal mammary-coronary artery bypass
0210488	3615	Bypass Coronary Artery, One Artery from Right Internal Mammary with Zooplastic Tissue, Percutaneous Endoscopic Approach	Single internal mammary-coronary artery bypass
0210489	3615	Bypass Coronary Artery, One Artery from Left Internal Mammary with Zooplastic Tissue, Percutaneous Endoscopic Approach	Single internal mammary-coronary artery bypass

Appendix A
Dementia risk factors

021048C	3615	Bypass Coronary Artery, One Artery from Thoracic Artery with Zooplastic Tissue, Percutaneous Endoscopic Approach	Single internal mammary-coronary artery bypass
0210498	3615	Bypass Coronary Artery, One Artery from Right Internal Mammary with Autologous Venous Tissue, Percutaneous Endoscopic Approach	Single internal mammary-coronary artery bypass
0210499	3615	Bypass Coronary Artery, One Artery from Left Internal Mammary with Autologous Venous Tissue, Percutaneous Endoscopic Approach	Single internal mammary-coronary artery bypass
021049C	3615	Bypass Coronary Artery, One Artery from Thoracic Artery with Autologous Venous Tissue, Percutaneous Endoscopic Approach	Single internal mammary-coronary artery bypass
02104A8	3615	Bypass Coronary Artery, One Artery from Right Internal Mammary with Autologous Arterial Tissue, Percutaneous Endoscopic Approach	Single internal mammary-coronary artery bypass
02104A9	3615	Bypass Coronary Artery, One Artery from Left Internal Mammary with Autologous Arterial Tissue, Percutaneous Endoscopic Approach	Single internal mammary-coronary artery bypass
02104AC	3615	Bypass Coronary Artery, One Artery from Thoracic Artery with Autologous Arterial Tissue, Percutaneous Endoscopic Approach	Single internal mammary-coronary artery bypass
02104J8	3615	Bypass Coronary Artery, One Artery from Right Internal Mammary with Synthetic Substitute, Percutaneous Endoscopic Approach	Single internal mammary-coronary artery bypass
02104J9	3615	Bypass Coronary Artery, One Artery from Left Internal Mammary with Synthetic Substitute, Percutaneous Endoscopic Approach	Single internal mammary-coronary artery bypass
02104JC	3615	Bypass Coronary Artery, One Artery from Thoracic Artery with Synthetic Substitute, Percutaneous Endoscopic Approach	Single internal mammary-coronary artery bypass
02104K8	3615	Bypass Coronary Artery, One Artery from Right Internal Mammary with Nonautologous Tissue Substitute, Percutaneous Endoscopic Approach	Single internal mammary-coronary artery bypass
02104K9	3615	Bypass Coronary Artery, One Artery from Left Internal Mammary with Nonautologous Tissue Substitute, Percutaneous Endoscopic Approach	Single internal mammary-coronary artery bypass
02104KC	3615	Bypass Coronary Artery, One Artery from Thoracic Artery with Nonautologous Tissue Substitute, Percutaneous Endoscopic Approach	Single internal mammary-coronary artery bypass
02104Z8	3615	Bypass Coronary Artery, One Artery from Right Internal Mammary, Percutaneous Endoscopic Approach	Single internal mammary-coronary artery bypass
02104Z9	3615	Bypass Coronary Artery, One Artery from Left Internal Mammary, Percutaneous Endoscopic Approach	Single internal mammary-coronary artery bypass
02104ZC	3615	Bypass Coronary Artery, One Artery from Thoracic Artery, Percutaneous Endoscopic Approach	Single internal mammary-coronary artery bypass
0211088	3616	Bypass Coronary Artery, Two Arteries from Right Internal Mammary with Zooplastic Tissue, Open Approach	Double internal mammary-coronary artery bypass
0211089	3616	Bypass Coronary Artery, Two Arteries from Left Internal Mammary with Zooplastic Tissue, Open Approach	Double internal mammary-coronary artery bypass
021108C	3616	Bypass Coronary Artery, Two Arteries from Thoracic Artery with Zooplastic Tissue, Open Approach	Double internal mammary-coronary artery bypass
0211098	3616	Bypass Coronary Artery, Two Arteries from Right Internal Mammary with Autologous Venous Tissue, Open Approach	Double internal mammary-coronary artery bypass

Appendix A
Dementia risk factors

0211099	3616	Bypass Coronary Artery, Two Arteries from Left Internal Mammary with Autologous Venous Tissue, Open Approach	Double internal mammary-coronary artery bypass
021109C	3616	Bypass Coronary Artery, Two Arteries from Thoracic Artery with Autologous Venous Tissue, Open Approach	Double internal mammary-coronary artery bypass
02110A8	3616	Bypass Coronary Artery, Two Arteries from Right Internal Mammary with Autologous Arterial Tissue, Open Approach	Double internal mammary-coronary artery bypass
02110A9	3616	Bypass Coronary Artery, Two Arteries from Left Internal Mammary with Autologous Arterial Tissue, Open Approach	Double internal mammary-coronary artery bypass
02110AC	3616	Bypass Coronary Artery, Two Arteries from Thoracic Artery with Autologous Arterial Tissue, Open Approach	Double internal mammary-coronary artery bypass
02110J8	3616	Bypass Coronary Artery, Two Arteries from Right Internal Mammary with Synthetic Substitute, Open Approach	Double internal mammary-coronary artery bypass
02110J9	3616	Bypass Coronary Artery, Two Arteries from Left Internal Mammary with Synthetic Substitute, Open Approach	Double internal mammary-coronary artery bypass
02110JC	3616	Bypass Coronary Artery, Two Arteries from Thoracic Artery with Synthetic Substitute, Open Approach	Double internal mammary-coronary artery bypass
02110K8	3616	Bypass Coronary Artery, Two Arteries from Right Internal Mammary with Nonautologous Tissue Substitute, Open Approach	Double internal mammary-coronary artery bypass
02110K9	3616	Bypass Coronary Artery, Two Arteries from Left Internal Mammary with Nonautologous Tissue Substitute, Open Approach	Double internal mammary-coronary artery bypass
02110KC	3616	Bypass Coronary Artery, Two Arteries from Thoracic Artery with Nonautologous Tissue Substitute, Open Approach	Double internal mammary-coronary artery bypass
02110Z8	3616	Bypass Coronary Artery, Two Arteries from Right Internal Mammary, Open Approach	Double internal mammary-coronary artery bypass
02110Z9	3616	Bypass Coronary Artery, Two Arteries from Left Internal Mammary, Open Approach	Double internal mammary-coronary artery bypass
02110ZC	3616	Bypass Coronary Artery, Two Arteries from Thoracic Artery, Open Approach	Double internal mammary-coronary artery bypass
0211488	3616	Bypass Coronary Artery, Two Arteries from Right Internal Mammary with Zooplastic Tissue, Percutaneous Endoscopic Approach	Double internal mammary-coronary artery bypass
0211489	3616	Bypass Coronary Artery, Two Arteries from Left Internal Mammary with Zooplastic Tissue, Percutaneous Endoscopic Approach	Double internal mammary-coronary artery bypass
021148C	3616	Bypass Coronary Artery, Two Arteries from Thoracic Artery with Zooplastic Tissue, Percutaneous Endoscopic Approach	Double internal mammary-coronary artery bypass
0211498	3616	Bypass Coronary Artery, Two Arteries from Right Internal Mammary with Autologous Venous Tissue, Percutaneous Endoscopic Approach	Double internal mammary-coronary artery bypass
0211499	3616	Bypass Coronary Artery, Two Arteries from Left Internal Mammary with Autologous Venous Tissue, Percutaneous Endoscopic Approach	Double internal mammary-coronary artery bypass
021149C	3616	Bypass Coronary Artery, Two Arteries from Thoracic Artery with Autologous Venous Tissue, Percutaneous Endoscopic Approach	Double internal mammary-coronary artery bypass

Appendix A
Dementia risk factors

02114A8	3616	Bypass Coronary Artery, Two Arteries from Right Internal Mammary with Autologous Arterial Tissue, Percutaneous Endoscopic Approach	Double internal mammary-coronary artery bypass
02114A9	3616	Bypass Coronary Artery, Two Arteries from Left Internal Mammary with Autologous Arterial Tissue, Percutaneous Endoscopic Approach	Double internal mammary-coronary artery bypass
02114AC	3616	Bypass Coronary Artery, Two Arteries from Thoracic Artery with Autologous Arterial Tissue, Percutaneous Endoscopic Approach	Double internal mammary-coronary artery bypass
02114J8	3616	Bypass Coronary Artery, Two Arteries from Right Internal Mammary with Synthetic Substitute, Percutaneous Endoscopic Approach	Double internal mammary-coronary artery bypass
02114J9	3616	Bypass Coronary Artery, Two Arteries from Left Internal Mammary with Synthetic Substitute, Percutaneous Endoscopic Approach	Double internal mammary-coronary artery bypass
02114JC	3616	Bypass Coronary Artery, Two Arteries from Thoracic Artery with Synthetic Substitute, Percutaneous Endoscopic Approach	Double internal mammary-coronary artery bypass
02114K8	3616	Bypass Coronary Artery, Two Arteries from Right Internal Mammary with Nonautologous Tissue Substitute, Percutaneous Endoscopic Approach	Double internal mammary-coronary artery bypass
02114K9	3616	Bypass Coronary Artery, Two Arteries from Left Internal Mammary with Nonautologous Tissue Substitute, Percutaneous Endoscopic Approach	Double internal mammary-coronary artery bypass
02114KC	3616	Bypass Coronary Artery, Two Arteries from Thoracic Artery with Nonautologous Tissue Substitute, Percutaneous Endoscopic Approach	Double internal mammary-coronary artery bypass
02114Z8	3616	Bypass Coronary Artery, Two Arteries from Right Internal Mammary, Percutaneous Endoscopic Approach	Double internal mammary-coronary artery bypass
02114Z9	3616	Bypass Coronary Artery, Two Arteries from Left Internal Mammary, Percutaneous Endoscopic Approach	Double internal mammary-coronary artery bypass
02114ZC	3616	Bypass Coronary Artery, Two Arteries from Thoracic Artery, Percutaneous Endoscopic Approach	Double internal mammary-coronary artery bypass
0212088	3616	Bypass Coronary Artery, Three Arteries from Right Internal Mammary with Zooplastic Tissue, Open Approach	Double internal mammary-coronary artery bypass
0212089	3616	Bypass Coronary Artery, Three Arteries from Left Internal Mammary with Zooplastic Tissue, Open Approach	Double internal mammary-coronary artery bypass
021208C	3616	Bypass Coronary Artery, Three Arteries from Thoracic Artery with Zooplastic Tissue, Open Approach	Double internal mammary-coronary artery bypass
0212098	3616	Bypass Coronary Artery, Three Arteries from Right Internal Mammary with Autologous Venous Tissue, Open Approach	Double internal mammary-coronary artery bypass
0212099	3616	Bypass Coronary Artery, Three Arteries from Left Internal Mammary with Autologous Venous Tissue, Open Approach	Double internal mammary-coronary artery bypass
021209C	3616	Bypass Coronary Artery, Three Arteries from Thoracic Artery with Autologous Venous Tissue, Open Approach	Double internal mammary-coronary artery bypass
02120A8	3616	Bypass Coronary Artery, Three Arteries from Right Internal Mammary with Autologous Arterial Tissue, Open Approach	Double internal mammary-coronary artery bypass
02120A9	3616	Bypass Coronary Artery, Three Arteries from Left Internal Mammary with Autologous Arterial Tissue, Open Approach	Double internal mammary-coronary artery bypass

Appendix A
Dementia risk factors

02120AC	3616	Bypass Coronary Artery, Three Arteries from Thoracic Artery with Autologous Arterial Tissue, Open Approach	Double internal mammary-coronary artery bypass
02120J8	3616	Bypass Coronary Artery, Three Arteries from Right Internal Mammary with Synthetic Substitute, Open Approach	Double internal mammary-coronary artery bypass
02120J9	3616	Bypass Coronary Artery, Three Arteries from Left Internal Mammary with Synthetic Substitute, Open Approach	Double internal mammary-coronary artery bypass
02120JC	3616	Bypass Coronary Artery, Three Arteries from Thoracic Artery with Synthetic Substitute, Open Approach	Double internal mammary-coronary artery bypass
02120K8	3616	Bypass Coronary Artery, Three Arteries from Right Internal Mammary with Nonautologous Tissue Substitute, Open Approach	Double internal mammary-coronary artery bypass
02120K9	3616	Bypass Coronary Artery, Three Arteries from Left Internal Mammary with Nonautologous Tissue Substitute, Open Approach	Double internal mammary-coronary artery bypass
02120KC	3616	Bypass Coronary Artery, Three Arteries from Thoracic Artery with Nonautologous Tissue Substitute, Open Approach	Double internal mammary-coronary artery bypass
02120Z8	3616	Bypass Coronary Artery, Three Arteries from Right Internal Mammary, Open Approach	Double internal mammary-coronary artery bypass
02120Z9	3616	Bypass Coronary Artery, Three Arteries from Left Internal Mammary, Open Approach	Double internal mammary-coronary artery bypass
02120ZC	3616	Bypass Coronary Artery, Three Arteries from Thoracic Artery, Open Approach	Double internal mammary-coronary artery bypass
0212488	3616	Bypass Coronary Artery, Three Arteries from Right Internal Mammary with Zooplastic Tissue, Percutaneous Endoscopic Approach	Double internal mammary-coronary artery bypass
0212489	3616	Bypass Coronary Artery, Three Arteries from Left Internal Mammary with Zooplastic Tissue, Percutaneous Endoscopic Approach	Double internal mammary-coronary artery bypass
021248C	3616	Bypass Coronary Artery, Three Arteries from Thoracic Artery with Zooplastic Tissue, Percutaneous Endoscopic Approach	Double internal mammary-coronary artery bypass
0212498	3616	Bypass Coronary Artery, Three Arteries from Right Internal Mammary with Autologous Venous Tissue, Percutaneous Endoscopic Approach	Double internal mammary-coronary artery bypass
0212499	3616	Bypass Coronary Artery, Three Arteries from Left Internal Mammary with Autologous Venous Tissue, Percutaneous Endoscopic Approach	Double internal mammary-coronary artery bypass
021249C	3616	Bypass Coronary Artery, Three Arteries from Thoracic Artery with Autologous Venous Tissue, Percutaneous Endoscopic Approach	Double internal mammary-coronary artery bypass
02124A8	3616	Bypass Coronary Artery, Three Arteries from Right Internal Mammary with Autologous Arterial Tissue, Percutaneous Endoscopic Approach	Double internal mammary-coronary artery bypass
02124A9	3616	Bypass Coronary Artery, Three Arteries from Left Internal Mammary with Autologous Arterial Tissue, Percutaneous Endoscopic Approach	Double internal mammary-coronary artery bypass
02124AC	3616	Bypass Coronary Artery, Three Arteries from Thoracic Artery with Autologous Arterial Tissue, Percutaneous Endoscopic Approach	Double internal mammary-coronary artery bypass
02124J8	3616	Bypass Coronary Artery, Three Arteries from Right Internal Mammary with Synthetic Substitute, Percutaneous Endoscopic Approach	Double internal mammary-coronary artery bypass

Appendix A
Dementia risk factors

02124J9	3616	Bypass Coronary Artery, Three Arteries from Left Internal Mammary with Synthetic Substitute, Percutaneous Endoscopic Approach	Double internal mammary-coronary artery bypass
02124JC	3616	Bypass Coronary Artery, Three Arteries from Thoracic Artery with Synthetic Substitute, Percutaneous Endoscopic Approach	Double internal mammary-coronary artery bypass
02124K8	3616	Bypass Coronary Artery, Three Arteries from Right Internal Mammary with Nonautologous Tissue Substitute, Percutaneous Endoscopic Approach	Double internal mammary-coronary artery bypass
02124K9	3616	Bypass Coronary Artery, Three Arteries from Left Internal Mammary with Nonautologous Tissue Substitute, Percutaneous Endoscopic Approach	Double internal mammary-coronary artery bypass
02124KC	3616	Bypass Coronary Artery, Three Arteries from Thoracic Artery with Nonautologous Tissue Substitute, Percutaneous Endoscopic Approach	Double internal mammary-coronary artery bypass
02124Z8	3616	Bypass Coronary Artery, Three Arteries from Right Internal Mammary, Percutaneous Endoscopic Approach	Double internal mammary-coronary artery bypass
02124Z9	3616	Bypass Coronary Artery, Three Arteries from Left Internal Mammary, Percutaneous Endoscopic Approach	Double internal mammary-coronary artery bypass
02124ZC	3616	Bypass Coronary Artery, Three Arteries from Thoracic Artery, Percutaneous Endoscopic Approach	Double internal mammary-coronary artery bypass
0213088	3616	Bypass Coronary Artery, Four or More Arteries from Right Internal Mammary with Zooplastic Tissue, Open Approach	Double internal mammary-coronary artery bypass
0213089	3616	Bypass Coronary Artery, Four or More Arteries from Left Internal Mammary with Zooplastic Tissue, Open Approach	Double internal mammary-coronary artery bypass
021308C	3616	Bypass Coronary Artery, Four or More Arteries from Thoracic Artery with Zooplastic Tissue, Open Approach	Double internal mammary-coronary artery bypass
0213098	3616	Bypass Coronary Artery, Four or More Arteries from Right Internal Mammary with Autologous Venous Tissue, Open Approach	Double internal mammary-coronary artery bypass
0213099	3616	Bypass Coronary Artery, Four or More Arteries from Left Internal Mammary with Autologous Venous Tissue, Open Approach	Double internal mammary-coronary artery bypass
021309C	3616	Bypass Coronary Artery, Four or More Arteries from Thoracic Artery with Autologous Venous Tissue, Open Approach	Double internal mammary-coronary artery bypass
02130A8	3616	Bypass Coronary Artery, Four or More Arteries from Right Internal Mammary with Autologous Arterial Tissue, Open Approach	Double internal mammary-coronary artery bypass
02130A9	3616	Bypass Coronary Artery, Four or More Arteries from Left Internal Mammary with Autologous Arterial Tissue, Open Approach	Double internal mammary-coronary artery bypass
02130AC	3616	Bypass Coronary Artery, Four or More Arteries from Thoracic Artery with Autologous Arterial Tissue, Open Approach	Double internal mammary-coronary artery bypass
02130J8	3616	Bypass Coronary Artery, Four or More Arteries from Right Internal Mammary with Synthetic Substitute, Open Approach	Double internal mammary-coronary artery bypass
02130J9	3616	Bypass Coronary Artery, Four or More Arteries from Left Internal Mammary with Synthetic Substitute, Open Approach	Double internal mammary-coronary artery bypass
02130JC	3616	Bypass Coronary Artery, Four or More Arteries from Thoracic Artery with Synthetic Substitute, Open Approach	Double internal mammary-coronary artery bypass

Appendix A
Dementia risk factors

02130K8	3616	Bypass Coronary Artery, Four or More Arteries from Right Internal Mammary with Nonautologous Tissue Substitute, Open Approach	Double internal mammary-coronary artery bypass
02130K9	3616	Bypass Coronary Artery, Four or More Arteries from Left Internal Mammary with Nonautologous Tissue Substitute, Open Approach	Double internal mammary-coronary artery bypass
02130KC	3616	Bypass Coronary Artery, Four or More Arteries from Thoracic Artery with Nonautologous Tissue Substitute, Open Approach	Double internal mammary-coronary artery bypass
02130Z8	3616	Bypass Coronary Artery, Four or More Arteries from Right Internal Mammary, Open Approach	Double internal mammary-coronary artery bypass
02130Z9	3616	Bypass Coronary Artery, Four or More Arteries from Left Internal Mammary, Open Approach	Double internal mammary-coronary artery bypass
02130ZC	3616	Bypass Coronary Artery, Four or More Arteries from Thoracic Artery, Open Approach	Double internal mammary-coronary artery bypass
0213488	3616	Bypass Coronary Artery, Four or More Arteries from Right Internal Mammary with Zooplastic Tissue, Percutaneous Endoscopic Approach	Double internal mammary-coronary artery bypass
0213489	3616	Bypass Coronary Artery, Four or More Arteries from Left Internal Mammary with Zooplastic Tissue, Percutaneous Endoscopic Approach	Double internal mammary-coronary artery bypass
021348C	3616	Bypass Coronary Artery, Four or More Arteries from Thoracic Artery with Zooplastic Tissue, Percutaneous Endoscopic Approach	Double internal mammary-coronary artery bypass
0213498	3616	Bypass Coronary Artery, Four or More Arteries from Right Internal Mammary with Autologous Venous Tissue, Percutaneous Endoscopic Approach	Double internal mammary-coronary artery bypass
0213499	3616	Bypass Coronary Artery, Four or More Arteries from Left Internal Mammary with Autologous Venous Tissue, Percutaneous Endoscopic Approach	Double internal mammary-coronary artery bypass
021349C	3616	Bypass Coronary Artery, Four or More Arteries from Thoracic Artery with Autologous Venous Tissue, Percutaneous Endoscopic Approach	Double internal mammary-coronary artery bypass
02134A8	3616	Bypass Coronary Artery, Four or More Arteries from Right Internal Mammary with Autologous Arterial Tissue, Percutaneous Endoscopic Approach	Double internal mammary-coronary artery bypass
02134A9	3616	Bypass Coronary Artery, Four or More Arteries from Left Internal Mammary with Autologous Arterial Tissue, Percutaneous Endoscopic Approach	Double internal mammary-coronary artery bypass
02134AC	3616	Bypass Coronary Artery, Four or More Arteries from Thoracic Artery with Autologous Arterial Tissue, Percutaneous Endoscopic Approach	Double internal mammary-coronary artery bypass
02134J8	3616	Bypass Coronary Artery, Four or More Arteries from Right Internal Mammary with Synthetic Substitute, Percutaneous Endoscopic Approach	Double internal mammary-coronary artery bypass
02134J9	3616	Bypass Coronary Artery, Four or More Arteries from Left Internal Mammary with Synthetic Substitute, Percutaneous Endoscopic Approach	Double internal mammary-coronary artery bypass
02134JC	3616	Bypass Coronary Artery, Four or More Arteries from Thoracic Artery with Synthetic Substitute, Percutaneous Endoscopic Approach	Double internal mammary-coronary artery bypass

Appendix A
Dementia risk factors

02134K8	3616	Bypass Coronary Artery, Four or More Arteries from Right Internal Mammary with Nonautologous Tissue Substitute, Percutaneous Endoscopic Approach	Double internal mammary-coronary artery bypass
02134K9	3616	Bypass Coronary Artery, Four or More Arteries from Left Internal Mammary with Nonautologous Tissue Substitute, Percutaneous Endoscopic Approach	Double internal mammary-coronary artery bypass
02134KC	3616	Bypass Coronary Artery, Four or More Arteries from Thoracic Artery with Nonautologous Tissue Substitute, Percutaneous Endoscopic Approach	Double internal mammary-coronary artery bypass
02134Z8	3616	Bypass Coronary Artery, Four or More Arteries from Right Internal Mammary, Percutaneous Endoscopic Approach	Double internal mammary-coronary artery bypass
02134Z9	3616	Bypass Coronary Artery, Four or More Arteries from Left Internal Mammary, Percutaneous Endoscopic Approach	Double internal mammary-coronary artery bypass
02134ZC	3616	Bypass Coronary Artery, Four or More Arteries from Thoracic Artery, Percutaneous Endoscopic Approach	Double internal mammary-coronary artery bypass
021008F	3617	Bypass Coronary Artery, One Artery from Abdominal Artery with Zooplastic Tissue, Open Approach	Abdominal-coronary artery bypass
021009F	3617	Bypass Coronary Artery, One Artery from Abdominal Artery with Autologous Venous Tissue, Open Approach	Abdominal-coronary artery bypass
02100AF	3617	Bypass Coronary Artery, One Artery from Abdominal Artery with Autologous Arterial Tissue, Open Approach	Abdominal-coronary artery bypass
02100JF	3617	Bypass Coronary Artery, One Artery from Abdominal Artery with Synthetic Substitute, Open Approach	Abdominal-coronary artery bypass
02100KF	3617	Bypass Coronary Artery, One Artery from Abdominal Artery with Nonautologous Tissue Substitute, Open Approach	Abdominal-coronary artery bypass
02100ZF	3617	Bypass Coronary Artery, One Artery from Abdominal Artery, Open Approach	Abdominal-coronary artery bypass
021048F	3617	Bypass Coronary Artery, One Artery from Abdominal Artery with Zooplastic Tissue, Percutaneous Endoscopic Approach	Abdominal-coronary artery bypass
021049F	3617	Bypass Coronary Artery, One Artery from Abdominal Artery with Autologous Venous Tissue, Percutaneous Endoscopic Approach	Abdominal-coronary artery bypass
02104AF	3617	Bypass Coronary Artery, One Artery from Abdominal Artery with Autologous Arterial Tissue, Percutaneous Endoscopic Approach	Abdominal-coronary artery bypass
02104JF	3617	Bypass Coronary Artery, One Artery from Abdominal Artery with Synthetic Substitute, Percutaneous Endoscopic Approach	Abdominal-coronary artery bypass
02104KF	3617	Bypass Coronary Artery, One Artery from Abdominal Artery with Nonautologous Tissue Substitute, Percutaneous Endoscopic Approach	Abdominal-coronary artery bypass
02104ZF	3617	Bypass Coronary Artery, One Artery from Abdominal Artery, Percutaneous Endoscopic Approach	Abdominal-coronary artery bypass
021108F	3617	Bypass Coronary Artery, Two Arteries from Abdominal Artery with Zooplastic Tissue, Open Approach	Abdominal-coronary artery bypass
021109F	3617	Bypass Coronary Artery, Two Arteries from Abdominal Artery with Autologous Venous Tissue, Open Approach	Abdominal-coronary artery bypass

Appendix A
Dementia risk factors

02110AF	3617	Bypass Coronary Artery, Two Arteries from Abdominal Artery with Autologous Arterial Tissue, Open Approach	Abdominal-coronary artery bypass
02110JF	3617	Bypass Coronary Artery, Two Arteries from Abdominal Artery with Synthetic Substitute, Open Approach	Abdominal-coronary artery bypass
02110KF	3617	Bypass Coronary Artery, Two Arteries from Abdominal Artery with Nonautologous Tissue Substitute, Open Approach	Abdominal-coronary artery bypass
02110ZF	3617	Bypass Coronary Artery, Two Arteries from Abdominal Artery, Open Approach	Abdominal-coronary artery bypass
021148F	3617	Bypass Coronary Artery, Two Arteries from Abdominal Artery with Zooplastic Tissue, Percutaneous Endoscopic Approach	Abdominal-coronary artery bypass
021149F	3617	Bypass Coronary Artery, Two Arteries from Abdominal Artery with Autologous Venous Tissue, Percutaneous Endoscopic Approach	Abdominal-coronary artery bypass
02114AF	3617	Bypass Coronary Artery, Two Arteries from Abdominal Artery with Autologous Arterial Tissue, Percutaneous Endoscopic Approach	Abdominal-coronary artery bypass
02114JF	3617	Bypass Coronary Artery, Two Arteries from Abdominal Artery with Synthetic Substitute, Percutaneous Endoscopic Approach	Abdominal-coronary artery bypass
02114KF	3617	Bypass Coronary Artery, Two Arteries from Abdominal Artery with Nonautologous Tissue Substitute, Percutaneous Endoscopic Approach	Abdominal-coronary artery bypass
02114ZF	3617	Bypass Coronary Artery, Two Arteries from Abdominal Artery, Percutaneous Endoscopic Approach	Abdominal-coronary artery bypass
021208F	3617	Bypass Coronary Artery, Three Arteries from Abdominal Artery with Zooplastic Tissue, Open Approach	Abdominal-coronary artery bypass
021209F	3617	Bypass Coronary Artery, Three Arteries from Abdominal Artery with Autologous Venous Tissue, Open Approach	Abdominal-coronary artery bypass
02120AF	3617	Bypass Coronary Artery, Three Arteries from Abdominal Artery with Autologous Arterial Tissue, Open Approach	Abdominal-coronary artery bypass
02120JF	3617	Bypass Coronary Artery, Three Arteries from Abdominal Artery with Synthetic Substitute, Open Approach	Abdominal-coronary artery bypass
02120KF	3617	Bypass Coronary Artery, Three Arteries from Abdominal Artery with Nonautologous Tissue Substitute, Open Approach	Abdominal-coronary artery bypass
02120ZF	3617	Bypass Coronary Artery, Three Arteries from Abdominal Artery, Open Approach	Abdominal-coronary artery bypass
021248F	3617	Bypass Coronary Artery, Three Arteries from Abdominal Artery with Zooplastic Tissue, Percutaneous Endoscopic Approach	Abdominal-coronary artery bypass
021249F	3617	Bypass Coronary Artery, Three Arteries from Abdominal Artery with Autologous Venous Tissue, Percutaneous Endoscopic Approach	Abdominal-coronary artery bypass
02124AF	3617	Bypass Coronary Artery, Three Arteries from Abdominal Artery with Autologous Arterial Tissue, Percutaneous Endoscopic Approach	Abdominal-coronary artery bypass
02124JF	3617	Bypass Coronary Artery, Three Arteries from Abdominal Artery with Synthetic Substitute, Percutaneous Endoscopic Approach	Abdominal-coronary artery bypass
02124KF	3617	Bypass Coronary Artery, Three Arteries from Abdominal Artery with Nonautologous Tissue Substitute, Percutaneous Endoscopic Approach	Abdominal-coronary artery bypass

Appendix A
Dementia risk factors

02124ZF	3617	Bypass Coronary Artery, Three Arteries from Abdominal Artery, Percutaneous Endoscopic Approach	Abdominal-coronary artery bypass
021308F	3617	Bypass Coronary Artery, Four or More Arteries from Abdominal Artery with Zooplasic Tissue, Open Approach	Abdominal-coronary artery bypass
021309F	3617	Bypass Coronary Artery, Four or More Arteries from Abdominal Artery with Autologous Venous Tissue, Open Approach	Abdominal-coronary artery bypass
02130AF	3617	Bypass Coronary Artery, Four or More Arteries from Abdominal Artery with Autologous Arterial Tissue, Open Approach	Abdominal-coronary artery bypass
02130JF	3617	Bypass Coronary Artery, Four or More Arteries from Abdominal Artery with Synthetic Substitute, Open Approach	Abdominal-coronary artery bypass
02130KF	3617	Bypass Coronary Artery, Four or More Arteries from Abdominal Artery with Nonautologous Tissue Substitute, Open Approach	Abdominal-coronary artery bypass
02130ZF	3617	Bypass Coronary Artery, Four or More Arteries from Abdominal Artery, Open Approach	Abdominal-coronary artery bypass
021348F	3617	Bypass Coronary Artery, Four or More Arteries from Abdominal Artery with Zooplasic Tissue, Percutaneous Endoscopic Approach	Abdominal-coronary artery bypass
021349F	3617	Bypass Coronary Artery, Four or More Arteries from Abdominal Artery with Autologous Venous Tissue, Percutaneous Endoscopic Approach	Abdominal-coronary artery bypass
02134AF	3617	Bypass Coronary Artery, Four or More Arteries from Abdominal Artery with Autologous Arterial Tissue, Percutaneous Endoscopic Approach	Abdominal-coronary artery bypass
02134JF	3617	Bypass Coronary Artery, Four or More Arteries from Abdominal Artery with Synthetic Substitute, Percutaneous Endoscopic Approach	Abdominal-coronary artery bypass
02134KF	3617	Bypass Coronary Artery, Four or More Arteries from Abdominal Artery with Nonautologous Tissue Substitute, Percutaneous Endoscopic Approach	Abdominal-coronary artery bypass
02134ZF	3617	Bypass Coronary Artery, Four or More Arteries from Abdominal Artery, Percutaneous Endoscopic Approach	Abdominal-coronary artery bypass
0210083	3619	Bypass Coronary Artery, One Artery from Coronary Artery with Zooplasic Tissue, Open Approach	Other bypass anastomosis for heart revascularization
0210093	3619	Bypass Coronary Artery, One Artery from Coronary Artery with Autologous Venous Tissue, Open Approach	Other bypass anastomosis for heart revascularization
02100A3	3619	Bypass Coronary Artery, One Artery from Coronary Artery with Autologous Arterial Tissue, Open Approach	Other bypass anastomosis for heart revascularization
02100J3	3619	Bypass Coronary Artery, One Artery from Coronary Artery with Synthetic Substitute, Open Approach	Other bypass anastomosis for heart revascularization
02100K3	3619	Bypass Coronary Artery, One Artery from Coronary Artery with Nonautologous Tissue Substitute, Open Approach	Other bypass anastomosis for heart revascularization
02100Z3	3619	Bypass Coronary Artery, One Artery from Coronary Artery, Open Approach	Other bypass anastomosis for heart revascularization
0210483	3619	Bypass Coronary Artery, One Artery from Coronary Artery with Zooplasic Tissue, Percutaneous Endoscopic Approach	Other bypass anastomosis for heart revascularization

Appendix A
Dementia risk factors

0210493	3619	Bypass Coronary Artery, One Artery from Coronary Artery with Autologous Venous Tissue, Percutaneous Endoscopic Approach	Other bypass anastomosis for heart revascularization
02104A3	3619	Bypass Coronary Artery, One Artery from Coronary Artery with Autologous Arterial Tissue, Percutaneous Endoscopic Approach	Other bypass anastomosis for heart revascularization
02104J3	3619	Bypass Coronary Artery, One Artery from Coronary Artery with Synthetic Substitute, Percutaneous Endoscopic Approach	Other bypass anastomosis for heart revascularization
02104K3	3619	Bypass Coronary Artery, One Artery from Coronary Artery with Nonautologous Tissue Substitute, Percutaneous Endoscopic Approach	Other bypass anastomosis for heart revascularization
02104Z3	3619	Bypass Coronary Artery, One Artery from Coronary Artery, Percutaneous Endoscopic Approach	Other bypass anastomosis for heart revascularization
0211083	3619	Bypass Coronary Artery, Two Arteries from Coronary Artery with Zooplasic Tissue, Open Approach	Other bypass anastomosis for heart revascularization
0211093	3619	Bypass Coronary Artery, Two Arteries from Coronary Artery with Autologous Venous Tissue, Open Approach	Other bypass anastomosis for heart revascularization
02110A3	3619	Bypass Coronary Artery, Two Arteries from Coronary Artery with Autologous Arterial Tissue, Open Approach	Other bypass anastomosis for heart revascularization
02110J3	3619	Bypass Coronary Artery, Two Arteries from Coronary Artery with Synthetic Substitute, Open Approach	Other bypass anastomosis for heart revascularization
02110K3	3619	Bypass Coronary Artery, Two Arteries from Coronary Artery with Nonautologous Tissue Substitute, Open Approach	Other bypass anastomosis for heart revascularization
02110Z3	3619	Bypass Coronary Artery, Two Arteries from Coronary Artery, Open Approach	Other bypass anastomosis for heart revascularization
0211483	3619	Bypass Coronary Artery, Two Arteries from Coronary Artery with Zooplasic Tissue, Percutaneous Endoscopic Approach	Other bypass anastomosis for heart revascularization
0211493	3619	Bypass Coronary Artery, Two Arteries from Coronary Artery with Autologous Venous Tissue, Percutaneous Endoscopic Approach	Other bypass anastomosis for heart revascularization
02114A3	3619	Bypass Coronary Artery, Two Arteries from Coronary Artery with Autologous Arterial Tissue, Percutaneous Endoscopic Approach	Other bypass anastomosis for heart revascularization
02114J3	3619	Bypass Coronary Artery, Two Arteries from Coronary Artery with Synthetic Substitute, Percutaneous Endoscopic Approach	Other bypass anastomosis for heart revascularization
02114K3	3619	Bypass Coronary Artery, Two Arteries from Coronary Artery with Nonautologous Tissue Substitute, Percutaneous Endoscopic Approach	Other bypass anastomosis for heart revascularization
02114Z3	3619	Bypass Coronary Artery, Two Arteries from Coronary Artery, Percutaneous Endoscopic Approach	Other bypass anastomosis for heart revascularization
0212083	3619	Bypass Coronary Artery, Three Arteries from Coronary Artery with Zooplasic Tissue, Open Approach	Other bypass anastomosis for heart revascularization
0212093	3619	Bypass Coronary Artery, Three Arteries from Coronary Artery with Autologous Venous Tissue, Open Approach	Other bypass anastomosis for heart revascularization
02120A3	3619	Bypass Coronary Artery, Three Arteries from Coronary Artery with Autologous Arterial Tissue, Open Approach	Other bypass anastomosis for heart revascularization

Appendix A
Dementia risk factors

02120J3	3619	Bypass Coronary Artery, Three Arteries from Coronary Artery with Synthetic Substitute, Open Approach	Other bypass anastomosis for heart revascularization
02120K3	3619	Bypass Coronary Artery, Three Arteries from Coronary Artery with Nonautologous Tissue Substitute, Open Approach	Other bypass anastomosis for heart revascularization
02120Z3	3619	Bypass Coronary Artery, Three Arteries from Coronary Artery, Open Approach	Other bypass anastomosis for heart revascularization
0212483	3619	Bypass Coronary Artery, Three Arteries from Coronary Artery with Zooplastic Tissue, Percutaneous Endoscopic Approach	Other bypass anastomosis for heart revascularization
0212493	3619	Bypass Coronary Artery, Three Arteries from Coronary Artery with Autologous Venous Tissue, Percutaneous Endoscopic Approach	Other bypass anastomosis for heart revascularization
02124A3	3619	Bypass Coronary Artery, Three Arteries from Coronary Artery with Autologous Arterial Tissue, Percutaneous Endoscopic Approach	Other bypass anastomosis for heart revascularization
02124J3	3619	Bypass Coronary Artery, Three Arteries from Coronary Artery with Synthetic Substitute, Percutaneous Endoscopic Approach	Other bypass anastomosis for heart revascularization
02124K3	3619	Bypass Coronary Artery, Three Arteries from Coronary Artery with Nonautologous Tissue Substitute, Percutaneous Endoscopic Approach	Other bypass anastomosis for heart revascularization
02124Z3	3619	Bypass Coronary Artery, Three Arteries from Coronary Artery, Percutaneous Endoscopic Approach	Other bypass anastomosis for heart revascularization
0213083	3619	Bypass Coronary Artery, Four or More Arteries from Coronary Artery with Zooplastic Tissue, Open Approach	Other bypass anastomosis for heart revascularization
0213093	3619	Bypass Coronary Artery, Four or More Arteries from Coronary Artery with Autologous Venous Tissue, Open Approach	Other bypass anastomosis for heart revascularization
02130A3	3619	Bypass Coronary Artery, Four or More Arteries from Coronary Artery with Autologous Arterial Tissue, Open Approach	Other bypass anastomosis for heart revascularization
02130J3	3619	Bypass Coronary Artery, Four or More Arteries from Coronary Artery with Synthetic Substitute, Open Approach	Other bypass anastomosis for heart revascularization
02130K3	3619	Bypass Coronary Artery, Four or More Arteries from Coronary Artery with Nonautologous Tissue Substitute, Open Approach	Other bypass anastomosis for heart revascularization
02130Z3	3619	Bypass Coronary Artery, Four or More Arteries from Coronary Artery, Open Approach	Other bypass anastomosis for heart revascularization
0213483	3619	Bypass Coronary Artery, Four or More Arteries from Coronary Artery with Zooplastic Tissue, Percutaneous Endoscopic Approach	Other bypass anastomosis for heart revascularization
0213493	3619	Bypass Coronary Artery, Four or More Arteries from Coronary Artery with Autologous Venous Tissue, Percutaneous Endoscopic Approach	Other bypass anastomosis for heart revascularization
02134A3	3619	Bypass Coronary Artery, Four or More Arteries from Coronary Artery with Autologous Arterial Tissue, Percutaneous Endoscopic Approach	Other bypass anastomosis for heart revascularization
02134J3	3619	Bypass Coronary Artery, Four or More Arteries from Coronary Artery with Synthetic Substitute, Percutaneous Endoscopic Approach	Other bypass anastomosis for heart revascularization
02134K3	3619	Bypass Coronary Artery, Four or More Arteries from Coronary Artery with Nonautologous Tissue Substitute, Percutaneous Endoscopic Approach	Other bypass anastomosis for heart revascularization

Appendix A
Dementia risk factors

02134Z3	3619	Bypass Coronary Artery, Four or More Arteries from Coronary Artery, Percutaneous Endoscopic Approach	Other bypass anastomosis for heart revascularization
021K0Z8	362	Bypass Right Ventricle to Right Internal Mammary, Open Approach	Heart revascularization by arterial implant
021K0Z9	362	Bypass Right Ventricle to Left Internal Mammary, Open Approach	Heart revascularization by arterial implant
021K0ZC	362	Bypass Right Ventricle to Thoracic Artery, Open Approach	Heart revascularization by arterial implant
021K0ZF	362	Bypass Right Ventricle to Abdominal Artery, Open Approach	Heart revascularization by arterial implant
021K0ZW	362	Bypass Right Ventricle to Aorta, Open Approach	Heart revascularization by arterial implant
021K4Z8	362	Bypass Right Ventricle to Right Internal Mammary, Percutaneous Endoscopic Approach	Heart revascularization by arterial implant
021K4Z9	362	Bypass Right Ventricle to Left Internal Mammary, Percutaneous Endoscopic Approach	Heart revascularization by arterial implant
021K4ZC	362	Bypass Right Ventricle to Thoracic Artery, Percutaneous Endoscopic Approach	Heart revascularization by arterial implant
021K4ZF	362	Bypass Right Ventricle to Abdominal Artery, Percutaneous Endoscopic Approach	Heart revascularization by arterial implant
021K4ZW	362	Bypass Right Ventricle to Aorta, Percutaneous Endoscopic Approach	Heart revascularization by arterial implant
021L08P	362	Bypass Left Ventricle to Pulmonary Trunk with Zooplastic Tissue, Open Approach	Heart revascularization by arterial implant
021L08Q	362	Bypass Left Ventricle to Right Pulmonary Artery with Zooplastic Tissue, Open Approach	Heart revascularization by arterial implant
021L08R	362	Bypass Left Ventricle to Left Pulmonary Artery with Zooplastic Tissue, Open Approach	Heart revascularization by arterial implant
021L09P	362	Bypass Left Ventricle to Pulmonary Trunk with Autologous Venous Tissue, Open Approach	Heart revascularization by arterial implant
021L09Q	362	Bypass Left Ventricle to Right Pulmonary Artery with Autologous Venous Tissue, Open Approach	Heart revascularization by arterial implant
021L09R	362	Bypass Left Ventricle to Left Pulmonary Artery with Autologous Venous Tissue, Open Approach	Heart revascularization by arterial implant
021L0AP	362	Bypass Left Ventricle to Pulmonary Trunk with Autologous Arterial Tissue, Open Approach	Heart revascularization by arterial implant
021L0AQ	362	Bypass Left Ventricle to Right Pulmonary Artery with Autologous Arterial Tissue, Open Approach	Heart revascularization by arterial implant
021L0AR	362	Bypass Left Ventricle to Left Pulmonary Artery with Autologous Arterial Tissue, Open Approach	Heart revascularization by arterial implant
021L0JP	362	Bypass Left Ventricle to Pulmonary Trunk with Synthetic Substitute, Open Approach	Heart revascularization by arterial implant
021L0JQ	362	Bypass Left Ventricle to Right Pulmonary Artery with Synthetic Substitute, Open Approach	Heart revascularization by arterial implant
021L0JR	362	Bypass Left Ventricle to Left Pulmonary Artery with Synthetic Substitute, Open Approach	Heart revascularization by arterial implant
021L0KP	362	Bypass Left Ventricle to Pulmonary Trunk with Nonautologous Tissue Substitute, Open Approach	Heart revascularization by arterial implant
021L0KQ	362	Bypass Left Ventricle to Right Pulmonary Artery with Nonautologous Tissue Substitute, Open Approach	Heart revascularization by arterial implant
021L0KR	362	Bypass Left Ventricle to Left Pulmonary Artery with Nonautologous Tissue Substitute, Open Approach	Heart revascularization by arterial implant
021L0Z8	362	Bypass Left Ventricle to Right Internal Mammary, Open Approach	Heart revascularization by arterial implant
021L0Z9	362	Bypass Left Ventricle to Left Internal Mammary, Open Approach	Heart revascularization by arterial implant
021L0ZC	362	Bypass Left Ventricle to Thoracic Artery, Open Approach	Heart revascularization by arterial implant

Appendix A
Dementia risk factors

021L0ZF	362	Bypass Left Ventricle to Abdominal Artery, Open Approach	Heart revascularization by arterial implant
021L0ZP	362	Bypass Left Ventricle to Pulmonary Trunk, Open Approach	Heart revascularization by arterial implant
021L0ZQ	362	Bypass Left Ventricle to Right Pulmonary Artery, Open Approach	Heart revascularization by arterial implant
021L0ZR	362	Bypass Left Ventricle to Left Pulmonary Artery, Open Approach	Heart revascularization by arterial implant
021L48P	362	Bypass Left Ventricle to Pulmonary Trunk with Zooplastic Tissue, Percutaneous Endoscopic Approach	Heart revascularization by arterial implant
021L48Q	362	Bypass Left Ventricle to Right Pulmonary Artery with Zooplastic Tissue, Percutaneous Endoscopic Approach	Heart revascularization by arterial implant
021L48R	362	Bypass Left Ventricle to Left Pulmonary Artery with Zooplastic Tissue, Percutaneous Endoscopic Approach	Heart revascularization by arterial implant
021L49P	362	Bypass Left Ventricle to Pulmonary Trunk with Autologous Venous Tissue, Percutaneous Endoscopic Approach	Heart revascularization by arterial implant
021L49Q	362	Bypass Left Ventricle to Right Pulmonary Artery with Autologous Venous Tissue, Percutaneous Endoscopic Approach	Heart revascularization by arterial implant
021L49R	362	Bypass Left Ventricle to Left Pulmonary Artery with Autologous Venous Tissue, Percutaneous Endoscopic Approach	Heart revascularization by arterial implant
021L4AP	362	Bypass Left Ventricle to Pulmonary Trunk with Autologous Arterial Tissue, Percutaneous Endoscopic Approach	Heart revascularization by arterial implant
021L4AQ	362	Bypass Left Ventricle to Right Pulmonary Artery with Autologous Arterial Tissue, Percutaneous Endoscopic Approach	Heart revascularization by arterial implant
021L4AR	362	Bypass Left Ventricle to Left Pulmonary Artery with Autologous Arterial Tissue, Percutaneous Endoscopic Approach	Heart revascularization by arterial implant
021L4JP	362	Bypass Left Ventricle to Pulmonary Trunk with Synthetic Substitute, Percutaneous Endoscopic Approach	Heart revascularization by arterial implant
021L4JQ	362	Bypass Left Ventricle to Right Pulmonary Artery with Synthetic Substitute, Percutaneous Endoscopic Approach	Heart revascularization by arterial implant
021L4JR	362	Bypass Left Ventricle to Left Pulmonary Artery with Synthetic Substitute, Percutaneous Endoscopic Approach	Heart revascularization by arterial implant
021L4KP	362	Bypass Left Ventricle to Pulmonary Trunk with Nonautologous Tissue Substitute, Percutaneous Endoscopic Approach	Heart revascularization by arterial implant
021L4KQ	362	Bypass Left Ventricle to Right Pulmonary Artery with Nonautologous Tissue Substitute, Percutaneous Endoscopic Approach	Heart revascularization by arterial implant
021L4KR	362	Bypass Left Ventricle to Left Pulmonary Artery with Nonautologous Tissue Substitute, Percutaneous Endoscopic Approach	Heart revascularization by arterial implant
021L4Z8	362	Bypass Left Ventricle to Right Internal Mammary, Percutaneous Endoscopic Approach	Heart revascularization by arterial implant
021L4Z9	362	Bypass Left Ventricle to Left Internal Mammary, Percutaneous Endoscopic Approach	Heart revascularization by arterial implant
021L4ZC	362	Bypass Left Ventricle to Thoracic Artery, Percutaneous Endoscopic Approach	Heart revascularization by arterial implant
021L4ZF	362	Bypass Left Ventricle to Abdominal Artery, Percutaneous Endoscopic Approach	Heart revascularization by arterial implant

Appendix A
Dementia risk factors

021L4ZP	362	Bypass Left Ventricle to Pulmonary Trunk, Percutaneous Endoscopic Approach	Heart revascularization by arterial implant
021L4ZQ	362	Bypass Left Ventricle to Right Pulmonary Artery, Percutaneous Endoscopic Approach	Heart revascularization by arterial implant
021L4ZR	362	Bypass Left Ventricle to Left Pulmonary Artery, Percutaneous Endoscopic Approach	Heart revascularization by arterial implant
ICD10 Px	ICD9 Px	LongDeslCD10	LongDeslCD9
B2000ZZ	8855	Plain Radiography of Single Coronary Artery using High Osmolar Contrast	Coronary arteriography using a single catheter
B2001ZZ	8855	Plain Radiography of Single Coronary Artery using Low Osmolar Contrast	Coronary arteriography using a single catheter
B200YZZ	8855	Plain Radiography of Single Coronary Artery using Other Contrast	Coronary arteriography using a single catheter
B2010ZZ	8855	Plain Radiography of Multiple Coronary Arteries using High Osmolar Contrast	Coronary arteriography using a single catheter
B2011ZZ	8855	Plain Radiography of Multiple Coronary Arteries using Low Osmolar Contrast	Coronary arteriography using a single catheter
B201YZZ	8855	Plain Radiography of Multiple Coronary Arteries using Other Contrast	Coronary arteriography using a single catheter
B2020ZZ	8855	Plain Radiography of Single Coronary Artery Bypass Graft using High Osmolar Contrast	Coronary arteriography using a single catheter
B2021ZZ	8855	Plain Radiography of Single Coronary Artery Bypass Graft using Low Osmolar Contrast	Coronary arteriography using a single catheter
B202YZZ	8855	Plain Radiography of Single Coronary Artery Bypass Graft using Other Contrast	Coronary arteriography using a single catheter
B2030ZZ	8855	Plain Radiography of Multiple Coronary Artery Bypass Grafts using High Osmolar Contrast	Coronary arteriography using a single catheter
B2031ZZ	8855	Plain Radiography of Multiple Coronary Artery Bypass Grafts using Low Osmolar Contrast	Coronary arteriography using a single catheter
B203YZZ	8855	Plain Radiography of Multiple Coronary Artery Bypass Grafts using Other Contrast	Coronary arteriography using a single catheter
B2070ZZ	8855	Plain Radiography of Right Internal Mammary Bypass Graft using High Osmolar Contrast	Coronary arteriography using a single catheter
B2071ZZ	8855	Plain Radiography of Right Internal Mammary Bypass Graft using Low Osmolar Contrast	Coronary arteriography using a single catheter
B207YZZ	8855	Plain Radiography of Right Internal Mammary Bypass Graft using Other Contrast	Coronary arteriography using a single catheter
B2080ZZ	8855	Plain Radiography of Left Internal Mammary Bypass Graft using High Osmolar Contrast	Coronary arteriography using a single catheter
B2081ZZ	8855	Plain Radiography of Left Internal Mammary Bypass Graft using Low Osmolar Contrast	Coronary arteriography using a single catheter
B208YZZ	8855	Plain Radiography of Left Internal Mammary Bypass Graft using Other Contrast	Coronary arteriography using a single catheter

Appendix A
Dementia risk factors

B20F0ZZ	8855	Plain Radiography of Other Bypass Graft using High Osmolar Contrast	Coronary arteriography using a single catheter
B20F1ZZ	8855	Plain Radiography of Other Bypass Graft using Low Osmolar Contrast	Coronary arteriography using a single catheter
B20FYZZ	8855	Plain Radiography of Other Bypass Graft using Other Contrast	Coronary arteriography using a single catheter
B2100ZZ	8855	Fluoroscopy of Single Coronary Artery using High Osmolar Contrast	Coronary arteriography using a single catheter
B2101ZZ	8855	Fluoroscopy of Single Coronary Artery using Low Osmolar Contrast	Coronary arteriography using a single catheter
B210YZZ	8855	Fluoroscopy of Single Coronary Artery using Other Contrast	Coronary arteriography using a single catheter
B2110ZZ	8855	Fluoroscopy of Multiple Coronary Arteries using High Osmolar Contrast	Coronary arteriography using a single catheter
B2111ZZ	8855	Fluoroscopy of Multiple Coronary Arteries using Low Osmolar Contrast	Coronary arteriography using a single catheter
B211YZZ	8855	Fluoroscopy of Multiple Coronary Arteries using Other Contrast	Coronary arteriography using a single catheter
B2120ZZ	8855	Fluoroscopy of Single Coronary Artery Bypass Graft using High Osmolar Contrast	Coronary arteriography using a single catheter
B2121ZZ	8855	Fluoroscopy of Single Coronary Artery Bypass Graft using Low Osmolar Contrast	Coronary arteriography using a single catheter
B212YZZ	8855	Fluoroscopy of Single Coronary Artery Bypass Graft using Other Contrast	Coronary arteriography using a single catheter
B2130ZZ	8855	Fluoroscopy of Multiple Coronary Artery Bypass Grafts using High Osmolar Contrast	Coronary arteriography using a single catheter
B2131ZZ	8855	Fluoroscopy of Multiple Coronary Artery Bypass Grafts using Low Osmolar Contrast	Coronary arteriography using a single catheter
B213YZZ	8855	Fluoroscopy of Multiple Coronary Artery Bypass Grafts using Other Contrast	Coronary arteriography using a single catheter
B2170ZZ	8855	Fluoroscopy of Right Internal Mammary Bypass Graft using High Osmolar Contrast	Coronary arteriography using a single catheter
B2171ZZ	8855	Fluoroscopy of Right Internal Mammary Bypass Graft using Low Osmolar Contrast	Coronary arteriography using a single catheter
B217YZZ	8855	Fluoroscopy of Right Internal Mammary Bypass Graft using Other Contrast	Coronary arteriography using a single catheter
B2180ZZ	8855	Fluoroscopy of Left Internal Mammary Bypass Graft using High Osmolar Contrast	Coronary arteriography using a single catheter
B2181ZZ	8855	Fluoroscopy of Left Internal Mammary Bypass Graft using Low Osmolar Contrast	Coronary arteriography using a single catheter

Appendix A
Dementia risk factors

B218YZZ	8855	Fluoroscopy of Left Internal Mammary Bypass Graft using Other Contrast	Coronary arteriography using a single catheter
B21FOZZ	8855	Fluoroscopy of Other Bypass Graft using High Osmolar Contrast	Coronary arteriography using a single catheter
B21F1ZZ	8855	Fluoroscopy of Other Bypass Graft using Low Osmolar Contrast	Coronary arteriography using a single catheter
B21FYZZ	8855	Fluoroscopy of Other Bypass Graft using Other Contrast	Coronary arteriography using a single catheter
B200OZZ	8856	Plain Radiography of Single Coronary Artery using High Osmolar Contrast	Coronary arteriography using two catheters
B2001ZZ	8856	Plain Radiography of Single Coronary Artery using Low Osmolar Contrast	Coronary arteriography using two catheters
B200YZZ	8856	Plain Radiography of Single Coronary Artery using Other Contrast	Coronary arteriography using two catheters
B201OZZ	8856	Plain Radiography of Multiple Coronary Arteries using High Osmolar Contrast	Coronary arteriography using two catheters
B2011ZZ	8856	Plain Radiography of Multiple Coronary Arteries using Low Osmolar Contrast	Coronary arteriography using two catheters
B201YZZ	8856	Plain Radiography of Multiple Coronary Arteries using Other Contrast	Coronary arteriography using two catheters
B202OZZ	8856	Plain Radiography of Single Coronary Artery Bypass Graft using High Osmolar Contrast	Coronary arteriography using two catheters
B2021ZZ	8856	Plain Radiography of Single Coronary Artery Bypass Graft using Low Osmolar Contrast	Coronary arteriography using two catheters
B202YZZ	8856	Plain Radiography of Single Coronary Artery Bypass Graft using Other Contrast	Coronary arteriography using two catheters
B203OZZ	8856	Plain Radiography of Multiple Coronary Artery Bypass Grafts using High Osmolar Contrast	Coronary arteriography using two catheters
B2031ZZ	8856	Plain Radiography of Multiple Coronary Artery Bypass Grafts using Low Osmolar Contrast	Coronary arteriography using two catheters
B203YZZ	8856	Plain Radiography of Multiple Coronary Artery Bypass Grafts using Other Contrast	Coronary arteriography using two catheters
B207OZZ	8856	Plain Radiography of Right Internal Mammary Bypass Graft using High Osmolar Contrast	Coronary arteriography using two catheters
B2071ZZ	8856	Plain Radiography of Right Internal Mammary Bypass Graft using Low Osmolar Contrast	Coronary arteriography using two catheters
B207YZZ	8856	Plain Radiography of Right Internal Mammary Bypass Graft using Other Contrast	Coronary arteriography using two catheters
B208OZZ	8856	Plain Radiography of Left Internal Mammary Bypass Graft using High Osmolar Contrast	Coronary arteriography using two catheters

Appendix A
Dementia risk factors

B2081ZZ	8856	Plain Radiography of Left Internal Mammary Bypass Graft using Low Osmolar Contrast	Coronary arteriography using two catheters
B208YZZ	8856	Plain Radiography of Left Internal Mammary Bypass Graft using Other Contrast	Coronary arteriography using two catheters
B20F0ZZ	8856	Plain Radiography of Other Bypass Graft using High Osmolar Contrast	Coronary arteriography using two catheters
B20F1ZZ	8856	Plain Radiography of Other Bypass Graft using Low Osmolar Contrast	Coronary arteriography using two catheters
B20FYZZ	8856	Plain Radiography of Other Bypass Graft using Other Contrast	Coronary arteriography using two catheters
B2100ZZ	8856	Fluoroscopy of Single Coronary Artery using High Osmolar Contrast	Coronary arteriography using two catheters
B2101ZZ	8856	Fluoroscopy of Single Coronary Artery using Low Osmolar Contrast	Coronary arteriography using two catheters
B210YZZ	8856	Fluoroscopy of Single Coronary Artery using Other Contrast	Coronary arteriography using two catheters
B2110ZZ	8856	Fluoroscopy of Multiple Coronary Arteries using High Osmolar Contrast	Coronary arteriography using two catheters
B2111ZZ	8856	Fluoroscopy of Multiple Coronary Arteries using Low Osmolar Contrast	Coronary arteriography using two catheters
B211YZZ	8856	Fluoroscopy of Multiple Coronary Arteries using Other Contrast	Coronary arteriography using two catheters
B2120ZZ	8856	Fluoroscopy of Single Coronary Artery Bypass Graft using High Osmolar Contrast	Coronary arteriography using two catheters
B2121ZZ	8856	Fluoroscopy of Single Coronary Artery Bypass Graft using Low Osmolar Contrast	Coronary arteriography using two catheters
B212YZZ	8856	Fluoroscopy of Single Coronary Artery Bypass Graft using Other Contrast	Coronary arteriography using two catheters
B2130ZZ	8856	Fluoroscopy of Multiple Coronary Artery Bypass Grafts using High Osmolar Contrast	Coronary arteriography using two catheters
B2131ZZ	8856	Fluoroscopy of Multiple Coronary Artery Bypass Grafts using Low Osmolar Contrast	Coronary arteriography using two catheters
B213YZZ	8856	Fluoroscopy of Multiple Coronary Artery Bypass Grafts using Other Contrast	Coronary arteriography using two catheters
B2170ZZ	8856	Fluoroscopy of Right Internal Mammary Bypass Graft using High Osmolar Contrast	Coronary arteriography using two catheters
B2171ZZ	8856	Fluoroscopy of Right Internal Mammary Bypass Graft using Low Osmolar Contrast	Coronary arteriography using two catheters
B217YZZ	8856	Fluoroscopy of Right Internal Mammary Bypass Graft using Other Contrast	Coronary arteriography using two catheters

Appendix A
Dementia risk factors

B2180ZZ	8856	Fluoroscopy of Left Internal Mammary Bypass Graft using High Osmolar Contrast	Coronary arteriography using two catheters
B2181ZZ	8856	Fluoroscopy of Left Internal Mammary Bypass Graft using Low Osmolar Contrast	Coronary arteriography using two catheters
B218YZZ	8856	Fluoroscopy of Left Internal Mammary Bypass Graft using Other Contrast	Coronary arteriography using two catheters
B21F0ZZ	8856	Fluoroscopy of Other Bypass Graft using High Osmolar Contrast	Coronary arteriography using two catheters
B21F1ZZ	8856	Fluoroscopy of Other Bypass Graft using Low Osmolar Contrast	Coronary arteriography using two catheters
B21FYZZ	8856	Fluoroscopy of Other Bypass Graft using Other Contrast	Coronary arteriography using two catheters
B2000ZZ	8857	Plain Radiography of Single Coronary Artery using High Osmolar Contrast	Other and unspecified coronary arteriography
B2001ZZ	8857	Plain Radiography of Single Coronary Artery using Low Osmolar Contrast	Other and unspecified coronary arteriography
B200YZZ	8857	Plain Radiography of Single Coronary Artery using Other Contrast	Other and unspecified coronary arteriography
B2010ZZ	8857	Plain Radiography of Multiple Coronary Arteries using High Osmolar Contrast	Other and unspecified coronary arteriography
B2011ZZ	8857	Plain Radiography of Multiple Coronary Arteries using Low Osmolar Contrast	Other and unspecified coronary arteriography
B201YZZ	8857	Plain Radiography of Multiple Coronary Arteries using Other Contrast	Other and unspecified coronary arteriography
B2020ZZ	8857	Plain Radiography of Single Coronary Artery Bypass Graft using High Osmolar Contrast	Other and unspecified coronary arteriography
B2021ZZ	8857	Plain Radiography of Single Coronary Artery Bypass Graft using Low Osmolar Contrast	Other and unspecified coronary arteriography
B202YZZ	8857	Plain Radiography of Single Coronary Artery Bypass Graft using Other Contrast	Other and unspecified coronary arteriography
B2030ZZ	8857	Plain Radiography of Multiple Coronary Artery Bypass Grafts using High Osmolar Contrast	Other and unspecified coronary arteriography
B2031ZZ	8857	Plain Radiography of Multiple Coronary Artery Bypass Grafts using Low Osmolar Contrast	Other and unspecified coronary arteriography
B203YZZ	8857	Plain Radiography of Multiple Coronary Artery Bypass Grafts using Other Contrast	Other and unspecified coronary arteriography
B2070ZZ	8857	Plain Radiography of Right Internal Mammary Bypass Graft using High Osmolar Contrast	Other and unspecified coronary arteriography
B2071ZZ	8857	Plain Radiography of Right Internal Mammary Bypass Graft using Low Osmolar Contrast	Other and unspecified coronary arteriography

Appendix A
Dementia risk factors

B207YZZ	8857	Plain Radiography of Right Internal Mammary Bypass Graft using Other Contrast	Other and unspecified coronary arteriography
B208OZZ	8857	Plain Radiography of Left Internal Mammary Bypass Graft using High Osmolar Contrast	Other and unspecified coronary arteriography
B2081ZZ	8857	Plain Radiography of Left Internal Mammary Bypass Graft using Low Osmolar Contrast	Other and unspecified coronary arteriography
B208YZZ	8857	Plain Radiography of Left Internal Mammary Bypass Graft using Other Contrast	Other and unspecified coronary arteriography
B20F0ZZ	8857	Plain Radiography of Other Bypass Graft using High Osmolar Contrast	Other and unspecified coronary arteriography
B20F1ZZ	8857	Plain Radiography of Other Bypass Graft using Low Osmolar Contrast	Other and unspecified coronary arteriography
B20FYZZ	8857	Plain Radiography of Other Bypass Graft using Other Contrast	Other and unspecified coronary arteriography
ICD10 Dx	ICD9 Dx	LongDeslCD10	LongDeslCD9
Z951	V4581	Presence of aortocoronary bypass graft	Aortocoronary bypass status
ICD10 Dx	ICD9 Dx	LongDeslCD10	LongDeslCD9
Z955	V4582	Presence of coronary angioplasty implant and graft	Percutaneous transluminal coronary angioplasty status
Z9861	V4582	Coronary angioplasty status	Percutaneous transluminal coronary angioplasty status
ICD10 Dx	ICD9 Dx	LongDeslCD10	LongDeslCD9
I253	41410	Aneurysm of heart	Aneurysm of heart (wall)
I2541	41411	Coronary artery aneurysm	Aneurysm of coronary vessels
I2542	41412	Coronary artery dissection	Dissection of coronary artery
I253	41419	Aneurysm of heart	Other aneurysm of heart
I2582	4142	Chronic total occlusion of coronary artery	Chronic total occlusion of coronary artery
I2583	4143	Coronary atherosclerosis due to lipid rich plaque	Coronary atherosclerosis due to lipid rich plaque
I2584	4144	Coronary atherosclerosis due to calcified coronary lesion	Coronary atherosclerosis due to calcified coronary lesion
I255	4148	Ischemic cardiomyopathy	Other specified forms of chronic ischemic heart disease
I256	4148	Silent myocardial ischemia	Other specified forms of chronic ischemic heart disease
I2589	4148	Other forms of chronic ischemic heart disease	Other specified forms of chronic ischemic heart disease
I259	4148	Chronic ischemic heart disease, unspecified	Other specified forms of chronic ischemic heart disease
I259	4149	Chronic ischemic heart disease, unspecified	Chronic ischemic heart disease, unspecified
ICD10 Dx	ICD9 Dx	LongDeslCD10	LongDeslCD9

Appendix A
Dementia risk factors

I252	412	Old myocardial infarction	Old myocardial infarction
ICD10 Px	ICD9 Px	LongDeslCD10	LongDeslCD9
0270346	0066	Dilation of Coronary Artery, One Artery, Bifurcation, with Drug-eluting Intraluminal Device, Percutaneous Approach	Percutaneous transluminal coronary angioplasty [PTCA]
027034Z	0066	Dilation of Coronary Artery, One Artery with Drug-eluting Intraluminal Device, Percutaneous Approach	Percutaneous transluminal coronary angioplasty [PTCA]
0270356	0066	Dilation of Coronary Artery, One Artery, Bifurcation, with Two Drug-eluting Intraluminal Devices, Percutaneous Approach	Percutaneous transluminal coronary angioplasty [PTCA]
027035Z	0066	Dilation of Coronary Artery, One Artery with Two Drug-eluting Intraluminal Devices, Percutaneous Approach	Percutaneous transluminal coronary angioplasty [PTCA]
0270366	0066	Dilation of Coronary Artery, One Artery, Bifurcation, with Three Drug-eluting Intraluminal Devices, Percutaneous Approach	Percutaneous transluminal coronary angioplasty [PTCA]
027036Z	0066	Dilation of Coronary Artery, One Artery with Three Drug-eluting Intraluminal Devices, Percutaneous Approach	Percutaneous transluminal coronary angioplasty [PTCA]
0270376	0066	Dilation of Coronary Artery, One Artery, Bifurcation, with Four or More Drug-eluting Intraluminal Devices, Percutaneous Approach	Percutaneous transluminal coronary angioplasty [PTCA]
027037Z	0066	Dilation of Coronary Artery, One Artery with Four or More Drug-eluting Intraluminal Devices, Percutaneous Approach	Percutaneous transluminal coronary angioplasty [PTCA]
02703D6	0066	Dilation of Coronary Artery, One Artery, Bifurcation, with Intraluminal Device, Percutaneous Approach	Percutaneous transluminal coronary angioplasty [PTCA]
02703DZ	0066	Dilation of Coronary Artery, One Artery with Intraluminal Device, Percutaneous Approach	Percutaneous transluminal coronary angioplasty [PTCA]
02703E6	0066	Dilation of Coronary Artery, One Artery, Bifurcation, with Two Intraluminal Devices, Percutaneous Approach	Percutaneous transluminal coronary angioplasty [PTCA]

Appendix A
Dementia risk factors

02703EZ	0066	Dilation of Coronary Artery, One Artery with Two Intraluminal Devices, Percutaneous Approach	Percutaneous transluminal coronary angioplasty [PTCA]
02703F6	0066	Dilation of Coronary Artery, One Artery, Bifurcation, with Three Intraluminal Devices, Percutaneous Approach	Percutaneous transluminal coronary angioplasty [PTCA]
02703FZ	0066	Dilation of Coronary Artery, One Artery with Three Intraluminal Devices, Percutaneous Approach	Percutaneous transluminal coronary angioplasty [PTCA]
02703G6	0066	Dilation of Coronary Artery, One Artery, Bifurcation, with Four or More Intraluminal Devices, Percutaneous Approach	Percutaneous transluminal coronary angioplasty [PTCA]
02703GZ	0066	Dilation of Coronary Artery, One Artery with Four or More Intraluminal Devices, Percutaneous Approach	Percutaneous transluminal coronary angioplasty [PTCA]
02703T6	0066	Dilation of Coronary Artery, One Artery, Bifurcation, with Radioactive Intraluminal Device, Percutaneous Approach	Percutaneous transluminal coronary angioplasty [PTCA]
02703TZ	0066	Dilation of Coronary Artery, One Artery with Radioactive Intraluminal Device, Percutaneous Approach	Percutaneous transluminal coronary angioplasty [PTCA]
02703Z6	0066	Dilation of Coronary Artery, One Artery, Bifurcation, Percutaneous Approach	Percutaneous transluminal coronary angioplasty [PTCA]
02703ZZ	0066	Dilation of Coronary Artery, One Artery, Percutaneous Approach	Percutaneous transluminal coronary angioplasty [PTCA]
0270446	0066	Dilation of Coronary Artery, One Artery, Bifurcation, with Drug-eluting Intraluminal Device, Percutaneous Endoscopic Approach	Percutaneous transluminal coronary angioplasty [PTCA]
027044Z	0066	Dilation of Coronary Artery, One Artery with Drug-eluting Intraluminal Device, Percutaneous Endoscopic Approach	Percutaneous transluminal coronary angioplasty [PTCA]
0270456	0066	Dilation of Coronary Artery, One Artery, Bifurcation, with Two Drug-eluting Intraluminal Devices, Percutaneous Endoscopic Approach	Percutaneous transluminal coronary angioplasty [PTCA]

Appendix A
Dementia risk factors

027045Z	0066	Dilation of Coronary Artery, One Artery with Two Drug-eluting Intraluminal Devices, Percutaneous Endoscopic Approach	Percutaneous transluminal coronary angioplasty [PTCA]
0270466	0066	Dilation of Coronary Artery, One Artery, Bifurcation, with Three Drug-eluting Intraluminal Devices, Percutaneous Endoscopic Approach	Percutaneous transluminal coronary angioplasty [PTCA]
027046Z	0066	Dilation of Coronary Artery, One Artery with Three Drug-eluting Intraluminal Devices, Percutaneous Endoscopic Approach	Percutaneous transluminal coronary angioplasty [PTCA]
0270476	0066	Dilation of Coronary Artery, One Artery, Bifurcation, with Four or More Drug-eluting Intraluminal Devices, Percutaneous Endoscopic Approach	Percutaneous transluminal coronary angioplasty [PTCA]
027047Z	0066	Dilation of Coronary Artery, One Artery with Four or More Drug-eluting Intraluminal Devices, Percutaneous Endoscopic Approach	Percutaneous transluminal coronary angioplasty [PTCA]
02704D6	0066	Dilation of Coronary Artery, One Artery, Bifurcation, with Intraluminal Device, Percutaneous Endoscopic Approach	Percutaneous transluminal coronary angioplasty [PTCA]
02704DZ	0066	Dilation of Coronary Artery, One Artery with Intraluminal Device, Percutaneous Endoscopic Approach	Percutaneous transluminal coronary angioplasty [PTCA]
02704E6	0066	Dilation of Coronary Artery, One Artery, Bifurcation, with Two Intraluminal Devices, Percutaneous Endoscopic Approach	Percutaneous transluminal coronary angioplasty [PTCA]
02704EZ	0066	Dilation of Coronary Artery, One Artery with Two Intraluminal Devices, Percutaneous Endoscopic Approach	Percutaneous transluminal coronary angioplasty [PTCA]
02704F6	0066	Dilation of Coronary Artery, One Artery, Bifurcation, with Three Intraluminal Devices, Percutaneous Endoscopic Approach	Percutaneous transluminal coronary angioplasty [PTCA]
02704FZ	0066	Dilation of Coronary Artery, One Artery with Three Intraluminal Devices, Percutaneous Endoscopic Approach	Percutaneous transluminal coronary angioplasty [PTCA]
02704G6	0066	Dilation of Coronary Artery, One Artery, Bifurcation, with Four or More Intraluminal Devices, Percutaneous Endoscopic Approach	Percutaneous transluminal coronary angioplasty [PTCA]

Appendix A
Dementia risk factors

02704GZ	0066	Dilation of Coronary Artery, One Artery with Four or More Intraluminal Devices, Percutaneous Endoscopic Approach	Percutaneous transluminal coronary angioplasty [PTCA]
02704T6	0066	Dilation of Coronary Artery, One Artery, Bifurcation, with Radioactive Intraluminal Device, Percutaneous Endoscopic Approach	Percutaneous transluminal coronary angioplasty [PTCA]
02704TZ	0066	Dilation of Coronary Artery, One Artery with Radioactive Intraluminal Device, Percutaneous Endoscopic Approach	Percutaneous transluminal coronary angioplasty [PTCA]
02704Z6	0066	Dilation of Coronary Artery, One Artery, Bifurcation, Percutaneous Endoscopic Approach	Percutaneous transluminal coronary angioplasty [PTCA]
02704ZZ	0066	Dilation of Coronary Artery, One Artery, Percutaneous Endoscopic Approach	Percutaneous transluminal coronary angioplasty [PTCA]
0271346	0066	Dilation of Coronary Artery, Two Arteries, Bifurcation, with Drug-eluting Intraluminal Device, Percutaneous Approach	Percutaneous transluminal coronary angioplasty [PTCA]
027134Z	0066	Dilation of Coronary Artery, Two Arteries with Drug-eluting Intraluminal Device, Percutaneous Approach	Percutaneous transluminal coronary angioplasty [PTCA]
0271356	0066	Dilation of Coronary Artery, Two Arteries, Bifurcation, with Two Drug-eluting Intraluminal Devices, Percutaneous Approach	Percutaneous transluminal coronary angioplasty [PTCA]
027135Z	0066	Dilation of Coronary Artery, Two Arteries with Two Drug-eluting Intraluminal Devices, Percutaneous Approach	Percutaneous transluminal coronary angioplasty [PTCA]
0271366	0066	Dilation of Coronary Artery, Two Arteries, Bifurcation, with Three Drug-eluting Intraluminal Devices, Percutaneous Approach	Percutaneous transluminal coronary angioplasty [PTCA]
027136Z	0066	Dilation of Coronary Artery, Two Arteries with Three Drug-eluting Intraluminal Devices, Percutaneous Approach	Percutaneous transluminal coronary angioplasty [PTCA]
0271376	0066	Dilation of Coronary Artery, Two Arteries, Bifurcation, with Four or More Drug-eluting Intraluminal Devices, Percutaneous Approach	Percutaneous transluminal coronary angioplasty [PTCA]

Appendix A
Dementia risk factors

027137Z	0066	Dilation of Coronary Artery, Two Arteries with Four or More Drug-eluting Intraluminal Devices, Percutaneous Approach	Percutaneous transluminal coronary angioplasty [PTCA]
02713D6	0066	Dilation of Coronary Artery, Two Arteries, Bifurcation, with Intraluminal Device, Percutaneous Approach	Percutaneous transluminal coronary angioplasty [PTCA]
02713DZ	0066	Dilation of Coronary Artery, Two Arteries with Intraluminal Device, Percutaneous Approach	Percutaneous transluminal coronary angioplasty [PTCA]
02713E6	0066	Dilation of Coronary Artery, Two Arteries, Bifurcation, with Two Intraluminal Devices, Percutaneous Approach	Percutaneous transluminal coronary angioplasty [PTCA]
02713EZ	0066	Dilation of Coronary Artery, Two Arteries with Two Intraluminal Devices, Percutaneous Approach	Percutaneous transluminal coronary angioplasty [PTCA]
02713F6	0066	Dilation of Coronary Artery, Two Arteries, Bifurcation, with Three Intraluminal Devices, Percutaneous Approach	Percutaneous transluminal coronary angioplasty [PTCA]
02713FZ	0066	Dilation of Coronary Artery, Two Arteries with Three Intraluminal Devices, Percutaneous Approach	Percutaneous transluminal coronary angioplasty [PTCA]
02713G6	0066	Dilation of Coronary Artery, Two Arteries, Bifurcation, with Four or More Intraluminal Devices, Percutaneous Approach	Percutaneous transluminal coronary angioplasty [PTCA]
02713GZ	0066	Dilation of Coronary Artery, Two Arteries with Four or More Intraluminal Devices, Percutaneous Approach	Percutaneous transluminal coronary angioplasty [PTCA]
02713T6	0066	Dilation of Coronary Artery, Two Arteries, Bifurcation, with Radioactive Intraluminal Device, Percutaneous Approach	Percutaneous transluminal coronary angioplasty [PTCA]
02713TZ	0066	Dilation of Coronary Artery, Two Arteries with Radioactive Intraluminal Device, Percutaneous Approach	Percutaneous transluminal coronary angioplasty [PTCA]
02713Z6	0066	Dilation of Coronary Artery, Two Arteries, Bifurcation, Percutaneous Approach	Percutaneous transluminal coronary angioplasty [PTCA]

Appendix A
Dementia risk factors

02713ZZ	0066	Dilation of Coronary Artery, Two Arteries, Percutaneous Approach	Percutaneous transluminal coronary angioplasty [PTCA]
0271446	0066	Dilation of Coronary Artery, Two Arteries, Bifurcation, with Drug-eluting Intraluminal Device, Percutaneous Endoscopic Approach	Percutaneous transluminal coronary angioplasty [PTCA]
027144Z	0066	Dilation of Coronary Artery, Two Arteries with Drug-eluting Intraluminal Device, Percutaneous Endoscopic Approach	Percutaneous transluminal coronary angioplasty [PTCA]
0271456	0066	Dilation of Coronary Artery, Two Arteries, Bifurcation, with Two Drug-eluting Intraluminal Devices, Percutaneous Endoscopic Approach	Percutaneous transluminal coronary angioplasty [PTCA]
027145Z	0066	Dilation of Coronary Artery, Two Arteries with Two Drug-eluting Intraluminal Devices, Percutaneous Endoscopic Approach	Percutaneous transluminal coronary angioplasty [PTCA]
0271466	0066	Dilation of Coronary Artery, Two Arteries, Bifurcation, with Three Drug-eluting Intraluminal Devices, Percutaneous Endoscopic Approach	Percutaneous transluminal coronary angioplasty [PTCA]
027146Z	0066	Dilation of Coronary Artery, Two Arteries with Three Drug-eluting Intraluminal Devices, Percutaneous Endoscopic Approach	Percutaneous transluminal coronary angioplasty [PTCA]
0271476	0066	Dilation of Coronary Artery, Two Arteries, Bifurcation, with Four or More Drug-eluting Intraluminal Devices, Percutaneous Endoscopic Approach	Percutaneous transluminal coronary angioplasty [PTCA]
027147Z	0066	Dilation of Coronary Artery, Two Arteries with Four or More Drug-eluting Intraluminal Devices, Percutaneous Endoscopic Approach	Percutaneous transluminal coronary angioplasty [PTCA]
02714D6	0066	Dilation of Coronary Artery, Two Arteries, Bifurcation, with Intraluminal Device, Percutaneous Endoscopic Approach	Percutaneous transluminal coronary angioplasty [PTCA]
02714DZ	0066	Dilation of Coronary Artery, Two Arteries with Intraluminal Device, Percutaneous Endoscopic Approach	Percutaneous transluminal coronary angioplasty [PTCA]
02714E6	0066	Dilation of Coronary Artery, Two Arteries, Bifurcation, with Two Intraluminal Devices, Percutaneous Endoscopic Approach	Percutaneous transluminal coronary angioplasty [PTCA]

Appendix A
Dementia risk factors

02714EZ	0066	Dilation of Coronary Artery, Two Arteries with Two Intraluminal Devices, Percutaneous Endoscopic Approach	Percutaneous transluminal coronary angioplasty [PTCA]
02714F6	0066	Dilation of Coronary Artery, Two Arteries, Bifurcation, with Three Intraluminal Devices, Percutaneous Endoscopic Approach	Percutaneous transluminal coronary angioplasty [PTCA]
02714FZ	0066	Dilation of Coronary Artery, Two Arteries with Three Intraluminal Devices, Percutaneous Endoscopic Approach	Percutaneous transluminal coronary angioplasty [PTCA]
02714G6	0066	Dilation of Coronary Artery, Two Arteries, Bifurcation, with Four or More Intraluminal Devices, Percutaneous Endoscopic Approach	Percutaneous transluminal coronary angioplasty [PTCA]
02714GZ	0066	Dilation of Coronary Artery, Two Arteries with Four or More Intraluminal Devices, Percutaneous Endoscopic Approach	Percutaneous transluminal coronary angioplasty [PTCA]
02714T6	0066	Dilation of Coronary Artery, Two Arteries, Bifurcation, with Radioactive Intraluminal Device, Percutaneous Endoscopic Approach	Percutaneous transluminal coronary angioplasty [PTCA]
02714TZ	0066	Dilation of Coronary Artery, Two Arteries with Radioactive Intraluminal Device, Percutaneous Endoscopic Approach	Percutaneous transluminal coronary angioplasty [PTCA]
02714Z6	0066	Dilation of Coronary Artery, Two Arteries, Bifurcation, Percutaneous Endoscopic Approach	Percutaneous transluminal coronary angioplasty [PTCA]
02714ZZ	0066	Dilation of Coronary Artery, Two Arteries, Percutaneous Endoscopic Approach	Percutaneous transluminal coronary angioplasty [PTCA]
0272346	0066	Dilation of Coronary Artery, Three Arteries, Bifurcation, with Drug-eluting Intraluminal Device, Percutaneous Approach	Percutaneous transluminal coronary angioplasty [PTCA]
027234Z	0066	Dilation of Coronary Artery, Three Arteries with Drug-eluting Intraluminal Device, Percutaneous Approach	Percutaneous transluminal coronary angioplasty [PTCA]
0272356	0066	Dilation of Coronary Artery, Three Arteries, Bifurcation, with Two Drug-eluting Intraluminal Devices, Percutaneous Approach	Percutaneous transluminal coronary angioplasty [PTCA]

Appendix A
Dementia risk factors

027235Z	0066	Dilation of Coronary Artery, Three Arteries with Two Drug-eluting Intraluminal Devices, Percutaneous Approach	Percutaneous transluminal coronary angioplasty [PTCA]
0272366	0066	Dilation of Coronary Artery, Three Arteries, Bifurcation, with Three Drug-eluting Intraluminal Devices, Percutaneous Approach	Percutaneous transluminal coronary angioplasty [PTCA]
027236Z	0066	Dilation of Coronary Artery, Three Arteries with Three Drug-eluting Intraluminal Devices, Percutaneous Approach	Percutaneous transluminal coronary angioplasty [PTCA]
0272376	0066	Dilation of Coronary Artery, Three Arteries, Bifurcation, with Four or More Drug-eluting Intraluminal Devices, Percutaneous Approach	Percutaneous transluminal coronary angioplasty [PTCA]
027237Z	0066	Dilation of Coronary Artery, Three Arteries with Four or More Drug-eluting Intraluminal Devices, Percutaneous Approach	Percutaneous transluminal coronary angioplasty [PTCA]
02723D6	0066	Dilation of Coronary Artery, Three Arteries, Bifurcation, with Intraluminal Device, Percutaneous Approach	Percutaneous transluminal coronary angioplasty [PTCA]
02723DZ	0066	Dilation of Coronary Artery, Three Arteries with Intraluminal Device, Percutaneous Approach	Percutaneous transluminal coronary angioplasty [PTCA]
02723E6	0066	Dilation of Coronary Artery, Three Arteries, Bifurcation, with Two Intraluminal Devices, Percutaneous Approach	Percutaneous transluminal coronary angioplasty [PTCA]
02723EZ	0066	Dilation of Coronary Artery, Three Arteries with Two Intraluminal Devices, Percutaneous Approach	Percutaneous transluminal coronary angioplasty [PTCA]
02723F6	0066	Dilation of Coronary Artery, Three Arteries, Bifurcation, with Three Intraluminal Devices, Percutaneous Approach	Percutaneous transluminal coronary angioplasty [PTCA]
02723FZ	0066	Dilation of Coronary Artery, Three Arteries with Three Intraluminal Devices, Percutaneous Approach	Percutaneous transluminal coronary angioplasty [PTCA]
02723G6	0066	Dilation of Coronary Artery, Three Arteries, Bifurcation, with Four or More Intraluminal Devices, Percutaneous Approach	Percutaneous transluminal coronary angioplasty [PTCA]

Appendix A
Dementia risk factors

02723GZ	0066	Dilation of Coronary Artery, Three Arteries with Four or More Intraluminal Devices, Percutaneous Approach	Percutaneous transluminal coronary angioplasty [PTCA]
02723T6	0066	Dilation of Coronary Artery, Three Arteries, Bifurcation, with Radioactive Intraluminal Device, Percutaneous Approach	Percutaneous transluminal coronary angioplasty [PTCA]
02723TZ	0066	Dilation of Coronary Artery, Three Arteries with Radioactive Intraluminal Device, Percutaneous Approach	Percutaneous transluminal coronary angioplasty [PTCA]
02723Z6	0066	Dilation of Coronary Artery, Three Arteries, Bifurcation, Percutaneous Approach	Percutaneous transluminal coronary angioplasty [PTCA]
02723ZZ	0066	Dilation of Coronary Artery, Three Arteries, Percutaneous Approach	Percutaneous transluminal coronary angioplasty [PTCA]
0272446	0066	Dilation of Coronary Artery, Three Arteries, Bifurcation, with Drug-eluting Intraluminal Device, Percutaneous Endoscopic Approach	Percutaneous transluminal coronary angioplasty [PTCA]
027244Z	0066	Dilation of Coronary Artery, Three Arteries with Drug-eluting Intraluminal Device, Percutaneous Endoscopic Approach	Percutaneous transluminal coronary angioplasty [PTCA]
0272456	0066	Dilation of Coronary Artery, Three Arteries, Bifurcation, with Two Drug-eluting Intraluminal Devices, Percutaneous Endoscopic Approach	Percutaneous transluminal coronary angioplasty [PTCA]
027245Z	0066	Dilation of Coronary Artery, Three Arteries with Two Drug-eluting Intraluminal Devices, Percutaneous Endoscopic Approach	Percutaneous transluminal coronary angioplasty [PTCA]
0272466	0066	Dilation of Coronary Artery, Three Arteries, Bifurcation, with Three Drug-eluting Intraluminal Devices, Percutaneous Endoscopic Approach	Percutaneous transluminal coronary angioplasty [PTCA]
027246Z	0066	Dilation of Coronary Artery, Three Arteries with Three Drug-eluting Intraluminal Devices, Percutaneous Endoscopic Approach	Percutaneous transluminal coronary angioplasty [PTCA]
0272476	0066	Dilation of Coronary Artery, Three Arteries, Bifurcation, with Four or More Drug-eluting Intraluminal Devices, Percutaneous Endoscopic Approach	Percutaneous transluminal coronary angioplasty [PTCA]

Appendix A
Dementia risk factors

027247Z	0066	Dilation of Coronary Artery, Three Arteries with Four or More Drug-eluting Intraluminal Devices, Percutaneous Endoscopic Approach	Percutaneous transluminal coronary angioplasty [PTCA]
02724D6	0066	Dilation of Coronary Artery, Three Arteries, Bifurcation, with Intraluminal Device, Percutaneous Endoscopic Approach	Percutaneous transluminal coronary angioplasty [PTCA]
02724DZ	0066	Dilation of Coronary Artery, Three Arteries with Intraluminal Device, Percutaneous Endoscopic Approach	Percutaneous transluminal coronary angioplasty [PTCA]
02724E6	0066	Dilation of Coronary Artery, Three Arteries, Bifurcation, with Two Intraluminal Devices, Percutaneous Endoscopic Approach	Percutaneous transluminal coronary angioplasty [PTCA]
02724EZ	0066	Dilation of Coronary Artery, Three Arteries with Two Intraluminal Devices, Percutaneous Endoscopic Approach	Percutaneous transluminal coronary angioplasty [PTCA]
02724F6	0066	Dilation of Coronary Artery, Three Arteries, Bifurcation, with Three Intraluminal Devices, Percutaneous Endoscopic Approach	Percutaneous transluminal coronary angioplasty [PTCA]
02724FZ	0066	Dilation of Coronary Artery, Three Arteries with Three Intraluminal Devices, Percutaneous Endoscopic Approach	Percutaneous transluminal coronary angioplasty [PTCA]
02724G6	0066	Dilation of Coronary Artery, Three Arteries, Bifurcation, with Four or More Intraluminal Devices, Percutaneous Endoscopic Approach	Percutaneous transluminal coronary angioplasty [PTCA]
02724GZ	0066	Dilation of Coronary Artery, Three Arteries with Four or More Intraluminal Devices, Percutaneous Endoscopic Approach	Percutaneous transluminal coronary angioplasty [PTCA]
02724T6	0066	Dilation of Coronary Artery, Three Arteries, Bifurcation, with Radioactive Intraluminal Device, Percutaneous Endoscopic Approach	Percutaneous transluminal coronary angioplasty [PTCA]
02724TZ	0066	Dilation of Coronary Artery, Three Arteries with Radioactive Intraluminal Device, Percutaneous Endoscopic Approach	Percutaneous transluminal coronary angioplasty [PTCA]
02724Z6	0066	Dilation of Coronary Artery, Three Arteries, Bifurcation, Percutaneous Endoscopic Approach	Percutaneous transluminal coronary angioplasty [PTCA]

Appendix A
Dementia risk factors

02724ZZ	0066	Dilation of Coronary Artery, Three Arteries, Percutaneous Endoscopic Approach	Percutaneous transluminal coronary angioplasty [PTCA]
0273346	0066	Dilation of Coronary Artery, Four or More Arteries, Bifurcation, with Drug-eluting Intraluminal Device, Percutaneous Approach	Percutaneous transluminal coronary angioplasty [PTCA]
027334Z	0066	Dilation of Coronary Artery, Four or More Arteries with Drug-eluting Intraluminal Device, Percutaneous Approach	Percutaneous transluminal coronary angioplasty [PTCA]
0273356	0066	Dilation of Coronary Artery, Four or More Arteries, Bifurcation, with Two Drug-eluting Intraluminal Devices, Percutaneous Approach	Percutaneous transluminal coronary angioplasty [PTCA]
027335Z	0066	Dilation of Coronary Artery, Four or More Arteries with Two Drug-eluting Intraluminal Devices, Percutaneous Approach	Percutaneous transluminal coronary angioplasty [PTCA]
0273366	0066	Dilation of Coronary Artery, Four or More Arteries, Bifurcation, with Three Drug-eluting Intraluminal Devices, Percutaneous Approach	Percutaneous transluminal coronary angioplasty [PTCA]
027336Z	0066	Dilation of Coronary Artery, Four or More Arteries with Three Drug-eluting Intraluminal Devices, Percutaneous Approach	Percutaneous transluminal coronary angioplasty [PTCA]
0273376	0066	Dilation of Coronary Artery, Four or More Arteries, Bifurcation, with Four or More Drug-eluting Intraluminal Devices, Percutaneous Approach	Percutaneous transluminal coronary angioplasty [PTCA]
027337Z	0066	Dilation of Coronary Artery, Four or More Arteries with Four or More Drug-eluting Intraluminal Devices, Percutaneous Approach	Percutaneous transluminal coronary angioplasty [PTCA]
02733D6	0066	Dilation of Coronary Artery, Four or More Arteries, Bifurcation, with Intraluminal Device, Percutaneous Approach	Percutaneous transluminal coronary angioplasty [PTCA]
02733DZ	0066	Dilation of Coronary Artery, Four or More Arteries with Intraluminal Device, Percutaneous Approach	Percutaneous transluminal coronary angioplasty [PTCA]
02733E6	0066	Dilation of Coronary Artery, Four or More Arteries, Bifurcation, with Two Intraluminal Devices, Percutaneous Approach	Percutaneous transluminal coronary angioplasty [PTCA]

Appendix A
Dementia risk factors

02733EZ	0066	Dilation of Coronary Artery, Four or More Arteries with Two Intraluminal Devices, Percutaneous Approach	Percutaneous transluminal coronary angioplasty [PTCA]
02733F6	0066	Dilation of Coronary Artery, Four or More Arteries, Bifurcation, with Three Intraluminal Devices, Percutaneous Approach	Percutaneous transluminal coronary angioplasty [PTCA]
02733FZ	0066	Dilation of Coronary Artery, Four or More Arteries with Three Intraluminal Devices, Percutaneous Approach	Percutaneous transluminal coronary angioplasty [PTCA]
02733G6	0066	Dilation of Coronary Artery, Four or More Arteries, Bifurcation, with Four or More Intraluminal Devices, Percutaneous Approach	Percutaneous transluminal coronary angioplasty [PTCA]
02733GZ	0066	Dilation of Coronary Artery, Four or More Arteries with Four or More Intraluminal Devices, Percutaneous Approach	Percutaneous transluminal coronary angioplasty [PTCA]
02733T6	0066	Dilation of Coronary Artery, Four or More Arteries, Bifurcation, with Radioactive Intraluminal Device, Percutaneous Approach	Percutaneous transluminal coronary angioplasty [PTCA]
02733TZ	0066	Dilation of Coronary Artery, Four or More Arteries with Radioactive Intraluminal Device, Percutaneous Approach	Percutaneous transluminal coronary angioplasty [PTCA]
02733Z6	0066	Dilation of Coronary Artery, Four or More Arteries, Bifurcation, Percutaneous Approach	Percutaneous transluminal coronary angioplasty [PTCA]
02733ZZ	0066	Dilation of Coronary Artery, Four or More Arteries, Percutaneous Approach	Percutaneous transluminal coronary angioplasty [PTCA]
0273446	0066	Dilation of Coronary Artery, Four or More Arteries, Bifurcation, with Drug-eluting Intraluminal Device, Percutaneous Endoscopic Approach	Percutaneous transluminal coronary angioplasty [PTCA]
027344Z	0066	Dilation of Coronary Artery, Four or More Arteries with Drug-eluting Intraluminal Device, Percutaneous Endoscopic Approach	Percutaneous transluminal coronary angioplasty [PTCA]
0273456	0066	Dilation of Coronary Artery, Four or More Arteries, Bifurcation, with Two Drug-eluting Intraluminal Devices, Percutaneous Endoscopic Approach	Percutaneous transluminal coronary angioplasty [PTCA]

Appendix A
Dementia risk factors

027345Z	0066	Dilation of Coronary Artery, Four or More Arteries with Two Drug-eluting Intraluminal Devices, Percutaneous Endoscopic Approach	Percutaneous transluminal coronary angioplasty [PTCA]
0273466	0066	Dilation of Coronary Artery, Four or More Arteries, Bifurcation, with Three Drug-eluting Intraluminal Devices, Percutaneous Endoscopic Approach	Percutaneous transluminal coronary angioplasty [PTCA]
027346Z	0066	Dilation of Coronary Artery, Four or More Arteries with Three Drug-eluting Intraluminal Devices, Percutaneous Endoscopic Approach	Percutaneous transluminal coronary angioplasty [PTCA]
0273476	0066	Dilation of Coronary Artery, Four or More Arteries, Bifurcation, with Four or More Drug-eluting Intraluminal Devices, Percutaneous Endoscopic Approach	Percutaneous transluminal coronary angioplasty [PTCA]
027347Z	0066	Dilation of Coronary Artery, Four or More Arteries with Four or More Drug-eluting Intraluminal Devices, Percutaneous Endoscopic Approach	Percutaneous transluminal coronary angioplasty [PTCA]
02734D6	0066	Dilation of Coronary Artery, Four or More Arteries, Bifurcation, with Intraluminal Device, Percutaneous Endoscopic Approach	Percutaneous transluminal coronary angioplasty [PTCA]
02734DZ	0066	Dilation of Coronary Artery, Four or More Arteries with Intraluminal Device, Percutaneous Endoscopic Approach	Percutaneous transluminal coronary angioplasty [PTCA]
02734E6	0066	Dilation of Coronary Artery, Four or More Arteries, Bifurcation, with Two Intraluminal Devices, Percutaneous Endoscopic Approach	Percutaneous transluminal coronary angioplasty [PTCA]
02734EZ	0066	Dilation of Coronary Artery, Four or More Arteries with Two Intraluminal Devices, Percutaneous Endoscopic Approach	Percutaneous transluminal coronary angioplasty [PTCA]
02734F6	0066	Dilation of Coronary Artery, Four or More Arteries, Bifurcation, with Three Intraluminal Devices, Percutaneous Endoscopic Approach	Percutaneous transluminal coronary angioplasty [PTCA]
02734FZ	0066	Dilation of Coronary Artery, Four or More Arteries with Three Intraluminal Devices, Percutaneous Endoscopic Approach	Percutaneous transluminal coronary angioplasty [PTCA]
02734G6	0066	Dilation of Coronary Artery, Four or More Arteries, Bifurcation, with Four or More Intraluminal Devices, Percutaneous Endoscopic Approach	Percutaneous transluminal coronary angioplasty [PTCA]

Appendix A
Dementia risk factors

02734GZ	0066	Dilation of Coronary Artery, Four or More Arteries with Four or More Intraluminal Devices, Percutaneous Endoscopic Approach	Percutaneous transluminal coronary angioplasty [PTCA]
02734T6	0066	Dilation of Coronary Artery, Four or More Arteries, Bifurcation, with Radioactive Intraluminal Device, Percutaneous Endoscopic Approach	Percutaneous transluminal coronary angioplasty [PTCA]
02734TZ	0066	Dilation of Coronary Artery, Four or More Arteries with Radioactive Intraluminal Device, Percutaneous Endoscopic Approach	Percutaneous transluminal coronary angioplasty [PTCA]
02734Z6	0066	Dilation of Coronary Artery, Four or More Arteries, Bifurcation, Percutaneous Endoscopic Approach	Percutaneous transluminal coronary angioplasty [PTCA]
02734ZZ	0066	Dilation of Coronary Artery, Four or More Arteries, Percutaneous Endoscopic Approach	Percutaneous transluminal coronary angioplasty [PTCA]
0270046	3603	Dilation of Coronary Artery, One Artery, Bifurcation, with Drug-eluting Intraluminal Device, Open Approach	Open chest coronary artery angioplasty
027004Z	3603	Dilation of Coronary Artery, One Artery with Drug-eluting Intraluminal Device, Open Approach	Open chest coronary artery angioplasty
0270056	3603	Dilation of Coronary Artery, One Artery, Bifurcation, with Two Drug-eluting Intraluminal Devices, Open Approach	Open chest coronary artery angioplasty
027005Z	3603	Dilation of Coronary Artery, One Artery with Two Drug-eluting Intraluminal Devices, Open Approach	Open chest coronary artery angioplasty
0270066	3603	Dilation of Coronary Artery, One Artery, Bifurcation, with Three Drug-eluting Intraluminal Devices, Open Approach	Open chest coronary artery angioplasty
027006Z	3603	Dilation of Coronary Artery, One Artery with Three Drug-eluting Intraluminal Devices, Open Approach	Open chest coronary artery angioplasty
0270076	3603	Dilation of Coronary Artery, One Artery, Bifurcation, with Four or More Drug-eluting Intraluminal Devices, Open Approach	Open chest coronary artery angioplasty
027007Z	3603	Dilation of Coronary Artery, One Artery with Four or More Drug-eluting Intraluminal Devices, Open Approach	Open chest coronary artery angioplasty
02700D6	3603	Dilation of Coronary Artery, One Artery, Bifurcation, with Intraluminal Device, Open Approach	Open chest coronary artery angioplasty
02700DZ	3603	Dilation of Coronary Artery, One Artery with Intraluminal Device, Open Approach	Open chest coronary artery angioplasty
02700E6	3603	Dilation of Coronary Artery, One Artery, Bifurcation, with Two Intraluminal Devices, Open Approach	Open chest coronary artery angioplasty
02700EZ	3603	Dilation of Coronary Artery, One Artery with Two Intraluminal Devices, Open Approach	Open chest coronary artery angioplasty

Appendix A
Dementia risk factors

02700F6	3603	Dilation of Coronary Artery, One Artery, Bifurcation, with Three Intraluminal Devices, Open Approach	Open chest coronary artery angioplasty
02700FZ	3603	Dilation of Coronary Artery, One Artery with Three Intraluminal Devices, Open Approach	Open chest coronary artery angioplasty
02700G6	3603	Dilation of Coronary Artery, One Artery, Bifurcation, with Four or More Intraluminal Devices, Open Approach	Open chest coronary artery angioplasty
02700GZ	3603	Dilation of Coronary Artery, One Artery with Four or More Intraluminal Devices, Open Approach	Open chest coronary artery angioplasty
02700T6	3603	Dilation of Coronary Artery, One Artery, Bifurcation, with Radioactive Intraluminal Device, Open Approach	Open chest coronary artery angioplasty
02700TZ	3603	Dilation of Coronary Artery, One Artery with Radioactive Intraluminal Device, Open Approach	Open chest coronary artery angioplasty
02700Z6	3603	Dilation of Coronary Artery, One Artery, Bifurcation, Open Approach	Open chest coronary artery angioplasty
02700ZZ	3603	Dilation of Coronary Artery, One Artery, Open Approach	Open chest coronary artery angioplasty
0271046	3603	Dilation of Coronary Artery, Two Arteries, Bifurcation, with Drug-eluting Intraluminal Device, Open Approach	Open chest coronary artery angioplasty
027104Z	3603	Dilation of Coronary Artery, Two Arteries with Drug-eluting Intraluminal Device, Open Approach	Open chest coronary artery angioplasty
0271056	3603	Dilation of Coronary Artery, Two Arteries, Bifurcation, with Two Drug-eluting Intraluminal Devices, Open Approach	Open chest coronary artery angioplasty
027105Z	3603	Dilation of Coronary Artery, Two Arteries with Two Drug-eluting Intraluminal Devices, Open Approach	Open chest coronary artery angioplasty
0271066	3603	Dilation of Coronary Artery, Two Arteries, Bifurcation, with Three Drug-eluting Intraluminal Devices, Open Approach	Open chest coronary artery angioplasty
027106Z	3603	Dilation of Coronary Artery, Two Arteries with Three Drug-eluting Intraluminal Devices, Open Approach	Open chest coronary artery angioplasty
0271076	3603	Dilation of Coronary Artery, Two Arteries, Bifurcation, with Four or More Drug-eluting Intraluminal Devices, Open Approach	Open chest coronary artery angioplasty
027107Z	3603	Dilation of Coronary Artery, Two Arteries with Four or More Drug-eluting Intraluminal Devices, Open Approach	Open chest coronary artery angioplasty
02710D6	3603	Dilation of Coronary Artery, Two Arteries, Bifurcation, with Intraluminal Device, Open Approach	Open chest coronary artery angioplasty
02710DZ	3603	Dilation of Coronary Artery, Two Arteries with Intraluminal Device, Open Approach	Open chest coronary artery angioplasty
02710E6	3603	Dilation of Coronary Artery, Two Arteries, Bifurcation, with Two Intraluminal Devices, Open Approach	Open chest coronary artery angioplasty
02710EZ	3603	Dilation of Coronary Artery, Two Arteries with Two Intraluminal Devices, Open Approach	Open chest coronary artery angioplasty

Appendix A
Dementia risk factors

02710F6	3603	Dilation of Coronary Artery, Two Arteries, Bifurcation, with Three Intraluminal Devices, Open Approach	Open chest coronary artery angioplasty
02710FZ	3603	Dilation of Coronary Artery, Two Arteries with Three Intraluminal Devices, Open Approach	Open chest coronary artery angioplasty
02710G6	3603	Dilation of Coronary Artery, Two Arteries, Bifurcation, with Four or More Intraluminal Devices, Open Approach	Open chest coronary artery angioplasty
02710GZ	3603	Dilation of Coronary Artery, Two Arteries with Four or More Intraluminal Devices, Open Approach	Open chest coronary artery angioplasty
02710T6	3603	Dilation of Coronary Artery, Two Arteries, Bifurcation, with Radioactive Intraluminal Device, Open Approach	Open chest coronary artery angioplasty
02710TZ	3603	Dilation of Coronary Artery, Two Arteries with Radioactive Intraluminal Device, Open Approach	Open chest coronary artery angioplasty
02710Z6	3603	Dilation of Coronary Artery, Two Arteries, Bifurcation, Open Approach	Open chest coronary artery angioplasty
02710ZZ	3603	Dilation of Coronary Artery, Two Arteries, Open Approach	Open chest coronary artery angioplasty
0272046	3603	Dilation of Coronary Artery, Three Arteries, Bifurcation, with Drug-eluting Intraluminal Device, Open Approach	Open chest coronary artery angioplasty
027204Z	3603	Dilation of Coronary Artery, Three Arteries with Drug-eluting Intraluminal Device, Open Approach	Open chest coronary artery angioplasty
0272056	3603	Dilation of Coronary Artery, Three Arteries, Bifurcation, with Two Drug-eluting Intraluminal Devices, Open Approach	Open chest coronary artery angioplasty
027205Z	3603	Dilation of Coronary Artery, Three Arteries with Two Drug-eluting Intraluminal Devices, Open Approach	Open chest coronary artery angioplasty
0272066	3603	Dilation of Coronary Artery, Three Arteries, Bifurcation, with Three Drug-eluting Intraluminal Devices, Open Approach	Open chest coronary artery angioplasty
027206Z	3603	Dilation of Coronary Artery, Three Arteries with Three Drug-eluting Intraluminal Devices, Open Approach	Open chest coronary artery angioplasty
0272076	3603	Dilation of Coronary Artery, Three Arteries, Bifurcation, with Four or More Drug-eluting Intraluminal Devices, Open Approach	Open chest coronary artery angioplasty
027207Z	3603	Dilation of Coronary Artery, Three Arteries with Four or More Drug-eluting Intraluminal Devices, Open Approach	Open chest coronary artery angioplasty
02720D6	3603	Dilation of Coronary Artery, Three Arteries, Bifurcation, with Intraluminal Device, Open Approach	Open chest coronary artery angioplasty
02720DZ	3603	Dilation of Coronary Artery, Three Arteries with Intraluminal Device, Open Approach	Open chest coronary artery angioplasty
02720E6	3603	Dilation of Coronary Artery, Three Arteries, Bifurcation, with Two Intraluminal Devices, Open Approach	Open chest coronary artery angioplasty
02720EZ	3603	Dilation of Coronary Artery, Three Arteries with Two Intraluminal Devices, Open Approach	Open chest coronary artery angioplasty

Appendix A
Dementia risk factors

02720F6	3603	Dilation of Coronary Artery, Three Arteries, Bifurcation, with Three Intraluminal Devices, Open Approach	Open chest coronary artery angioplasty
02720FZ	3603	Dilation of Coronary Artery, Three Arteries with Three Intraluminal Devices, Open Approach	Open chest coronary artery angioplasty
02720G6	3603	Dilation of Coronary Artery, Three Arteries, Bifurcation, with Four or More Intraluminal Devices, Open Approach	Open chest coronary artery angioplasty
02720GZ	3603	Dilation of Coronary Artery, Three Arteries with Four or More Intraluminal Devices, Open Approach	Open chest coronary artery angioplasty
02720T6	3603	Dilation of Coronary Artery, Three Arteries, Bifurcation, with Radioactive Intraluminal Device, Open Approach	Open chest coronary artery angioplasty
02720TZ	3603	Dilation of Coronary Artery, Three Arteries with Radioactive Intraluminal Device, Open Approach	Open chest coronary artery angioplasty
02720Z6	3603	Dilation of Coronary Artery, Three Arteries, Bifurcation, Open Approach	Open chest coronary artery angioplasty
02720ZZ	3603	Dilation of Coronary Artery, Three Arteries, Open Approach	Open chest coronary artery angioplasty
0273046	3603	Dilation of Coronary Artery, Four or More Arteries, Bifurcation, with Drug-eluting Intraluminal Device, Open Approach	Open chest coronary artery angioplasty
027304Z	3603	Dilation of Coronary Artery, Four or More Arteries with Drug-eluting Intraluminal Device, Open Approach	Open chest coronary artery angioplasty
0273056	3603	Dilation of Coronary Artery, Four or More Arteries, Bifurcation, with Two Drug-eluting Intraluminal Devices, Open Approach	Open chest coronary artery angioplasty
027305Z	3603	Dilation of Coronary Artery, Four or More Arteries with Two Drug-eluting Intraluminal Devices, Open Approach	Open chest coronary artery angioplasty
0273066	3603	Dilation of Coronary Artery, Four or More Arteries, Bifurcation, with Three Drug-eluting Intraluminal Devices, Open Approach	Open chest coronary artery angioplasty
027306Z	3603	Dilation of Coronary Artery, Four or More Arteries with Three Drug-eluting Intraluminal Devices, Open Approach	Open chest coronary artery angioplasty
0273076	3603	Dilation of Coronary Artery, Four or More Arteries, Bifurcation, with Four or More Drug-eluting Intraluminal Devices, Open Approach	Open chest coronary artery angioplasty
027307Z	3603	Dilation of Coronary Artery, Four or More Arteries with Four or More Drug-eluting Intraluminal Devices, Open Approach	Open chest coronary artery angioplasty
02730D6	3603	Dilation of Coronary Artery, Four or More Arteries, Bifurcation, with Intraluminal Device, Open Approach	Open chest coronary artery angioplasty
02730DZ	3603	Dilation of Coronary Artery, Four or More Arteries with Intraluminal Device, Open Approach	Open chest coronary artery angioplasty
02730E6	3603	Dilation of Coronary Artery, Four or More Arteries, Bifurcation, with Two Intraluminal Devices, Open Approach	Open chest coronary artery angioplasty
02730EZ	3603	Dilation of Coronary Artery, Four or More Arteries with Two Intraluminal Devices, Open Approach	Open chest coronary artery angioplasty

Appendix A
Dementia risk factors

02730F6	3603	Dilation of Coronary Artery, Four or More Arteries, Bifurcation, with Three Intraluminal Devices, Open Approach	Open chest coronary artery angioplasty
02730FZ	3603	Dilation of Coronary Artery, Four or More Arteries with Three Intraluminal Devices, Open Approach	Open chest coronary artery angioplasty
02730G6	3603	Dilation of Coronary Artery, Four or More Arteries, Bifurcation, with Four or More Intraluminal Devices, Open Approach	Open chest coronary artery angioplasty
02730GZ	3603	Dilation of Coronary Artery, Four or More Arteries with Four or More Intraluminal Devices, Open Approach	Open chest coronary artery angioplasty
02730T6	3603	Dilation of Coronary Artery, Four or More Arteries, Bifurcation, with Radioactive Intraluminal Device, Open Approach	Open chest coronary artery angioplasty
02730TZ	3603	Dilation of Coronary Artery, Four or More Arteries with Radioactive Intraluminal Device, Open Approach	Open chest coronary artery angioplasty
02730Z6	3603	Dilation of Coronary Artery, Four or More Arteries, Bifurcation, Open Approach	Open chest coronary artery angioplasty
02730ZZ	3603	Dilation of Coronary Artery, Four or More Arteries, Open Approach	Open chest coronary artery angioplasty
02C00Z6	3603	Extirpation of Matter from Coronary Artery, One Artery, Bifurcation, Open Approach	Open chest coronary artery angioplasty
02C00ZZ	3603	Extirpation of Matter from Coronary Artery, One Artery, Open Approach	Open chest coronary artery angioplasty
02C10Z6	3603	Extirpation of Matter from Coronary Artery, Two Arteries, Bifurcation, Open Approach	Open chest coronary artery angioplasty
02C10ZZ	3603	Extirpation of Matter from Coronary Artery, Two Arteries, Open Approach	Open chest coronary artery angioplasty
02C20Z6	3603	Extirpation of Matter from Coronary Artery, Three Arteries, Bifurcation, Open Approach	Open chest coronary artery angioplasty
02C20ZZ	3603	Extirpation of Matter from Coronary Artery, Three Arteries, Open Approach	Open chest coronary artery angioplasty
02C30Z6	3603	Extirpation of Matter from Coronary Artery, Four or More Arteries, Bifurcation, Open Approach	Open chest coronary artery angioplasty
02C30ZZ	3603	Extirpation of Matter from Coronary Artery, Four or More Arteries, Open Approach	Open chest coronary artery angioplasty
02C03Z6	3609	Extirpation of Matter from Coronary Artery, One Artery, Bifurcation, Percutaneous Approach	Other removal of coronary artery obstruction
02C03ZZ	3609	Extirpation of Matter from Coronary Artery, One Artery, Percutaneous Approach	Other removal of coronary artery obstruction
02C04Z6	3609	Extirpation of Matter from Coronary Artery, One Artery, Bifurcation, Percutaneous Endoscopic Approach	Other removal of coronary artery obstruction

Appendix A
Dementia risk factors

02C04ZZ	3609	Extirpation of Matter from Coronary Artery, One Artery, Percutaneous Endoscopic Approach	Other removal of coronary artery obstruction
02C13Z6	3609	Extirpation of Matter from Coronary Artery, Two Arteries, Bifurcation, Percutaneous Approach	Other removal of coronary artery obstruction
02C13ZZ	3609	Extirpation of Matter from Coronary Artery, Two Arteries, Percutaneous Approach	Other removal of coronary artery obstruction
02C14Z6	3609	Extirpation of Matter from Coronary Artery, Two Arteries, Bifurcation, Percutaneous Endoscopic Approach	Other removal of coronary artery obstruction
02C14ZZ	3609	Extirpation of Matter from Coronary Artery, Two Arteries, Percutaneous Endoscopic Approach	Other removal of coronary artery obstruction
02C23Z6	3609	Extirpation of Matter from Coronary Artery, Three Arteries, Bifurcation, Percutaneous Approach	Other removal of coronary artery obstruction
02C23ZZ	3609	Extirpation of Matter from Coronary Artery, Three Arteries, Percutaneous Approach	Other removal of coronary artery obstruction
02C24Z6	3609	Extirpation of Matter from Coronary Artery, Three Arteries, Bifurcation, Percutaneous Endoscopic Approach	Other removal of coronary artery obstruction
02C24ZZ	3609	Extirpation of Matter from Coronary Artery, Three Arteries, Percutaneous Endoscopic Approach	Other removal of coronary artery obstruction
02C33Z6	3609	Extirpation of Matter from Coronary Artery, Four or More Arteries, Bifurcation, Percutaneous Approach	Other removal of coronary artery obstruction
02C33ZZ	3609	Extirpation of Matter from Coronary Artery, Four or More Arteries, Percutaneous Approach	Other removal of coronary artery obstruction
02C34Z6	3609	Extirpation of Matter from Coronary Artery, Four or More Arteries, Bifurcation, Percutaneous Endoscopic Approach	Other removal of coronary artery obstruction
02C34ZZ	3609	Extirpation of Matter from Coronary Artery, Four or More Arteries, Percutaneous Endoscopic Approach	Other removal of coronary artery obstruction
CPT			
33510			
33511			
33512			
33513			
33514			
33515			
33516			
33517			
33518			

Appendix A
Dementia risk factors

33519
33520
33521
33522
33523
33524
33525
33526
33527
33528
33529
33530
33531
33532
33533
33534
33535
33536
33545
33572
CPT
92973
92982
92984
92995
92996
92920
92921
92924
92925
92937
92938
92941
92943
92944

ICD10 Dx	ICD9 Dx	LongDeslCD10	LongDeslCD9
I208	4130	Other forms of angina pectoris	Angina decubitus
I201	4131	Angina pectoris with documented spasm	Prinzmetal angina
I208	4139	Other forms of angina pectoris	Other and unspecified angina pectoris
I209	4139	Angina pectoris, unspecified	Other and unspecified angina pectoris
I25111	4139	Atherosclerotic heart disease of native coronary artery with angina pectoris with documented spasm	Other and unspecified angina pectoris
I25118	4139	Atherosclerotic heart disease of native coronary artery with other forms of angina pectoris	Other and unspecified angina pectoris
I25119	4139	Atherosclerotic heart disease of native coronary artery with unspecified angina pectoris	Other and unspecified angina pectoris
I25701	4139	Atherosclerosis of coronary artery bypass graft(s), unspecified, with angina pectoris with documented spasm	Other and unspecified angina pectoris
I25708	4139	Atherosclerosis of coronary artery bypass graft(s), unspecified, with other forms of angina pectoris	Other and unspecified angina pectoris

Appendix A
Dementia risk factors

I25709	4139	Atherosclerosis of coronary artery bypass graft(s), unspecified, with unspecified angina pectoris	Other and unspecified angina pectoris
I25711	4139	Atherosclerosis of autologous vein coronary artery bypass graft(s) with angina pectoris with documented spasm	Other and unspecified angina pectoris
I25718	4139	Atherosclerosis of autologous vein coronary artery bypass graft(s) with other forms of angina pectoris	Other and unspecified angina pectoris
I25719	4139	Atherosclerosis of autologous vein coronary artery bypass graft(s) with unspecified angina pectoris	Other and unspecified angina pectoris
I25721	4139	Atherosclerosis of autologous artery coronary artery bypass graft(s) with angina pectoris with documented spasm	Other and unspecified angina pectoris
I25728	4139	Atherosclerosis of autologous artery coronary artery bypass graft(s) with other forms of angina pectoris	Other and unspecified angina pectoris
I25729	4139	Atherosclerosis of autologous artery coronary artery bypass graft(s) with unspecified angina pectoris	Other and unspecified angina pectoris
I25731	4139	Atherosclerosis of nonautologous biological coronary artery bypass graft(s) with angina pectoris with documented spasm	Other and unspecified angina pectoris
I25738	4139	Atherosclerosis of nonautologous biological coronary artery bypass graft(s) with other forms of angina pectoris	Other and unspecified angina pectoris
I25739	4139	Atherosclerosis of nonautologous biological coronary artery bypass graft(s) with unspecified angina pectoris	Other and unspecified angina pectoris
I25751	4139	Atherosclerosis of native coronary artery of transplanted heart with angina pectoris with documented spasm	Other and unspecified angina pectoris
I25758	4139	Atherosclerosis of native coronary artery of transplanted heart with other forms of angina pectoris	Other and unspecified angina pectoris
I25759	4139	Atherosclerosis of native coronary artery of transplanted heart with unspecified angina pectoris	Other and unspecified angina pectoris
I25761	4139	Atherosclerosis of bypass graft of coronary artery of transplanted heart with angina pectoris with documented spasm	Other and unspecified angina pectoris
I25768	4139	Atherosclerosis of bypass graft of coronary artery of transplanted heart with other forms of angina pectoris	Other and unspecified angina pectoris
I25769	4139	Atherosclerosis of bypass graft of coronary artery of transplanted heart with unspecified angina pectoris	Other and unspecified angina pectoris
I25791	4139	Atherosclerosis of other coronary artery bypass graft(s) with angina pectoris with documented spasm	Other and unspecified angina pectoris
I25798	4139	Atherosclerosis of other coronary artery bypass graft(s) with other forms of angina pectoris	Other and unspecified angina pectoris
I25799	4139	Atherosclerosis of other coronary artery bypass graft(s) with unspecified angina pectoris	Other and unspecified angina pectoris
ICD10 Px	ICD9 Px	LongDeslCD10	LongDeslCD9
O2700D6	3606	Dilation of Coronary Artery, One Artery, Bifurcation, with Intraluminal Device, Open Approach	Insertion of non-drug-eluting coronary artery stent(s)

Appendix A
Dementia risk factors

02700DZ	3606	Dilation of Coronary Artery, One Artery with Intraluminal Device, Open Approach	Insertion of non-drug-eluting coronary artery stent(s)
02700E6	3606	Dilation of Coronary Artery, One Artery, Bifurcation, with Two Intraluminal Devices, Open Approach	Insertion of non-drug-eluting coronary artery stent(s)
02700EZ	3606	Dilation of Coronary Artery, One Artery with Two Intraluminal Devices, Open Approach	Insertion of non-drug-eluting coronary artery stent(s)
02700F6	3606	Dilation of Coronary Artery, One Artery, Bifurcation, with Three Intraluminal Devices, Open Approach	Insertion of non-drug-eluting coronary artery stent(s)
02700FZ	3606	Dilation of Coronary Artery, One Artery with Three Intraluminal Devices, Open Approach	Insertion of non-drug-eluting coronary artery stent(s)
02700G6	3606	Dilation of Coronary Artery, One Artery, Bifurcation, with Four or More Intraluminal Devices, Open Approach	Insertion of non-drug-eluting coronary artery stent(s)
02700GZ	3606	Dilation of Coronary Artery, One Artery with Four or More Intraluminal Devices, Open Approach	Insertion of non-drug-eluting coronary artery stent(s)
02700T6	3606	Dilation of Coronary Artery, One Artery, Bifurcation, with Radioactive Intraluminal Device, Open Approach	Insertion of non-drug-eluting coronary artery stent(s)
02700TZ	3606	Dilation of Coronary Artery, One Artery with Radioactive Intraluminal Device, Open Approach	Insertion of non-drug-eluting coronary artery stent(s)
02703D6	3606	Dilation of Coronary Artery, One Artery, Bifurcation, with Intraluminal Device, Percutaneous Approach	Insertion of non-drug-eluting coronary artery stent(s)
02703DZ	3606	Dilation of Coronary Artery, One Artery with Intraluminal Device, Percutaneous Approach	Insertion of non-drug-eluting coronary artery stent(s)
02703E6	3606	Dilation of Coronary Artery, One Artery, Bifurcation, with Two Intraluminal Devices, Percutaneous Approach	Insertion of non-drug-eluting coronary artery stent(s)
02703EZ	3606	Dilation of Coronary Artery, One Artery with Two Intraluminal Devices, Percutaneous Approach	Insertion of non-drug-eluting coronary artery stent(s)
02703F6	3606	Dilation of Coronary Artery, One Artery, Bifurcation, with Three Intraluminal Devices, Percutaneous Approach	Insertion of non-drug-eluting coronary artery stent(s)
02703FZ	3606	Dilation of Coronary Artery, One Artery with Three Intraluminal Devices, Percutaneous Approach	Insertion of non-drug-eluting coronary artery stent(s)

Appendix A
Dementia risk factors

02703G6	3606	Dilation of Coronary Artery, One Artery, Bifurcation, with Four or More Intraluminal Devices, Percutaneous Approach	Insertion of non-drug-eluting coronary artery stent(s)
02703GZ	3606	Dilation of Coronary Artery, One Artery with Four or More Intraluminal Devices, Percutaneous Approach	Insertion of non-drug-eluting coronary artery stent(s)
02703T6	3606	Dilation of Coronary Artery, One Artery, Bifurcation, with Radioactive Intraluminal Device, Percutaneous Approach	Insertion of non-drug-eluting coronary artery stent(s)
02703TZ	3606	Dilation of Coronary Artery, One Artery with Radioactive Intraluminal Device, Percutaneous Approach	Insertion of non-drug-eluting coronary artery stent(s)
02704D6	3606	Dilation of Coronary Artery, One Artery, Bifurcation, with Intraluminal Device, Percutaneous Endoscopic Approach	Insertion of non-drug-eluting coronary artery stent(s)
02704DZ	3606	Dilation of Coronary Artery, One Artery with Intraluminal Device, Percutaneous Endoscopic Approach	Insertion of non-drug-eluting coronary artery stent(s)
02704E6	3606	Dilation of Coronary Artery, One Artery, Bifurcation, with Two Intraluminal Devices, Percutaneous Endoscopic Approach	Insertion of non-drug-eluting coronary artery stent(s)
02704EZ	3606	Dilation of Coronary Artery, One Artery with Two Intraluminal Devices, Percutaneous Endoscopic Approach	Insertion of non-drug-eluting coronary artery stent(s)
02704F6	3606	Dilation of Coronary Artery, One Artery, Bifurcation, with Three Intraluminal Devices, Percutaneous Endoscopic Approach	Insertion of non-drug-eluting coronary artery stent(s)
02704FZ	3606	Dilation of Coronary Artery, One Artery with Three Intraluminal Devices, Percutaneous Endoscopic Approach	Insertion of non-drug-eluting coronary artery stent(s)
02704G6	3606	Dilation of Coronary Artery, One Artery, Bifurcation, with Four or More Intraluminal Devices, Percutaneous Endoscopic Approach	Insertion of non-drug-eluting coronary artery stent(s)
02704GZ	3606	Dilation of Coronary Artery, One Artery with Four or More Intraluminal Devices, Percutaneous Endoscopic Approach	Insertion of non-drug-eluting coronary artery stent(s)
02704T6	3606	Dilation of Coronary Artery, One Artery, Bifurcation, with Radioactive Intraluminal Device, Percutaneous Endoscopic Approach	Insertion of non-drug-eluting coronary artery stent(s)
02704TZ	3606	Dilation of Coronary Artery, One Artery with Radioactive Intraluminal Device, Percutaneous Endoscopic Approach	Insertion of non-drug-eluting coronary artery stent(s)
02710D6	3606	Dilation of Coronary Artery, Two Arteries, Bifurcation, with Intraluminal Device, Open Approach	Insertion of non-drug-eluting coronary artery stent(s)

Appendix A
Dementia risk factors

02710DZ	3606	Dilation of Coronary Artery, Two Arteries with Intraluminal Device, Open Approach	Insertion of non-drug-eluting coronary artery stent(s)
02710E6	3606	Dilation of Coronary Artery, Two Arteries, Bifurcation, with Two Intraluminal Devices, Open Approach	Insertion of non-drug-eluting coronary artery stent(s)
02710EZ	3606	Dilation of Coronary Artery, Two Arteries with Two Intraluminal Devices, Open Approach	Insertion of non-drug-eluting coronary artery stent(s)
02710F6	3606	Dilation of Coronary Artery, Two Arteries, Bifurcation, with Three Intraluminal Devices, Open Approach	Insertion of non-drug-eluting coronary artery stent(s)
02710FZ	3606	Dilation of Coronary Artery, Two Arteries with Three Intraluminal Devices, Open Approach	Insertion of non-drug-eluting coronary artery stent(s)
02710G6	3606	Dilation of Coronary Artery, Two Arteries, Bifurcation, with Four or More Intraluminal Devices, Open Approach	Insertion of non-drug-eluting coronary artery stent(s)
02710GZ	3606	Dilation of Coronary Artery, Two Arteries with Four or More Intraluminal Devices, Open Approach	Insertion of non-drug-eluting coronary artery stent(s)
02710T6	3606	Dilation of Coronary Artery, Two Arteries, Bifurcation, with Radioactive Intraluminal Device, Open Approach	Insertion of non-drug-eluting coronary artery stent(s)
02710TZ	3606	Dilation of Coronary Artery, Two Arteries with Radioactive Intraluminal Device, Open Approach	Insertion of non-drug-eluting coronary artery stent(s)
02713D6	3606	Dilation of Coronary Artery, Two Arteries, Bifurcation, with Intraluminal Device, Percutaneous Approach	Insertion of non-drug-eluting coronary artery stent(s)
02713DZ	3606	Dilation of Coronary Artery, Two Arteries with Intraluminal Device, Percutaneous Approach	Insertion of non-drug-eluting coronary artery stent(s)
02713E6	3606	Dilation of Coronary Artery, Two Arteries, Bifurcation, with Two Intraluminal Devices, Percutaneous Approach	Insertion of non-drug-eluting coronary artery stent(s)
02713EZ	3606	Dilation of Coronary Artery, Two Arteries with Two Intraluminal Devices, Percutaneous Approach	Insertion of non-drug-eluting coronary artery stent(s)
02713F6	3606	Dilation of Coronary Artery, Two Arteries, Bifurcation, with Three Intraluminal Devices, Percutaneous Approach	Insertion of non-drug-eluting coronary artery stent(s)
02713FZ	3606	Dilation of Coronary Artery, Two Arteries with Three Intraluminal Devices, Percutaneous Approach	Insertion of non-drug-eluting coronary artery stent(s)

Appendix A
Dementia risk factors

02713G6	3606	Dilation of Coronary Artery, Two Arteries, Bifurcation, with Four or More Intraluminal Devices, Percutaneous Approach	Insertion of non-drug-eluting coronary artery stent(s)
02713GZ	3606	Dilation of Coronary Artery, Two Arteries with Four or More Intraluminal Devices, Percutaneous Approach	Insertion of non-drug-eluting coronary artery stent(s)
02713T6	3606	Dilation of Coronary Artery, Two Arteries, Bifurcation, with Radioactive Intraluminal Device, Percutaneous Approach	Insertion of non-drug-eluting coronary artery stent(s)
02713TZ	3606	Dilation of Coronary Artery, Two Arteries with Radioactive Intraluminal Device, Percutaneous Approach	Insertion of non-drug-eluting coronary artery stent(s)
02714D6	3606	Dilation of Coronary Artery, Two Arteries, Bifurcation, with Intraluminal Device, Percutaneous Endoscopic Approach	Insertion of non-drug-eluting coronary artery stent(s)
02714DZ	3606	Dilation of Coronary Artery, Two Arteries with Intraluminal Device, Percutaneous Endoscopic Approach	Insertion of non-drug-eluting coronary artery stent(s)
02714E6	3606	Dilation of Coronary Artery, Two Arteries, Bifurcation, with Two Intraluminal Devices, Percutaneous Endoscopic Approach	Insertion of non-drug-eluting coronary artery stent(s)
02714EZ	3606	Dilation of Coronary Artery, Two Arteries with Two Intraluminal Devices, Percutaneous Endoscopic Approach	Insertion of non-drug-eluting coronary artery stent(s)
02714F6	3606	Dilation of Coronary Artery, Two Arteries, Bifurcation, with Three Intraluminal Devices, Percutaneous Endoscopic Approach	Insertion of non-drug-eluting coronary artery stent(s)
02714FZ	3606	Dilation of Coronary Artery, Two Arteries with Three Intraluminal Devices, Percutaneous Endoscopic Approach	Insertion of non-drug-eluting coronary artery stent(s)
02714G6	3606	Dilation of Coronary Artery, Two Arteries, Bifurcation, with Four or More Intraluminal Devices, Percutaneous Endoscopic Approach	Insertion of non-drug-eluting coronary artery stent(s)
02714GZ	3606	Dilation of Coronary Artery, Two Arteries with Four or More Intraluminal Devices, Percutaneous Endoscopic Approach	Insertion of non-drug-eluting coronary artery stent(s)
02714T6	3606	Dilation of Coronary Artery, Two Arteries, Bifurcation, with Radioactive Intraluminal Device, Percutaneous Endoscopic Approach	Insertion of non-drug-eluting coronary artery stent(s)
02714TZ	3606	Dilation of Coronary Artery, Two Arteries with Radioactive Intraluminal Device, Percutaneous Endoscopic Approach	Insertion of non-drug-eluting coronary artery stent(s)
02720D6	3606	Dilation of Coronary Artery, Three Arteries, Bifurcation, with Intraluminal Device, Open Approach	Insertion of non-drug-eluting coronary artery stent(s)

Appendix A
Dementia risk factors

02720DZ	3606	Dilation of Coronary Artery, Three Arteries with Intraluminal Device, Open Approach	Insertion of non-drug-eluting coronary artery stent(s)
02720E6	3606	Dilation of Coronary Artery, Three Arteries, Bifurcation, with Two Intraluminal Devices, Open Approach	Insertion of non-drug-eluting coronary artery stent(s)
02720EZ	3606	Dilation of Coronary Artery, Three Arteries with Two Intraluminal Devices, Open Approach	Insertion of non-drug-eluting coronary artery stent(s)
02720F6	3606	Dilation of Coronary Artery, Three Arteries, Bifurcation, with Three Intraluminal Devices, Open Approach	Insertion of non-drug-eluting coronary artery stent(s)
02720FZ	3606	Dilation of Coronary Artery, Three Arteries with Three Intraluminal Devices, Open Approach	Insertion of non-drug-eluting coronary artery stent(s)
02720G6	3606	Dilation of Coronary Artery, Three Arteries, Bifurcation, with Four or More Intraluminal Devices, Open Approach	Insertion of non-drug-eluting coronary artery stent(s)
02720GZ	3606	Dilation of Coronary Artery, Three Arteries with Four or More Intraluminal Devices, Open Approach	Insertion of non-drug-eluting coronary artery stent(s)
02720T6	3606	Dilation of Coronary Artery, Three Arteries, Bifurcation, with Radioactive Intraluminal Device, Open Approach	Insertion of non-drug-eluting coronary artery stent(s)
02720TZ	3606	Dilation of Coronary Artery, Three Arteries with Radioactive Intraluminal Device, Open Approach	Insertion of non-drug-eluting coronary artery stent(s)
02723D6	3606	Dilation of Coronary Artery, Three Arteries, Bifurcation, with Intraluminal Device, Percutaneous Approach	Insertion of non-drug-eluting coronary artery stent(s)
02723DZ	3606	Dilation of Coronary Artery, Three Arteries with Intraluminal Device, Percutaneous Approach	Insertion of non-drug-eluting coronary artery stent(s)
02723E6	3606	Dilation of Coronary Artery, Three Arteries, Bifurcation, with Two Intraluminal Devices, Percutaneous Approach	Insertion of non-drug-eluting coronary artery stent(s)
02723EZ	3606	Dilation of Coronary Artery, Three Arteries with Two Intraluminal Devices, Percutaneous Approach	Insertion of non-drug-eluting coronary artery stent(s)
02723F6	3606	Dilation of Coronary Artery, Three Arteries, Bifurcation, with Three Intraluminal Devices, Percutaneous Approach	Insertion of non-drug-eluting coronary artery stent(s)
02723FZ	3606	Dilation of Coronary Artery, Three Arteries with Three Intraluminal Devices, Percutaneous Approach	Insertion of non-drug-eluting coronary artery stent(s)

Appendix A
Dementia risk factors

02723G6	3606	Dilation of Coronary Artery, Three Arteries, Bifurcation, with Four or More Intraluminal Devices, Percutaneous Approach	Insertion of non-drug-eluting coronary artery stent(s)
02723GZ	3606	Dilation of Coronary Artery, Three Arteries with Four or More Intraluminal Devices, Percutaneous Approach	Insertion of non-drug-eluting coronary artery stent(s)
02723T6	3606	Dilation of Coronary Artery, Three Arteries, Bifurcation, with Radioactive Intraluminal Device, Percutaneous Approach	Insertion of non-drug-eluting coronary artery stent(s)
02723TZ	3606	Dilation of Coronary Artery, Three Arteries with Radioactive Intraluminal Device, Percutaneous Approach	Insertion of non-drug-eluting coronary artery stent(s)
02724D6	3606	Dilation of Coronary Artery, Three Arteries, Bifurcation, with Intraluminal Device, Percutaneous Endoscopic Approach	Insertion of non-drug-eluting coronary artery stent(s)
02724DZ	3606	Dilation of Coronary Artery, Three Arteries with Intraluminal Device, Percutaneous Endoscopic Approach	Insertion of non-drug-eluting coronary artery stent(s)
02724E6	3606	Dilation of Coronary Artery, Three Arteries, Bifurcation, with Two Intraluminal Devices, Percutaneous Endoscopic Approach	Insertion of non-drug-eluting coronary artery stent(s)
02724EZ	3606	Dilation of Coronary Artery, Three Arteries with Two Intraluminal Devices, Percutaneous Endoscopic Approach	Insertion of non-drug-eluting coronary artery stent(s)
02724F6	3606	Dilation of Coronary Artery, Three Arteries, Bifurcation, with Three Intraluminal Devices, Percutaneous Endoscopic Approach	Insertion of non-drug-eluting coronary artery stent(s)
02724FZ	3606	Dilation of Coronary Artery, Three Arteries with Three Intraluminal Devices, Percutaneous Endoscopic Approach	Insertion of non-drug-eluting coronary artery stent(s)
02724G6	3606	Dilation of Coronary Artery, Three Arteries, Bifurcation, with Four or More Intraluminal Devices, Percutaneous Endoscopic Approach	Insertion of non-drug-eluting coronary artery stent(s)
02724GZ	3606	Dilation of Coronary Artery, Three Arteries with Four or More Intraluminal Devices, Percutaneous Endoscopic Approach	Insertion of non-drug-eluting coronary artery stent(s)
02724T6	3606	Dilation of Coronary Artery, Three Arteries, Bifurcation, with Radioactive Intraluminal Device, Percutaneous Endoscopic Approach	Insertion of non-drug-eluting coronary artery stent(s)
02724TZ	3606	Dilation of Coronary Artery, Three Arteries with Radioactive Intraluminal Device, Percutaneous Endoscopic Approach	Insertion of non-drug-eluting coronary artery stent(s)
02730D6	3606	Dilation of Coronary Artery, Four or More Arteries, Bifurcation, with Intraluminal Device, Open Approach	Insertion of non-drug-eluting coronary artery stent(s)

Appendix A
Dementia risk factors

02730DZ	3606	Dilation of Coronary Artery, Four or More Arteries with Intraluminal Device, Open Approach	Insertion of non-drug-eluting coronary artery stent(s)
02730E6	3606	Dilation of Coronary Artery, Four or More Arteries, Bifurcation, with Two Intraluminal Devices, Open Approach	Insertion of non-drug-eluting coronary artery stent(s)
02730EZ	3606	Dilation of Coronary Artery, Four or More Arteries with Two Intraluminal Devices, Open Approach	Insertion of non-drug-eluting coronary artery stent(s)
02730F6	3606	Dilation of Coronary Artery, Four or More Arteries, Bifurcation, with Three Intraluminal Devices, Open Approach	Insertion of non-drug-eluting coronary artery stent(s)
02730FZ	3606	Dilation of Coronary Artery, Four or More Arteries with Three Intraluminal Devices, Open Approach	Insertion of non-drug-eluting coronary artery stent(s)
02730G6	3606	Dilation of Coronary Artery, Four or More Arteries, Bifurcation, with Four or More Intraluminal Devices, Open Approach	Insertion of non-drug-eluting coronary artery stent(s)
02730GZ	3606	Dilation of Coronary Artery, Four or More Arteries with Four or More Intraluminal Devices, Open Approach	Insertion of non-drug-eluting coronary artery stent(s)
02730T6	3606	Dilation of Coronary Artery, Four or More Arteries, Bifurcation, with Radioactive Intraluminal Device, Open Approach	Insertion of non-drug-eluting coronary artery stent(s)
02730TZ	3606	Dilation of Coronary Artery, Four or More Arteries with Radioactive Intraluminal Device, Open Approach	Insertion of non-drug-eluting coronary artery stent(s)
02733D6	3606	Dilation of Coronary Artery, Four or More Arteries, Bifurcation, with Intraluminal Device, Percutaneous Approach	Insertion of non-drug-eluting coronary artery stent(s)
02733DZ	3606	Dilation of Coronary Artery, Four or More Arteries with Intraluminal Device, Percutaneous Approach	Insertion of non-drug-eluting coronary artery stent(s)
02733E6	3606	Dilation of Coronary Artery, Four or More Arteries, Bifurcation, with Two Intraluminal Devices, Percutaneous Approach	Insertion of non-drug-eluting coronary artery stent(s)
02733EZ	3606	Dilation of Coronary Artery, Four or More Arteries with Two Intraluminal Devices, Percutaneous Approach	Insertion of non-drug-eluting coronary artery stent(s)
02733F6	3606	Dilation of Coronary Artery, Four or More Arteries, Bifurcation, with Three Intraluminal Devices, Percutaneous Approach	Insertion of non-drug-eluting coronary artery stent(s)
02733FZ	3606	Dilation of Coronary Artery, Four or More Arteries with Three Intraluminal Devices, Percutaneous Approach	Insertion of non-drug-eluting coronary artery stent(s)

Appendix A
Dementia risk factors

02733G6	3606	Dilation of Coronary Artery, Four or More Arteries, Bifurcation, with Four or More Intraluminal Devices, Percutaneous Approach	Insertion of non-drug-eluting coronary artery stent(s)
02733GZ	3606	Dilation of Coronary Artery, Four or More Arteries with Four or More Intraluminal Devices, Percutaneous Approach	Insertion of non-drug-eluting coronary artery stent(s)
02733T6	3606	Dilation of Coronary Artery, Four or More Arteries, Bifurcation, with Radioactive Intraluminal Device, Percutaneous Approach	Insertion of non-drug-eluting coronary artery stent(s)
02733TZ	3606	Dilation of Coronary Artery, Four or More Arteries with Radioactive Intraluminal Device, Percutaneous Approach	Insertion of non-drug-eluting coronary artery stent(s)
02734D6	3606	Dilation of Coronary Artery, Four or More Arteries, Bifurcation, with Intraluminal Device, Percutaneous Endoscopic Approach	Insertion of non-drug-eluting coronary artery stent(s)
02734DZ	3606	Dilation of Coronary Artery, Four or More Arteries with Intraluminal Device, Percutaneous Endoscopic Approach	Insertion of non-drug-eluting coronary artery stent(s)
02734E6	3606	Dilation of Coronary Artery, Four or More Arteries, Bifurcation, with Two Intraluminal Devices, Percutaneous Endoscopic Approach	Insertion of non-drug-eluting coronary artery stent(s)
02734EZ	3606	Dilation of Coronary Artery, Four or More Arteries with Two Intraluminal Devices, Percutaneous Endoscopic Approach	Insertion of non-drug-eluting coronary artery stent(s)
02734F6	3606	Dilation of Coronary Artery, Four or More Arteries, Bifurcation, with Three Intraluminal Devices, Percutaneous Endoscopic Approach	Insertion of non-drug-eluting coronary artery stent(s)
02734FZ	3606	Dilation of Coronary Artery, Four or More Arteries with Three Intraluminal Devices, Percutaneous Endoscopic Approach	Insertion of non-drug-eluting coronary artery stent(s)
02734G6	3606	Dilation of Coronary Artery, Four or More Arteries, Bifurcation, with Four or More Intraluminal Devices, Percutaneous Endoscopic Approach	Insertion of non-drug-eluting coronary artery stent(s)
02734GZ	3606	Dilation of Coronary Artery, Four or More Arteries with Four or More Intraluminal Devices, Percutaneous Endoscopic Approach	Insertion of non-drug-eluting coronary artery stent(s)
02734T6	3606	Dilation of Coronary Artery, Four or More Arteries, Bifurcation, with Radioactive Intraluminal Device, Percutaneous Endoscopic Approach	Insertion of non-drug-eluting coronary artery stent(s)
02734TZ	3606	Dilation of Coronary Artery, Four or More Arteries with Radioactive Intraluminal Device, Percutaneous Endoscopic Approach	Insertion of non-drug-eluting coronary artery stent(s)
NoPCS	3606		Insertion of non-drug-eluting coronary artery stent(s)

Appendix A
Dementia risk factors

0270046	3607	Dilation of Coronary Artery, One Artery, Bifurcation, with Drug-eluting Intraluminal Device, Open Approach	Insertion of drug-eluting coronary artery stent(s)
027004Z	3607	Dilation of Coronary Artery, One Artery with Drug-eluting Intraluminal Device, Open Approach	Insertion of drug-eluting coronary artery stent(s)
0270056	3607	Dilation of Coronary Artery, One Artery, Bifurcation, with Two Drug-eluting Intraluminal Devices, Open Approach	Insertion of drug-eluting coronary artery stent(s)
027005Z	3607	Dilation of Coronary Artery, One Artery with Two Drug-eluting Intraluminal Devices, Open Approach	Insertion of drug-eluting coronary artery stent(s)
0270066	3607	Dilation of Coronary Artery, One Artery, Bifurcation, with Three Drug-eluting Intraluminal Devices, Open Approach	Insertion of drug-eluting coronary artery stent(s)
027006Z	3607	Dilation of Coronary Artery, One Artery with Three Drug-eluting Intraluminal Devices, Open Approach	Insertion of drug-eluting coronary artery stent(s)
0270076	3607	Dilation of Coronary Artery, One Artery, Bifurcation, with Four or More Drug-eluting Intraluminal Devices, Open Approach	Insertion of drug-eluting coronary artery stent(s)
027007Z	3607	Dilation of Coronary Artery, One Artery with Four or More Drug-eluting Intraluminal Devices, Open Approach	Insertion of drug-eluting coronary artery stent(s)
0270346	3607	Dilation of Coronary Artery, One Artery, Bifurcation, with Drug-eluting Intraluminal Device, Percutaneous Approach	Insertion of drug-eluting coronary artery stent(s)
027034Z	3607	Dilation of Coronary Artery, One Artery with Drug-eluting Intraluminal Device, Percutaneous Approach	Insertion of drug-eluting coronary artery stent(s)
0270356	3607	Dilation of Coronary Artery, One Artery, Bifurcation, with Two Drug-eluting Intraluminal Devices, Percutaneous Approach	Insertion of drug-eluting coronary artery stent(s)
027035Z	3607	Dilation of Coronary Artery, One Artery with Two Drug-eluting Intraluminal Devices, Percutaneous Approach	Insertion of drug-eluting coronary artery stent(s)
0270366	3607	Dilation of Coronary Artery, One Artery, Bifurcation, with Three Drug-eluting Intraluminal Devices, Percutaneous Approach	Insertion of drug-eluting coronary artery stent(s)
027036Z	3607	Dilation of Coronary Artery, One Artery with Three Drug-eluting Intraluminal Devices, Percutaneous Approach	Insertion of drug-eluting coronary artery stent(s)
0270376	3607	Dilation of Coronary Artery, One Artery, Bifurcation, with Four or More Drug-eluting Intraluminal Devices, Percutaneous Approach	Insertion of drug-eluting coronary artery stent(s)

Appendix A
Dementia risk factors

027037Z	3607	Dilation of Coronary Artery, One Artery with Four or More Drug-eluting Intraluminal Devices, Percutaneous Approach	Insertion of drug-eluting coronary artery stent(s)
0270446	3607	Dilation of Coronary Artery, One Artery, Bifurcation, with Drug-eluting Intraluminal Device, Percutaneous Endoscopic Approach	Insertion of drug-eluting coronary artery stent(s)
027044Z	3607	Dilation of Coronary Artery, One Artery with Drug-eluting Intraluminal Device, Percutaneous Endoscopic Approach	Insertion of drug-eluting coronary artery stent(s)
0270456	3607	Dilation of Coronary Artery, One Artery, Bifurcation, with Two Drug-eluting Intraluminal Devices, Percutaneous Endoscopic Approach	Insertion of drug-eluting coronary artery stent(s)
027045Z	3607	Dilation of Coronary Artery, One Artery with Two Drug-eluting Intraluminal Devices, Percutaneous Endoscopic Approach	Insertion of drug-eluting coronary artery stent(s)
0270466	3607	Dilation of Coronary Artery, One Artery, Bifurcation, with Three Drug-eluting Intraluminal Devices, Percutaneous Endoscopic Approach	Insertion of drug-eluting coronary artery stent(s)
027046Z	3607	Dilation of Coronary Artery, One Artery with Three Drug-eluting Intraluminal Devices, Percutaneous Endoscopic Approach	Insertion of drug-eluting coronary artery stent(s)
0270476	3607	Dilation of Coronary Artery, One Artery, Bifurcation, with Four or More Drug-eluting Intraluminal Devices, Percutaneous Endoscopic Approach	Insertion of drug-eluting coronary artery stent(s)
027047Z	3607	Dilation of Coronary Artery, One Artery with Four or More Drug-eluting Intraluminal Devices, Percutaneous Endoscopic Approach	Insertion of drug-eluting coronary artery stent(s)
0271046	3607	Dilation of Coronary Artery, Two Arteries, Bifurcation, with Drug-eluting Intraluminal Device, Open Approach	Insertion of drug-eluting coronary artery stent(s)
027104Z	3607	Dilation of Coronary Artery, Two Arteries with Drug-eluting Intraluminal Device, Open Approach	Insertion of drug-eluting coronary artery stent(s)
0271056	3607	Dilation of Coronary Artery, Two Arteries, Bifurcation, with Two Drug-eluting Intraluminal Devices, Open Approach	Insertion of drug-eluting coronary artery stent(s)
027105Z	3607	Dilation of Coronary Artery, Two Arteries with Two Drug-eluting Intraluminal Devices, Open Approach	Insertion of drug-eluting coronary artery stent(s)
0271066	3607	Dilation of Coronary Artery, Two Arteries, Bifurcation, with Three Drug-eluting Intraluminal Devices, Open Approach	Insertion of drug-eluting coronary artery stent(s)
027106Z	3607	Dilation of Coronary Artery, Two Arteries with Three Drug-eluting Intraluminal Devices, Open Approach	Insertion of drug-eluting coronary artery stent(s)

Appendix A
Dementia risk factors

0271076	3607	Dilation of Coronary Artery, Two Arteries, Bifurcation, with Four or More Drug-eluting Intraluminal Devices, Open Approach	Insertion of drug-eluting coronary artery stent(s)
027107Z	3607	Dilation of Coronary Artery, Two Arteries with Four or More Drug-eluting Intraluminal Devices, Open Approach	Insertion of drug-eluting coronary artery stent(s)
0271346	3607	Dilation of Coronary Artery, Two Arteries, Bifurcation, with Drug-eluting Intraluminal Device, Percutaneous Approach	Insertion of drug-eluting coronary artery stent(s)
027134Z	3607	Dilation of Coronary Artery, Two Arteries with Drug-eluting Intraluminal Device, Percutaneous Approach	Insertion of drug-eluting coronary artery stent(s)
0271356	3607	Dilation of Coronary Artery, Two Arteries, Bifurcation, with Two Drug-eluting Intraluminal Devices, Percutaneous Approach	Insertion of drug-eluting coronary artery stent(s)
027135Z	3607	Dilation of Coronary Artery, Two Arteries with Two Drug-eluting Intraluminal Devices, Percutaneous Approach	Insertion of drug-eluting coronary artery stent(s)
0271366	3607	Dilation of Coronary Artery, Two Arteries, Bifurcation, with Three Drug-eluting Intraluminal Devices, Percutaneous Approach	Insertion of drug-eluting coronary artery stent(s)
027136Z	3607	Dilation of Coronary Artery, Two Arteries with Three Drug-eluting Intraluminal Devices, Percutaneous Approach	Insertion of drug-eluting coronary artery stent(s)
0271376	3607	Dilation of Coronary Artery, Two Arteries, Bifurcation, with Four or More Drug-eluting Intraluminal Devices, Percutaneous Approach	Insertion of drug-eluting coronary artery stent(s)
027137Z	3607	Dilation of Coronary Artery, Two Arteries with Four or More Drug-eluting Intraluminal Devices, Percutaneous Approach	Insertion of drug-eluting coronary artery stent(s)
0271446	3607	Dilation of Coronary Artery, Two Arteries, Bifurcation, with Drug-eluting Intraluminal Device, Percutaneous Endoscopic Approach	Insertion of drug-eluting coronary artery stent(s)
027144Z	3607	Dilation of Coronary Artery, Two Arteries with Drug-eluting Intraluminal Device, Percutaneous Endoscopic Approach	Insertion of drug-eluting coronary artery stent(s)
0271456	3607	Dilation of Coronary Artery, Two Arteries, Bifurcation, with Two Drug-eluting Intraluminal Devices, Percutaneous Endoscopic Approach	Insertion of drug-eluting coronary artery stent(s)
027145Z	3607	Dilation of Coronary Artery, Two Arteries with Two Drug-eluting Intraluminal Devices, Percutaneous Endoscopic Approach	Insertion of drug-eluting coronary artery stent(s)
0271466	3607	Dilation of Coronary Artery, Two Arteries, Bifurcation, with Three Drug-eluting Intraluminal Devices, Percutaneous Endoscopic Approach	Insertion of drug-eluting coronary artery stent(s)

Appendix A
Dementia risk factors

027146Z	3607	Dilation of Coronary Artery, Two Arteries with Three Drug-eluting Intraluminal Devices, Percutaneous Endoscopic Approach	Insertion of drug-eluting coronary artery stent(s)
0271476	3607	Dilation of Coronary Artery, Two Arteries, Bifurcation, with Four or More Drug-eluting Intraluminal Devices, Percutaneous Endoscopic Approach	Insertion of drug-eluting coronary artery stent(s)
027147Z	3607	Dilation of Coronary Artery, Two Arteries with Four or More Drug-eluting Intraluminal Devices, Percutaneous Endoscopic Approach	Insertion of drug-eluting coronary artery stent(s)
0272046	3607	Dilation of Coronary Artery, Three Arteries, Bifurcation, with Drug-eluting Intraluminal Device, Open Approach	Insertion of drug-eluting coronary artery stent(s)
027204Z	3607	Dilation of Coronary Artery, Three Arteries with Drug-eluting Intraluminal Device, Open Approach	Insertion of drug-eluting coronary artery stent(s)
0272056	3607	Dilation of Coronary Artery, Three Arteries, Bifurcation, with Two Drug-eluting Intraluminal Devices, Open Approach	Insertion of drug-eluting coronary artery stent(s)
027205Z	3607	Dilation of Coronary Artery, Three Arteries with Two Drug-eluting Intraluminal Devices, Open Approach	Insertion of drug-eluting coronary artery stent(s)
0272066	3607	Dilation of Coronary Artery, Three Arteries, Bifurcation, with Three Drug-eluting Intraluminal Devices, Open Approach	Insertion of drug-eluting coronary artery stent(s)
027206Z	3607	Dilation of Coronary Artery, Three Arteries with Three Drug-eluting Intraluminal Devices, Open Approach	Insertion of drug-eluting coronary artery stent(s)
0272076	3607	Dilation of Coronary Artery, Three Arteries, Bifurcation, with Four or More Drug-eluting Intraluminal Devices, Open Approach	Insertion of drug-eluting coronary artery stent(s)
027207Z	3607	Dilation of Coronary Artery, Three Arteries with Four or More Drug-eluting Intraluminal Devices, Open Approach	Insertion of drug-eluting coronary artery stent(s)
0272346	3607	Dilation of Coronary Artery, Three Arteries, Bifurcation, with Drug-eluting Intraluminal Device, Percutaneous Approach	Insertion of drug-eluting coronary artery stent(s)
027234Z	3607	Dilation of Coronary Artery, Three Arteries with Drug-eluting Intraluminal Device, Percutaneous Approach	Insertion of drug-eluting coronary artery stent(s)
0272356	3607	Dilation of Coronary Artery, Three Arteries, Bifurcation, with Two Drug-eluting Intraluminal Devices, Percutaneous Approach	Insertion of drug-eluting coronary artery stent(s)
027235Z	3607	Dilation of Coronary Artery, Three Arteries with Two Drug-eluting Intraluminal Devices, Percutaneous Approach	Insertion of drug-eluting coronary artery stent(s)

Appendix A
Dementia risk factors

0272366	3607	Dilation of Coronary Artery, Three Arteries, Bifurcation, with Three Drug-eluting Intraluminal Devices, Percutaneous Approach	Insertion of drug-eluting coronary artery stent(s)
027236Z	3607	Dilation of Coronary Artery, Three Arteries with Three Drug-eluting Intraluminal Devices, Percutaneous Approach	Insertion of drug-eluting coronary artery stent(s)
0272376	3607	Dilation of Coronary Artery, Three Arteries, Bifurcation, with Four or More Drug-eluting Intraluminal Devices, Percutaneous Approach	Insertion of drug-eluting coronary artery stent(s)
027237Z	3607	Dilation of Coronary Artery, Three Arteries with Four or More Drug-eluting Intraluminal Devices, Percutaneous Approach	Insertion of drug-eluting coronary artery stent(s)
0272446	3607	Dilation of Coronary Artery, Three Arteries, Bifurcation, with Drug-eluting Intraluminal Device, Percutaneous Endoscopic Approach	Insertion of drug-eluting coronary artery stent(s)
027244Z	3607	Dilation of Coronary Artery, Three Arteries with Drug-eluting Intraluminal Device, Percutaneous Endoscopic Approach	Insertion of drug-eluting coronary artery stent(s)
0272456	3607	Dilation of Coronary Artery, Three Arteries, Bifurcation, with Two Drug-eluting Intraluminal Devices, Percutaneous Endoscopic Approach	Insertion of drug-eluting coronary artery stent(s)
027245Z	3607	Dilation of Coronary Artery, Three Arteries with Two Drug-eluting Intraluminal Devices, Percutaneous Endoscopic Approach	Insertion of drug-eluting coronary artery stent(s)
0272466	3607	Dilation of Coronary Artery, Three Arteries, Bifurcation, with Three Drug-eluting Intraluminal Devices, Percutaneous Endoscopic Approach	Insertion of drug-eluting coronary artery stent(s)
027246Z	3607	Dilation of Coronary Artery, Three Arteries with Three Drug-eluting Intraluminal Devices, Percutaneous Endoscopic Approach	Insertion of drug-eluting coronary artery stent(s)
0272476	3607	Dilation of Coronary Artery, Three Arteries, Bifurcation, with Four or More Drug-eluting Intraluminal Devices, Percutaneous Endoscopic Approach	Insertion of drug-eluting coronary artery stent(s)
027247Z	3607	Dilation of Coronary Artery, Three Arteries with Four or More Drug-eluting Intraluminal Devices, Percutaneous Endoscopic Approach	Insertion of drug-eluting coronary artery stent(s)
0273046	3607	Dilation of Coronary Artery, Four or More Arteries, Bifurcation, with Drug-eluting Intraluminal Device, Open Approach	Insertion of drug-eluting coronary artery stent(s)
027304Z	3607	Dilation of Coronary Artery, Four or More Arteries with Drug-eluting Intraluminal Device, Open Approach	Insertion of drug-eluting coronary artery stent(s)
0273056	3607	Dilation of Coronary Artery, Four or More Arteries, Bifurcation, with Two Drug-eluting Intraluminal Devices, Open Approach	Insertion of drug-eluting coronary artery stent(s)

Appendix A
Dementia risk factors

027305Z	3607	Dilation of Coronary Artery, Four or More Arteries with Two Drug-eluting Intraluminal Devices, Open Approach	Insertion of drug-eluting coronary artery stent(s)
0273066	3607	Dilation of Coronary Artery, Four or More Arteries, Bifurcation, with Three Drug-eluting Intraluminal Devices, Open Approach	Insertion of drug-eluting coronary artery stent(s)
027306Z	3607	Dilation of Coronary Artery, Four or More Arteries with Three Drug-eluting Intraluminal Devices, Open Approach	Insertion of drug-eluting coronary artery stent(s)
0273076	3607	Dilation of Coronary Artery, Four or More Arteries, Bifurcation, with Four or More Drug-eluting Intraluminal Devices, Open Approach	Insertion of drug-eluting coronary artery stent(s)
027307Z	3607	Dilation of Coronary Artery, Four or More Arteries with Four or More Drug-eluting Intraluminal Devices, Open Approach	Insertion of drug-eluting coronary artery stent(s)
0273346	3607	Dilation of Coronary Artery, Four or More Arteries, Bifurcation, with Drug-eluting Intraluminal Device, Percutaneous Approach	Insertion of drug-eluting coronary artery stent(s)
027334Z	3607	Dilation of Coronary Artery, Four or More Arteries with Drug-eluting Intraluminal Device, Percutaneous Approach	Insertion of drug-eluting coronary artery stent(s)
0273356	3607	Dilation of Coronary Artery, Four or More Arteries, Bifurcation, with Two Drug-eluting Intraluminal Devices, Percutaneous Approach	Insertion of drug-eluting coronary artery stent(s)
027335Z	3607	Dilation of Coronary Artery, Four or More Arteries with Two Drug-eluting Intraluminal Devices, Percutaneous Approach	Insertion of drug-eluting coronary artery stent(s)
0273366	3607	Dilation of Coronary Artery, Four or More Arteries, Bifurcation, with Three Drug-eluting Intraluminal Devices, Percutaneous Approach	Insertion of drug-eluting coronary artery stent(s)
027336Z	3607	Dilation of Coronary Artery, Four or More Arteries with Three Drug-eluting Intraluminal Devices, Percutaneous Approach	Insertion of drug-eluting coronary artery stent(s)
0273376	3607	Dilation of Coronary Artery, Four or More Arteries, Bifurcation, with Four or More Drug-eluting Intraluminal Devices, Percutaneous Approach	Insertion of drug-eluting coronary artery stent(s)
027337Z	3607	Dilation of Coronary Artery, Four or More Arteries with Four or More Drug-eluting Intraluminal Devices, Percutaneous Approach	Insertion of drug-eluting coronary artery stent(s)
0273446	3607	Dilation of Coronary Artery, Four or More Arteries, Bifurcation, with Drug-eluting Intraluminal Device, Percutaneous Endoscopic Approach	Insertion of drug-eluting coronary artery stent(s)
027344Z	3607	Dilation of Coronary Artery, Four or More Arteries with Drug-eluting Intraluminal Device, Percutaneous Endoscopic Approach	Insertion of drug-eluting coronary artery stent(s)

Appendix A
Dementia risk factors

0273456	3607	Dilation of Coronary Artery, Four or More Arteries, Bifurcation, with Two Drug-eluting Intraluminal Devices, Percutaneous Endoscopic Approach	Insertion of drug-eluting coronary artery stent(s)
027345Z	3607	Dilation of Coronary Artery, Four or More Arteries with Two Drug-eluting Intraluminal Devices, Percutaneous Endoscopic Approach	Insertion of drug-eluting coronary artery stent(s)
0273466	3607	Dilation of Coronary Artery, Four or More Arteries, Bifurcation, with Three Drug-eluting Intraluminal Devices, Percutaneous Endoscopic Approach	Insertion of drug-eluting coronary artery stent(s)
027346Z	3607	Dilation of Coronary Artery, Four or More Arteries with Three Drug-eluting Intraluminal Devices, Percutaneous Endoscopic Approach	Insertion of drug-eluting coronary artery stent(s)
0273476	3607	Dilation of Coronary Artery, Four or More Arteries, Bifurcation, with Four or More Drug-eluting Intraluminal Devices, Percutaneous Endoscopic Approach	Insertion of drug-eluting coronary artery stent(s)
027347Z	3607	Dilation of Coronary Artery, Four or More Arteries with Four or More Drug-eluting Intraluminal Devices, Percutaneous Endoscopic Approach	Insertion of drug-eluting coronary artery stent(s)
NoPCS	3607		Insertion of drug-eluting coronary artery stent(s)
CPT			
92980			
92981			
92928			
92929			
92933			
92934			
ICD10 Dx	ICD9 Dx	LongDeslCD10	LongDeslCD9
I241	4110	Dressler's syndrome	Postmyocardial infarction syndrome
I200	4111	Unstable angina	Intermediate coronary syndrome
I25110	4111	Atherosclerotic heart disease of native coronary artery with unstable angina pectoris	Intermediate coronary syndrome
I25700	4111	Atherosclerosis of coronary artery bypass graft(s), unspecified, with unstable angina pectoris	Intermediate coronary syndrome
I25710	4111	Atherosclerosis of autologous vein coronary artery bypass graft(s) with unstable angina pectoris	Intermediate coronary syndrome
I25720	4111	Atherosclerosis of autologous artery coronary artery bypass graft(s) with unstable angina pectoris	Intermediate coronary syndrome
I25730	4111	Atherosclerosis of nonautologous biological coronary artery bypass graft(s) with unstable angina pectoris	Intermediate coronary syndrome
I25750	4111	Atherosclerosis of native coronary artery of transplanted heart with unstable angina	Intermediate coronary syndrome

Appendix A
Dementia risk factors

I25760	4111	Atherosclerosis of bypass graft of coronary artery of transplanted heart with unstable angina	Intermediate coronary syndrome
I25790	4111	Atherosclerosis of other coronary artery bypass graft(s) with unstable angina pectoris	Intermediate coronary syndrome
I240	41181	Acute coronary thrombosis not resulting in myocardial infarction	Acute coronary occlusion without myocardial infarction
I248	41189	Other forms of acute ischemic heart disease	Other acute and subacute forms of ischemic heart disease, other
I249	41189	Acute ischemic heart disease, unspecified	Other acute and subacute forms of ischemic heart disease, other
ICD10 Px	ICD9 Px	LongDeslCD10	LongDeslCD9
021K0Z5	3631	Bypass Right Ventricle to Coronary Circulation, Open Approach	Open chest transmyocardial revascularization
021L0Z5	3631	Bypass Left Ventricle to Coronary Circulation, Open Approach	Open chest transmyocardial revascularization
021K4Z5	3632	Bypass Right Ventricle to Coronary Circulation, Percutaneous Endoscopic Approach	Other transmyocardial revascularization
021L4Z5	3632	Bypass Left Ventricle to Coronary Circulation, Percutaneous Endoscopic Approach	Other transmyocardial revascularization
02QA4ZZ	3633	Repair Heart, Percutaneous Endoscopic Approach	Endoscopic transmyocardial revascularization
02QB4ZZ	3633	Repair Right Heart, Percutaneous Endoscopic Approach	Endoscopic transmyocardial revascularization
02QC4ZZ	3633	Repair Left Heart, Percutaneous Endoscopic Approach	Endoscopic transmyocardial revascularization
02QA3ZZ	3634	Repair Heart, Percutaneous Approach	Percutaneous transmyocardial revascularization
02QB3ZZ	3634	Repair Right Heart, Percutaneous Approach	Percutaneous transmyocardial revascularization
02QC3ZZ	3634	Repair Left Heart, Percutaneous Approach	Percutaneous transmyocardial revascularization
CPT			
33140			
33141			

Depression

ICD10 Dx	ICD9 Dx	LongDeslCD10	LongDeslCD9
F0630	29383	Mood disorder due to known physiological condition, unspecified	Mood disorder in conditions classified elsewhere
F0631	29383	Mood disorder due to known physiological condition with depressive features	Mood disorder in conditions classified elsewhere
F0632	29383	Mood disorder due to known physiological condition with major depressive-like episode	Mood disorder in conditions classified elsewhere

Appendix A Dementia risk factors

F0633	29383	Mood disorder due to known physiological condition with manic features	Mood disorder in conditions classified elsewhere
F0634	29383	Mood disorder due to known physiological condition with mixed features	Mood disorder in conditions classified elsewhere
F329	29620	Major depressive disorder, single episode, unspecified	Major depressive affective disorder, single episode, unspecified
F320	29621	Major depressive disorder, single episode, mild	Major depressive affective disorder, single episode, mild
F321	29622	Major depressive disorder, single episode, moderate	Major depressive affective disorder, single episode, moderate
F322	29623	Major depressive disorder, single episode, severe without psychotic features	Major depressive affective disorder, single episode, severe, without mention of psychotic behavior
F323	29624	Major depressive disorder, single episode, severe with psychotic features	Major depressive affective disorder, single episode, severe, specified as with psychotic behavior
F324	29625	Major depressive disorder, single episode, in partial remission	Major depressive affective disorder, single episode, in partial or unspecified remission
F325	29626	Major depressive disorder, single episode, in full remission	Major depressive affective disorder, single episode, in full remission
F3340	29630	Major depressive disorder, recurrent, in remission, unspecified	Major depressive affective disorder, recurrent episode, unspecified
F339	29630	Major depressive disorder, recurrent, unspecified	Major depressive affective disorder, recurrent episode, unspecified
F330	29631	Major depressive disorder, recurrent, mild	Major depressive affective disorder, recurrent episode, mild
F331	29632	Major depressive disorder, recurrent, moderate	Major depressive affective disorder, recurrent episode, moderate
F332	29633	Major depressive disorder, recurrent severe without psychotic features	Major depressive affective disorder, recurrent episode, severe, without mention of psychotic behavior
F333	29634	Major depressive disorder, recurrent, severe with psychotic symptoms	Major depressive affective disorder, recurrent episode, severe, specified as with psychotic behavior
F3341	29635	Major depressive disorder, recurrent, in partial remission	Major depressive affective disorder, recurrent episode, in partial or unspecified remission
F3342	29636	Major depressive disorder, recurrent, in full remission	Major depressive affective disorder, recurrent episode, in full remission
F39	29690	Unspecified mood [affective] disorder	Unspecified episodic mood disorder
F323	2980	Major depressive disorder, single episode, severe with psychotic features	Depressive type psychosis
F333	2980	Major depressive disorder, recurrent, severe with psychotic symptoms	Depressive type psychosis
F341	3004	Dysthymic disorder	Dysthymic disorder
F4321	3090	Adjustment disorder with depressed mood	Adjustment disorder with depressed mood
F4321	3091	Adjustment disorder with depressed mood	Prolonged depressive reaction
F4323	30928	Adjustment disorder with mixed anxiety and depressed mood	Adjustment disorder with mixed anxiety and depressed mood
F329	311	Major depressive disorder, single episode, unspecified	Depressive disorder, not elsewhere classified

Anxiety

ICD10 Dx	ICD9 Dx	LongDeslCD10	LongDeslCD9
F064	29384	Anxiety disorder due to known physiological condition	Anxiety disorder in conditions classified elsewhere
F419	30000	Anxiety disorder, unspecified	Anxiety state, unspecified
F410	30001	Panic disorder [episodic paroxysmal anxiety] without agoraphobia	Panic disorder without agoraphobia
F411	30002	Generalized anxiety disorder	Generalized anxiety disorder
F413	30009	Other mixed anxiety disorders	Other anxiety states
F418	30009	Other specified anxiety disorders	Other anxiety states
F409	30020	Phobic anxiety disorder, unspecified	Phobia, unspecified
F4001	30021	Agoraphobia with panic disorder	Agoraphobia with panic disorder
F4000	30022	Agoraphobia, unspecified	Agoraphobia without mention of panic attacks
F4002	30022	Agoraphobia without panic disorder	Agoraphobia without mention of panic attacks
F4010	30023	Social phobia, unspecified	Social phobia
F4011	30023	Social phobia, generalized	Social phobia
F40210	30029	Arachnophobia	Other isolated or specific phobias
F40218	30029	Other animal type phobia	Other isolated or specific phobias

Appendix A
Dementia risk factors

F40220	30029	Fear of thunderstorms	Other isolated or specific phobias
F40228	30029	Other natural environment type phobia	Other isolated or specific phobias
F40230	30029	Fear of blood	Other isolated or specific phobias
F40231	30029	Fear of injections and transfusions	Other isolated or specific phobias
F40232	30029	Fear of other medical care	Other isolated or specific phobias
F40233	30029	Fear of injury	Other isolated or specific phobias
F40240	30029	Claustrophobia	Other isolated or specific phobias
F40241	30029	Acrophobia	Other isolated or specific phobias
F40242	30029	Fear of bridges	Other isolated or specific phobias
F40243	30029	Fear of flying	Other isolated or specific phobias
F40248	30029	Other situational type phobia	Other isolated or specific phobias
F40290	30029	Androphobia	Other isolated or specific phobias
F40291	30029	Gynephobia	Other isolated or specific phobias
F40298	30029	Other specified phobia	Other isolated or specific phobias
F408	30029	Other phobic anxiety disorders	Other isolated or specific phobias
F422	3003	Mixed obsessional thoughts and acts	Obsessive-compulsive disorders
F423	3003	Hoarding disorder	Obsessive-compulsive disorders
F428	3003	Other obsessive-compulsive disorder	Obsessive-compulsive disorders
F429	3003	Obsessive-compulsive disorder, unspecified	Obsessive-compulsive disorders
F430	3080	Acute stress reaction	Predominant disturbance of emotions
F4322	30924	Adjustment disorder with anxiety	Adjustment disorder with anxiety
F4310	30981	Post-traumatic stress disorder, unspecified	Posttraumatic stress disorder
F4311	30981	Post-traumatic stress disorder, acute	Posttraumatic stress disorder
F4312	30981	Post-traumatic stress disorder, chronic	Posttraumatic stress disorder

Bipolar disorder

ICD10 Dx	ICD9 Dx	LongDeslCD10	LongDeslCD9
F3010	29600	Manic episode without psychotic symptoms, unspecified	Bipolar I disorder, single manic episode, unspecified
F3011	29601	Manic episode without psychotic symptoms, mild	Bipolar I disorder, single manic episode, mild
F3012	29602	Manic episode without psychotic symptoms, moderate	Bipolar I disorder, single manic episode, moderate
F3013	29603	Manic episode, severe, without psychotic symptoms	Bipolar I disorder, single manic episode, severe, without mention of psychotic behavior
F302	29604	Manic episode, severe with psychotic symptoms	Bipolar I disorder, single manic episode, severe, specified as with psychotic behavior
F303	29605	Manic episode in partial remission	Bipolar I disorder, single manic episode, in partial or unspecified remission
F304	29606	Manic episode in full remission	Bipolar I disorder, single manic episode, in full remission
F3110	29640	Bipolar disorder, current episode manic without psychotic features, unspecified	Bipolar I disorder, most recent episode (or current) manic, unspecified
F3111	29641	Bipolar disorder, current episode manic without psychotic features, mild	Bipolar I disorder, most recent episode (or current) manic, mild
F3112	29642	Bipolar disorder, current episode manic without psychotic features, moderate	Bipolar I disorder, most recent episode (or current) manic, moderate
F3113	29643	Bipolar disorder, current episode manic without psychotic features, severe	Bipolar I disorder, most recent episode (or current) manic, severe, without mention of psychotic behavior
F312	29644	Bipolar disorder, current episode manic severe with psychotic features	Bipolar I disorder, most recent episode (or current) manic, severe, specified as with psychotic behavior
F3173	29645	Bipolar disorder, in partial remission, most recent episode manic	Bipolar I disorder, most recent episode (or current) manic, in partial or unspecified remission
F3174	29646	Bipolar disorder, in full remission, most recent episode manic	Bipolar I disorder, most recent episode (or current) manic, in full remission
F3130	29650	Bipolar disorder, current episode depressed, mild or moderate severity, unspecified	Bipolar I disorder, most recent episode (or current) depressed, unspecified
F3131	29651	Bipolar disorder, current episode depressed, mild	Bipolar I disorder, most recent episode (or current) depressed, mild
F3132	29652	Bipolar disorder, current episode depressed, moderate	Bipolar I disorder, most recent episode (or current) depressed, moderate
F314	29653	Bipolar disorder, current episode depressed, severe, without psychotic features	Bipolar I disorder, most recent episode (or current) depressed, severe, without mention of psychotic behavior
F315	29654	Bipolar disorder, current episode depressed, severe, with psychotic features	Bipolar I disorder, most recent episode (or current) depressed, severe, specified as with psychotic behavior

Appendix A Dementia risk factors

F3175	29655	Bipolar disorder, in partial remission, most recent episode depressed	Bipolar I disorder, most recent episode (or current) depressed, in partial or unspecified remission
F3176	29656	Bipolar disorder, in full remission, most recent episode depressed	Bipolar I disorder, most recent episode (or current) depressed, in full remission
F3160	29660	Bipolar disorder, current episode mixed, unspecified	Bipolar I disorder, most recent episode (or current) mixed, unspecified
F3161	29661	Bipolar disorder, current episode mixed, mild	Bipolar I disorder, most recent episode (or current) mixed, mild
F3162	29662	Bipolar disorder, current episode mixed, moderate	Bipolar I disorder, most recent episode (or current) mixed, moderate
F3163	29663	Bipolar disorder, current episode mixed, severe, without psychotic features	Bipolar I disorder, most recent episode (or current) mixed, severe, without mention of psychotic behavior
F3164	29664	Bipolar disorder, current episode mixed, severe, with psychotic features	Bipolar I disorder, most recent episode (or current) mixed, severe, specified as with psychotic behavior
F3177	29665	Bipolar disorder, in partial remission, most recent episode mixed	Bipolar I disorder, most recent episode (or current) mixed, in partial or unspecified remission
F3178	29666	Bipolar disorder, in full remission, most recent episode mixed	Bipolar I disorder, most recent episode (or current) mixed, in full remission
F319	29680	Bipolar disorder, unspecified	Bipolar disorder, unspecified
F308	29681	Other manic episodes	Atypical manic disorder
F3289	29682	Other specified depressive episodes	Atypical depressive disorder
F3181	29689	Bipolar II disorder	Other bipolar disorders
F3481	29699	Disruptive mood dysregulation disorder	Other specified episodic mood disorder
F3489	29699	Other specified persistent mood disorders	Other specified episodic mood disorder
F309	29600	Manic episode, unspecified	Bipolar I disorder, single manic episode, unspecified
F3010	29610	Manic episode without psychotic symptoms, unspecified	Manic affective disorder, recurrent episode, unspecified
F3011	29611	Manic episode without psychotic symptoms, mild	Manic affective disorder, recurrent episode, mild
F3012	29612	Manic episode without psychotic symptoms, moderate	Manic affective disorder, recurrent episode, moderate
F3013	29613	Manic episode, severe, without psychotic symptoms	Manic affective disorder, recurrent episode, severe, without mention of psychotic behavior
F302	29614	Manic episode, severe with psychotic symptoms	Manic affective disorder, recurrent episode, severe, specified as with psychotic behavior
F303	29615	Manic episode in partial remission	Manic affective disorder, recurrent episode, in partial or unspecified remission
F304	29616	Manic episode in full remission	Manic affective disorder, recurrent episode, in full remission
F310	29640	Bipolar disorder, current episode hypomanic	Bipolar I disorder, most recent episode (or current) manic, unspecified
F3189	29640	Other bipolar disorder	Bipolar I disorder, most recent episode (or current) manic, unspecified
F3170	2967	Bipolar disorder, currently in remission, most recent episode unspecified	Bipolar I disorder, most recent episode (or current) unspecified
F3171	2967	Bipolar disorder, in partial remission, most recent episode hypomanic	Bipolar I disorder, most recent episode (or current) unspecified
F3172	2967	Bipolar disorder, in full remission, most recent episode hypomanic	Bipolar I disorder, most recent episode (or current) unspecified
F319	2967	Bipolar disorder, unspecified	Bipolar I disorder, most recent episode (or current) unspecified
F338	29699	Other recurrent depressive disorders	Other specified episodic mood disorder
F349	29699	Persistent mood [affective] disorder, unspecified	Other specified episodic mood disorder

Schizophrenia

ICD9 Dx	ICD10 Dx	LongDeslCD9	LongDeslCD10
295.00-295.05	F20.89	Simple type schizophrenia	Other schizophrenia
295.10-295.15	F20.1	Disorganized type schizophrenia	Disorganized schizophrenia
295.20-295.25	F20.2	Catatonic type schizophrenia	Catatonic schizophrenia
295.30-295.35	F20.0	Paranoid type schizophrenia	Paranoid schizophrenia
295.40-295.45	F20.81	Schizophreniform disorder	Schizophreniform disorder
295.50-295.55	F20.89	Latent schizophrenia	Other schizophrenia
295.60-295.65	F20.5	Schizophrenic disorders, residual type	Residual schizophrenia
295.7	F25.9	Schizoaffective disorder, unspecified	Schizoaffective disorder, unspecified

Appendix A
Dementia risk factors

295.71-295.75	F25.0, F25.1, F25.8	Schizoaffective disorder	Schizoaffective disorders
295.80-295.85	F20.89	Other specified types of schizophrenia	Other schizophrenia
295.9	F20.3	Unspecified schizophrenia, unspecified	Undifferentiated schizophrenia
295.91	F20.9	Unspecified schizophrenia, subchronic	Schizophrenia, unspecified
295.92	F20.9	Unspecified schizophrenia, chronic	Schizophrenia, unspecified
295.93	F20.9	Unspecified schizophrenia, subchronic with acute exacerbation	Schizophrenia, unspecified
295.94	F20.9	Unspecified schizophrenia, chronic with acute exacerbation	Schizophrenia, unspecified
295.95	F20.9	Unspecified schizophrenia, in remission	Schizophrenia, unspecified

Appendix A
Lifestyle factors and markers for healthy behavior

Smoking

ICD10 Dx	ICD9 Dx	LongDesICD10	LongDesICD9
F17200	3051	Nicotine dependence, unspecified, uncomplicated	Tobacco use disorder
F17201	3051	Nicotine dependence, unspecified, in remission	Tobacco use disorder
F17210	3051	Nicotine dependence, cigarettes, uncomplicated	Tobacco use disorder
F17211	3051	Nicotine dependence, cigarettes, in remission	Tobacco use disorder
F17220	3051	Nicotine dependence, chewing tobacco, uncomplicated	Tobacco use disorder
F17221	3051	Nicotine dependence, chewing tobacco, in remission	Tobacco use disorder
F17290	3051	Nicotine dependence, other tobacco product, uncomplicated	Tobacco use disorder
F17291	3051	Nicotine dependence, other tobacco product, in remission	Tobacco use disorder
Z87891	V1582	Personal history of nicotine dependence	Personal history of tobacco use
CPT codes			
99406			
99407			
G0436			
G0437			
G9016			
S9453			
S4995			
G9276			
G9458			
1034F			
4001F			
4004F			

OR dispensing of: At least one nicotine or varenicline prescription

Mammography

CPT
76082
76083
76092
HCPCS
G0202
G0203
ICD10 Px code
Z12.31

Colonoscopy

ICD10 Px	ICD9 Px	LongDesICD10	LongDesICD9
0DJ08ZZ	4523	Inspection of Lower Intestinal Tract, Via Natural or Artificial Opening Endoscopic	Colonoscopy
CPT			
45378			
45379			

Appendix A
Lifestyle factors and markers for healthy behavior

45380
45381
45382
45383
45384
45385
45386
45387
45388
45389
45390
45391
45392
HCPCS
G0105
G0121

Fecal occult blood test

HCPCS
G0107
G0328
CPT
82270
82274

Influenza vaccination

ICD10 Dx	ICD9 Dx	LongDesICD10	LongDesICD9
Z23	V0481	Encounter for immunization	Need for prophylactic vaccination and inoculation against influenza
Z23	V066	Encounter for immunization	Need for prophylactic vaccination and inoculation against streptococcus pneumoniae [pneumococcus] and influenza
CPT			
90655			
90656			
90657			
90658			
90659			
90660			
90724			
HCPCS			
G0008			

Pneumococcal vaccination

ICD10 Dx	ICD9 Dx	LongDesICD10	LongDesICD9
Z23	V0382	Encounter for immunization	Other specified vaccinations against streptococcus pneumoniae [pneumococcus]
CPT			
90669			

Appendix A
Lifestyle factors and markers for healthy behavior

90670
90732

Herpes zoster vaccination

CPT
90376
90750

BMD test

CPT
76070
76075
76076
76977
77080
77085

Appendix A

Healthcare utilization measures

Number of generic medications

NDC generic drug name has any value

If multiple events on a single day, the value is measured as combined values.

Number of ED visits

HCPCS					
99281	99282	99283	99284	99285	99288

Number of outpatient visits

HCPCS					
99201	99214	99272	99381	99392	99403
99202	99215	99273	99382	99393	99404
99203	99241	99274	99383	99394	99420
99204	99242	99275	99384	99395	99450
99205	99243	99354	99385	99396	99455
99211	99244	99355	99386	99397	99456
99212	99245	99356	99387	99401	99499
99213	99271	99357	99391	99402	

Number of hospitalizations

The occurrence of MEDPAR with the following attributes:

Inpatient admission type code exists

The occurrence of carrier claims with the following attributes:

20 = Non swing bed SNF claim

30 = Swing bed SNF claim

50 = Hospice claim

60 = Inpatient claim

61 = Inpatient 'full-encounter' claim

Number of PCP visits

The occurrence of carrier claims line with the following attributes:

Line HCFA provider specialty code is any of:

01 = General practice

08 = Family practice

11 = Internal medicine

84 = Preventive medicine (eff 5/92)

HCPCS					
99201	99214	99272	99381	99392	99403
99202	99215	99273	99382	99393	99404
99203	99241	99274	99383	99394	99420
99204	99242	99275	99384	99395	99429
99205	99243	99354	99385	99396	99450
99211	99244	99355	99386	99397	99455
99212	99245	99356	99387	99401	99456
99213	99271	99357	99391	99402	99499

Number of CRP tests

CPT	
86140	86141

Number of serum creatinine tests

CPT	
80048	80054
80049	80069
80053	82565

Appendix A

Frailty markers

Frailty Score for Claims Data

[Kim DH, Schneeweiss S, Glynn RJ, Lipsitz LA, Rockwood K, Avorn J. Measuring frailty in Medicare data: Development and validation of a claims-based frailty index. Journals of Gerontology: Medical Sciences 2018;73\(7\):980-87.](#)

Codes used for each component of the frailty score

Condition	ICD9 Dx	ICD10 Dx	Coefficient
Intercept			0.10288
Intestinal infectious diseases	001-009	A00-A09 (exclude A02.1)	0.00582
Other and unspecified effects of external causes	990-995	A02.1, A22.7, A26.7, A32.7, A40, A41, A42.7, A45.8, B37.7, R65, T33, T34, T36-T50, T66-T78, T88	0.0085
Other bacterial diseases	030-041	A30-A39; A42-A49 (exclude A32.7,A42.7,A45)	0.01188
Mycoses	110-118	B35-B49 (exclude B37.7)	0.00831
Malignant neoplasm of other and unspecified sites	190-199	C69-C80	0.00797
Organic psychotic conditions	290-294	D01, D03, F02, F04, F05, F06, F10.159, F10.180, F10.181, F10.182, F10.188, F10.231, F10.239, F10.259, F10.27, F10.280, F10.281, F10.282, F10.288, F10.929, F10.950, F10.951, F10.959, F10.96, F10.980, F10.982, F10.99, F11.182, F11.282, F11.159, F11.181, F11.188, F11.222, F11.259, F11.281, F11.288, F11.922, F11.959, F11.981, F11.982, F11.988, F12.122, F12.159, F12.180, F12.188, F12.222, F12.259, F12.280, F12.288, F12.922, F12.959, F12.980, F12.988, F13.159, F13.180, F13.181, F13.182, F13.188, F13.259, F13.280, F13.281, F13.282, F13.288, F13.959, F13.980, F13.982, F13.988, F14.122, F14.159, F14.180, F14.181, F14.182, F14.188, F14.222, F14.259, F14.280, F14.281, F14.282, F14.288, F14.922, F14.959, F14.980, F14.981, F14.982, F14.988, F15.122, F15.159, F15.180, F15.181, F15.182, F15.188, F15.222, F15.259, F15.280, F15.281, F15.282, F15.288, F15.920, F15.922, F15.959, F15.980, F15.981, F15.982, F15.988, F16.122, F16.159, F16.180, F16.183, F16.188, F16.259, F16.280, F16.283, F16.288, F16.959, F16.980, F16.983, F16.988, F16.988, F17.208, F17.218, F17.228, F17.298, F18.159, F18.180, F18.188, F18.259, F18.280, F18.288, F18.959, F18.980, F18.988, F19.122, F19.159, F19.180, F19.181, F19.182, F19.188, F19.222, F19.259, F19.280, F19.281, F19.282, F19.921, F19.982, F19.939, F19.94, F19.950, F19.951, F19.96, F19.97, F19.99	0.04745
Benign neoplasms	210-229	D10-D36	-0.00513
Neoplasms of uncertain behavior	235-238	D37-D48	-0.00061
Other and unspecified anemias	285	D62, D64	0.0085
Purpura and other hemorrhagic conditions	287	D69	-0.00804
Diseases of white blood cells	288	D70, D71, D72, D76	-0.0068
Other metabolic and immunity disorders	270-279	D80-D84, D89, E65-E68, E70-E88, M10 (exclude E75.02, E75.19, E75.23, E75.25, E75.29, E75.4)	-0.00564
Disorders of thyroid gland	240-246	E00-E07	0.00439
Diseases of other endocrine glands	250-259	E08-E16,E20-E35	0.01078
Hereditary and degenerative diseases of the central nervous system	330-337	E75.02, E75.19, E75.23, E75.25, E75.29, E75.4, F84.2, G10, G11, G12, G20, G21.0, G23, G24, G25, G30.9, G31, G80.3, G90, G91, G93.7, G93.89, G93.9, G94, G95, G99.2	0.01078

Appendix A
Frailty markers

Neurotic Disorders, Personality Disorders, And Other Nonpsychotic Mental Disorders	300-316	F07, F09, F32.9, F40-F44, F48, F54, F60, F64-F66, F68, F10-F19, F45.8, F45.9, F50, F51, F63.3, F80-F82, F88-F91, F93-F95, F98, R45.1, R48.0 (exclude F10.159, F10.180, F10.181, F10.182, F10.188, F10.231, F10.239, F10.259, F10.27, F10.280, F10.281, F10.282, F10.288, F10.929, F10.950, F10.951, F10.959, F10.96, F10.980, F10.982, F10.99, F11.182, F11.282, F11.159, F11.181, F11.188, F11.222, F11.259, F11.281, F11.288, F11.922, F11.959, F11.981, F11.982, F11.988, F12.122, F12.159, F12.180, F12.188, F12.222, F12.259, F12.280, F12.288, F12.922, F12.959, F12.980, F12.988, F13.159, F13.180, F13.181, F13.182, F13.188, F13.259, F13.280, F13.281, F13.282, F13.288, F13.959, F13.980, F13.982, F13.988, F14.122, F14.159, F14.180, F14.181, F14.182, F14.188, F14.222, F14.259, F14.280, F14.281, F14.282, F14.288, F14.922, F14.959, F14.980, F14.981, F14.982, F14.988, F15.122, F15.159, F15.180, F15.181, F15.182, F15.188, F15.222, F15.259, F15.280, F15.281, F15.282, F15.288, F15.920, F15.922, F15.959, F15.980, F15.981, F15.982, F15.988, F16.122, F16.159, F16.180, F16.183, F16.188, F16.259, F16.280, F16.283, F16.288, F16.959, F16.980, F16.983, F16.988, F16.988, F17.208, F17.218, F17.228, F17.298, F18.159, F18.180, F18.188, F18.259, F18.280, F18.288, F18.959, F18.980, F18.988, F19.122, F19.159, F19.180, F19.181, F19.182, F19.188, F19.222, F19.259, F19.280, F19.281, F19.282, F19.921, F19.982, F19.939, F19.94, F19.950, F19.951, F19.96, F19.97, F19.99)	0.01353
Other psychoses	295-299	F20, F22-F25, F28-F34, F39, F44.89, F84 (exclude F84.2, F32.9)	0.02112
Other disorders of the central nervous system	340-349	G35, G37, G40, G43, G47.4, G80-G83, G92, G93.0-G93.2, G93.4-G93.6, G96-G97, G98.8 (exclusion G80.3)	0.04031
Disorders of the peripheral nervous system	350-359	G60-G65	0.00338
Disorders of the eye and adnexa	360-379	H00-H59 (exclude H54.7)	-0.00061
Hypertensive disease	401-405	I10-I16	0.0174
Ischemic heart disease	410-414	I20-I25	0.0192
Other forms of heart disease	420-429	I30-I52	0.01989
Cerebrovascular disease	430-438	I60-I69	-0.00046
Diseases of arteries, arterioles, and capillaries	440-448	I70-I79	0.00106
Diseases of veins and lymphatics, and other diseases of circulatory system	451-459	I80-I89;I95-I99	0.01234
Pneumonia and influenza	480-487	J09-J18	0.01185
Other diseases of the upper respiratory tract	470-478	J30-J39	-0.0052
Chronic obstructive pulmonary disease and allied conditions	490-496	J40-J45,J47,J67	0.01295
Diseases of oral cavity, salivary glands, and jaws	520-529	K00-K14	0.00261
Diseases of esophagus, stomach, and duodenum	530-537	K20-K31	0.0005
Hernia of abdominal cavity	550-553	K40-K46	0.00388
Infections of skin and subcutaneous tissue	680-686	L00-L08	0.00561
Other inflammatory conditions	690-698	L10-L49, L51-L59	-0.00053
Arthropathies and related disorders	710-719	M00-M02, M04, M05-M09 M11-M14, M15-M19, M20-M25, M30-M36 (excluded M35.3)	0.01408
Rheumatism, excluding the back	725-729	M35.3, M60-M79,R25.2,R29.8x	0.00021
Dorsopathies	720-724	M40-M54	0.00984

Appendix A
Frailty markers

Osteopathies, chondropathies, and acquired musculoskeletal deformities	730-739	M80-M85, M86-M90, M91-M95, M99	0.00389
Nephritis, nephrotic syndrome, and nephrosis	580-589	N00-N05, N08,N17,N18, N25, N26,N27	0.01047
Other diseases of urinary system	590-599	N30-N39	0.01062
Diseases of male genital organs	600-608	N40-N53	-0.02131
Congenital anomalies in urinary system	753	Q60-Q64	-0.00836
Congenital anomalies in musculoskeletal system	754-756	Q65-Q79	0.00073
Symptoms	780-789	R00-R39, R50-R63 (exclude R09.1, R09.2,R13,R25.2,R29.8,R51, R52)	0.00593
Ill-defined and unknown causes of morbidity and mortality	797-799	R09.1, R09.2,R41.8x,R68.13,R68.82, R64,R69,R99	0.01119
Nonspecific abnormal findings	790-796	R70-R97	-0.00231
Contusion with intact skin surface	920-924	S00.93, S10.93, S00.10-S00.12, S05.10-S05.12, S05.90-S05.92, S20.00-S20.02, S20.20-S20.22, S30.0-S30.3, T14.8-T14.9, S40.01-S40.02, S50.0-S50.1, S60.0-S60.2, S70.0-S70.1, S80.0-S80.1, S90.0-S90.3	0.01074
Open wound of lower limb	890-897	S81	0.02042
Persons with a condition influencing their health status	V40-V49	F48.9, F52.9, F69, F81.9, H54.7, H93.9x, J95.850, M96.0, R13.10, R43.9, R46.8x, R47.89, R68.89, Z48.22-Z48.298, Z66, Z73.82, Z74.0x, Z76.82, Z78.x, Z86.59, Z87.898, Z89.0x (excluding 789.52x), 790.x (excluding (Z90.41x, Z90.71x), 791.15, 791.83, 792.82, 793.x-795.x, 796.3x-Z96.9, 797.x-799.x (excluding 798.5x, 795.87x)	0.00191
Persons without reported diagnosis encountered during examination and investigation of individuals and populations	V70-V82	Z00-Z13	-0.01208
Persons with potential health hazards related to communicable diseases	V01-V09	Z20-Z29	-0.00189
Persons encountering health services for specific procedures and aftercare	V50-V59	Z40-Z53, Z79 (exclude Z48.280, Z48.23, Z48.24, Z48.288, Z48.298 , Z48.22, Z48.290)	0.00118

Condition	CPT Code	Coefficient
Office/other outpatient visit – established patient	99214	0.00149
Hospital care – initial	99222	0.0017
Office consultation	99242	-0.00094
Office consultation	99245	0.00169
Nursing facility care – subsequent	99308	0.01389
Preventive medicine services	99381-99429	-0.00712
Anesthesia – head	00100-00222	-0.00049
Anesthesia – neck	00300-00352	0.00614
Anesthesia – intrathoracic	00500-00580	-0.01568
Anesthesia – lower abdomen	00800-00882	-0.01053
Anesthesia – knee and popliteal area	01320-01444	-0.01215
Surgery – respiratory system	30000-32999	-0.00129
Surgery – female genital system	56405-58999	0.00327
Surgery – nervous system	61000-64999	0.00843
Radiology – nuclear medicine	78000-79999	-0.00301
Therapeutic drug assays	80150-80299	0.00789
Cytopathology	88104-88199	-0.01082
Surgical pathology	88300-88399	-0.00427

Appendix A
Frailty markers

Medicine – Ophthalmology	92002-92499	-0.00295
Medicine – Cardiovascular	92950-93799	-0.00046
Medicine – Noninvasive vascular diagnostic studies	93875-93990	-0.00828
Allergy and clinical immunology	95004-95199	-0.0084
Physical medicine and rehabilitation	97001-97799	-0.00012
Chiropractic manipulative treatment	98940-98943	-0.01426
Special services, procedures and reports	99000-99091	0.00127

Condition	HCPCS Code	Coefficient
Transportation services including ambulance	A0021-A0999	0.01022
Other supplies including diabetes supplies and contraceptives	A4244-A4290	0.0236
Diabetic footwear	A5500-A5513	0.02375
Breathing aids	A7000-A7046	0.00947
Administrative, miscellaneous and experimental	A9150-A9999	-0.00167
Walking aids and attachments	E0100-E0159	0.02821
Hospital beds and associated supplies	E0250-E0373	0.08649
Oxygen delivery systems and related supplies	E0424-E0486	0.00665
Humidifiers and nebulizers with related equipment	E0550-E0601	0.00385
Wheelchair or transport chair and related accessories	E0950-E1298, E2201-E2294, E2300-E2399, E2601-E2621	0.00805
Accessories for oxygen delivery devices	E1353-E1406	0.02702
Vaccine administration	G0008-G0010	-0.00158
Screening examinations and disease management training	G0101-G0124	-0.01136
Drugs, administered by injection	J0120-J7130	0.00664
Inhalation solutions	J7608-J7684	0.00412
Wheelchairs, components, and accessories	K0001-K0462, K0669	0.07802

Appendix A Frailty markers

Osteoporosis

ICD10 Dx	ICD9 Dx	LongDeslCD10	LongDeslCD9
M810	73300	Age-related osteoporosis without current pathological fracture	Osteoporosis, unspecified
M810	73301	Age-related osteoporosis without current pathological fracture	Senile osteoporosis
M818	73302	Other osteoporosis without current pathological fracture	Idiopathic osteoporosis
M818	73303	Other osteoporosis without current pathological fracture	Disuse osteoporosis
M816	73309	Localized osteoporosis [Lequesne]	Other osteoporosis
M818	73309	Other osteoporosis without current pathological fracture	Other osteoporosis

Fractures

ICD10 Dx	ICD9 Dx	LongDeslCD10	LongDeslCD9
M8440XA	73310	Pathological fracture, unspecified site, initial encounter for fracture	Pathologic fracture, unspecified site
M84429A	73311	Pathological fracture, unspecified humerus, initial encounter for fracture	Pathologic fracture of humerus
M84439A	73312	Pathological fracture, unspecified ulna and radius, initial encounter for fracture	Pathologic fracture of distal radius and ulna
M4850XA	73313	Collapsed vertebra, not elsewhere classified, site unspecified, initial encounter for fracture	Pathologic fracture of vertebrae
M8008XA	73313	Age-related osteoporosis with current pathological fracture, vertebra(e), initial encounter for fracture	Pathologic fracture of vertebrae
M8468XA	73313	Pathological fracture in other disease, other site, initial encounter for fracture	Pathologic fracture of vertebrae
M84459A	73314	Pathological fracture, hip, unspecified, initial encounter for fracture	Pathologic fracture of neck of femur
M84453A	73315	Pathological fracture, unspecified femur, initial encounter for fracture	Pathologic fracture of other specified part of femur
M84750A	73315	Atypical femoral fracture, unspecified, initial encounter for fracture	Pathologic fracture of other specified part of femur
M84469A	73316	Pathological fracture, unspecified tibia and fibula, initial encounter for fracture	Pathologic fracture of tibia or fibula
M84419A	73319	Pathological fracture, unspecified shoulder, initial encounter for fracture	Pathologic fracture of other specified site
M84479A	73319	Pathological fracture, unspecified toe(s), initial encounter for fracture	Pathologic fracture of other specified site
M8448XA	73319	Pathological fracture, other site, initial encounter for fracture	Pathologic fracture of other specified site
S020XXA	80000	Fracture of vault of skull, initial encounter for closed fracture	Closed fracture of vault of skull without mention of intracranial injury, unspecified state of consciousness
S020XXB	80050	Fracture of vault of skull, initial encounter for open fracture	Open fracture of vault of skull without mention of intracranial injury, unspecified state of consciousness
S02101A	80100	Fracture of base of skull, right side, initial encounter for closed fracture	Closed fracture of base of skull without mention of intracranial injury, unspecified state of consciousness
S02102A	80100	Fracture of base of skull, left side, initial encounter for closed fracture	Closed fracture of base of skull without mention of intracranial injury, unspecified state of consciousness
S02109A	80100	Fracture of base of skull, unspecified side, initial encounter for closed fracture	Closed fracture of base of skull without mention of intracranial injury, unspecified state of consciousness
S02101B	80150	Fracture of base of skull, right side, initial encounter for open fracture	Open fracture of base of skull without mention of intracranial injury, unspecified state of consciousness
S02102B	80150	Fracture of base of skull, left side, initial encounter for open fracture	Open fracture of base of skull without mention of intracranial injury, unspecified state of consciousness
S02109B	80150	Fracture of base of skull, unspecified side, initial encounter for open fracture	Open fracture of base of skull without mention of intracranial injury, unspecified state of consciousness
S022XXA	8020	Fracture of nasal bones, initial encounter for closed fracture	Closed fracture of nasal bones
S022XXB	8021	Fracture of nasal bones, initial encounter for open fracture	Open fracture of nasal bones
S02609A	80220	Fracture of mandible, unspecified, initial encounter for closed fracture	Closed fracture of mandible, unspecified site
S0269XA	80220	Fracture of mandible of other specified site, initial encounter for closed fracture	Closed fracture of mandible, unspecified site

Appendix A
Frailty markers

S02610A	80221	Fracture of condylar process of mandible, unspecified side, initial encounter for closed fracture	Closed fracture of mandible, condylar process
S02611A	80221	Fracture of condylar process of right mandible, initial encounter for closed fracture	Closed fracture of mandible, condylar process
S02612A	80221	Fracture of condylar process of left mandible, initial encounter for closed fracture	Closed fracture of mandible, condylar process
S02620A	80222	Fracture of subcondylar process of mandible, unspecified side, initial encounter for closed fracture	Closed fracture of mandible, subcondylar
S02621A	80222	Fracture of subcondylar process of right mandible, initial encounter for closed fracture	Closed fracture of mandible, subcondylar
S02622A	80222	Fracture of subcondylar process of left mandible, initial encounter for closed fracture	Closed fracture of mandible, subcondylar
S02630A	80223	Fracture of coronoid process of mandible, unspecified side, initial encounter for closed fracture	Closed fracture of mandible, coronoid process
S02631A	80223	Fracture of coronoid process of right mandible, initial encounter for closed fracture	Closed fracture of mandible, coronoid process
S02632A	80223	Fracture of coronoid process of left mandible, initial encounter for closed fracture	Closed fracture of mandible, coronoid process
S02640A	80224	Fracture of ramus of mandible, unspecified side, initial encounter for closed fracture	Closed fracture of mandible, ramus, unspecified
S02641A	80224	Fracture of ramus of right mandible, initial encounter for closed fracture	Closed fracture of mandible, ramus, unspecified
S02642A	80224	Fracture of ramus of left mandible, initial encounter for closed fracture	Closed fracture of mandible, ramus, unspecified
S02650A	80225	Fracture of angle of mandible, unspecified side, initial encounter for closed fracture	Closed fracture of mandible, angle of jaw
S02651A	80225	Fracture of angle of right mandible, initial encounter for closed fracture	Closed fracture of mandible, angle of jaw
S02652A	80225	Fracture of angle of left mandible, initial encounter for closed fracture	Closed fracture of mandible, angle of jaw
S0266XA	80226	Fracture of symphysis of mandible, initial encounter for closed fracture	Closed fracture of mandible, symphysis of body
S02670A	80227	Fracture of alveolus of mandible, unspecified side, initial encounter for closed fracture	Closed fracture of mandible, alveolar border of body
S02671A	80227	Fracture of alveolus of right mandible, initial encounter for closed fracture	Closed fracture of mandible, alveolar border of body
S02672A	80227	Fracture of alveolus of left mandible, initial encounter for closed fracture	Closed fracture of mandible, alveolar border of body
S02600A	80228	Fracture of unspecified part of body of mandible, unspecified side, initial encounter for closed fracture	Closed fracture of mandible, body, other and unspecified
S02601A	80228	Fracture of unspecified part of body of right mandible, initial encounter for closed fracture	Closed fracture of mandible, body, other and unspecified
S02602A	80228	Fracture of unspecified part of body of left mandible, initial encounter for closed fracture	Closed fracture of mandible, body, other and unspecified
S02609B	80230	Fracture of mandible, unspecified, initial encounter for open fracture	Open fracture of mandible, unspecified site
S0269XB	80230	Fracture of mandible of other specified site, initial encounter for open fracture	Open fracture of mandible, unspecified site
S02610B	80231	Fracture of condylar process of mandible, unspecified side, initial encounter for open fracture	Open fracture of mandible, condylar process
S02611B	80231	Fracture of condylar process of right mandible, initial encounter for open fracture	Open fracture of mandible, condylar process
S02612B	80231	Fracture of condylar process of left mandible, initial encounter for open fracture	Open fracture of mandible, condylar process
S02620B	80232	Fracture of subcondylar process of mandible, unspecified side, initial encounter for open fracture	Open fracture of mandible, subcondylar
S02621B	80232	Fracture of subcondylar process of right mandible, initial encounter for open fracture	Open fracture of mandible, subcondylar
S02622B	80232	Fracture of subcondylar process of left mandible, initial encounter for open fracture	Open fracture of mandible, subcondylar
S02630B	80233	Fracture of coronoid process of mandible, unspecified side, initial encounter for open fracture	Open fracture of mandible, coronoid process

Appendix A
Frailty markers

S02631B	80233	Fracture of coronoid process of right mandible, initial encounter for open fracture	Open fracture of mandible, coronoid process
S02632B	80233	Fracture of coronoid process of left mandible, initial encounter for open fracture	Open fracture of mandible, coronoid process
S02640B	80234	Fracture of ramus of mandible, unspecified side, initial encounter for open fracture	Open fracture of mandible, ramus, unspecified
S02641B	80234	Fracture of ramus of right mandible, initial encounter for open fracture	Open fracture of mandible, ramus, unspecified
S02642B	80234	Fracture of ramus of left mandible, initial encounter for open fracture	Open fracture of mandible, ramus, unspecified
S02650B	80235	Fracture of angle of mandible, unspecified side, initial encounter for open fracture	Open fracture of mandible, angle of jaw
S02651B	80235	Fracture of angle of right mandible, initial encounter for open fracture	Open fracture of mandible, angle of jaw
S02652B	80235	Fracture of angle of left mandible, initial encounter for open fracture	Open fracture of mandible, angle of jaw
S0266XB	80236	Fracture of symphysis of mandible, initial encounter for open fracture	Open fracture of mandible, symphysis of body
S02670B	80237	Fracture of alveolus of mandible, unspecified side, initial encounter for open fracture	Open fracture of mandible, alveolar border of body
S02671B	80237	Fracture of alveolus of right mandible, initial encounter for open fracture	Open fracture of mandible, alveolar border of body
S02672B	80237	Fracture of alveolus of left mandible, initial encounter for open fracture	Open fracture of mandible, alveolar border of body
S02600B	80238	Fracture of unspecified part of body of mandible, unspecified side, initial encounter for open fracture	Open fracture of mandible, body, other and unspecified
S02601B	80238	Fracture of unspecified part of body of right mandible, initial encounter for open fracture	Open fracture of mandible, body, other and unspecified
S02602B	80238	Fracture of unspecified part of body of left mandible, initial encounter for open fracture	Open fracture of mandible, body, other and unspecified
S02400A	8024	Malar fracture, unspecified side, initial encounter for closed fracture	Closed fracture of malar and maxillary bones
S02401A	8024	Maxillary fracture, unspecified side, initial encounter for closed fracture	Closed fracture of malar and maxillary bones
S02402A	8024	Zygomatic fracture, unspecified side, initial encounter for closed fracture	Closed fracture of malar and maxillary bones
S0240AA	8024	Malar fracture, right side, initial encounter for closed fracture	Closed fracture of malar and maxillary bones
S0240BA	8024	Malar fracture, left side, initial encounter for closed fracture	Closed fracture of malar and maxillary bones
S0240CA	8024	Maxillary fracture, right side, initial encounter for closed fracture	Closed fracture of malar and maxillary bones
S0240DA	8024	Maxillary fracture, left side, initial encounter for closed fracture	Closed fracture of malar and maxillary bones
S0240EA	8024	Zygomatic fracture, right side, initial encounter for closed fracture	Closed fracture of malar and maxillary bones
S0240FA	8024	Zygomatic fracture, left side, initial encounter for closed fracture	Closed fracture of malar and maxillary bones
S02400B	8025	Malar fracture, unspecified side, initial encounter for open fracture	Open fracture of malar and maxillary bones
S02401B	8025	Maxillary fracture, unspecified side, initial encounter for open fracture	Open fracture of malar and maxillary bones
S02402B	8025	Zygomatic fracture, unspecified side, initial encounter for open fracture	Open fracture of malar and maxillary bones
S0240AB	8025	Malar fracture, right side, initial encounter for open fracture	Open fracture of malar and maxillary bones
S0240BB	8025	Malar fracture, left side, initial encounter for open fracture	Open fracture of malar and maxillary bones
S0240CB	8025	Maxillary fracture, right side, initial encounter for open fracture	Open fracture of malar and maxillary bones
S0240DB	8025	Maxillary fracture, left side, initial encounter for open fracture	Open fracture of malar and maxillary bones

Appendix A
Frailty markers

S0240EB	8025	Zygomatic fracture, right side, initial encounter for open fracture	Open fracture of malar and maxillary bones
S0240FB	8025	Zygomatic fracture, left side, initial encounter for open fracture	Open fracture of malar and maxillary bones
S0230XA	8026	Fracture of orbital floor, unspecified side, initial encounter for closed fracture	Closed fracture of orbital floor (blow-out)
S0231XA	8026	Fracture of orbital floor, right side, initial encounter for closed fracture	Closed fracture of orbital floor (blow-out)
S0232XA	8026	Fracture of orbital floor, left side, initial encounter for closed fracture	Closed fracture of orbital floor (blow-out)
S0230XB	8027	Fracture of orbital floor, unspecified side, initial encounter for open fracture	Open fracture of orbital floor (blow-out)
S0231XB	8027	Fracture of orbital floor, right side, initial encounter for open fracture	Open fracture of orbital floor (blow-out)
S0232XB	8027	Fracture of orbital floor, left side, initial encounter for open fracture	Open fracture of orbital floor (blow-out)
S0242XA	8028	Fracture of alveolus of maxilla, initial encounter for closed fracture	Closed fracture of other facial bones
S0292XA	8028	Unspecified fracture of facial bones, initial encounter for closed fracture	Closed fracture of other facial bones
S0242XB	8029	Fracture of alveolus of maxilla, initial encounter for open fracture	Open fracture of other facial bones
S0292XB	8029	Unspecified fracture of facial bones, initial encounter for open fracture	Open fracture of other facial bones
S0291XA	80300	Unspecified fracture of skull, initial encounter for closed fracture	Other closed skull fracture without mention of intracranial injury, unspecified state of consciousness
S0291XB	80350	Unspecified fracture of skull, initial encounter for open fracture	Other open skull fracture without mention of injury, unspecified state of consciousness
S129XXA	80500	Fracture of neck, unspecified, initial encounter	Closed fracture of cervical vertebra, unspecified level
S12000A	80501	Unspecified displaced fracture of first cervical vertebra, initial encounter for closed fracture	Closed fracture of first cervical vertebra
S12001A	80501	Unspecified nondisplaced fracture of first cervical vertebra, initial encounter for closed fracture	Closed fracture of first cervical vertebra
S12100A	80502	Unspecified displaced fracture of second cervical vertebra, initial encounter for closed fracture	Closed fracture of second cervical vertebra
S12101A	80502	Unspecified nondisplaced fracture of second cervical vertebra, initial encounter for closed fracture	Closed fracture of second cervical vertebra
S12200A	80503	Unspecified displaced fracture of third cervical vertebra, initial encounter for closed fracture	Closed fracture of third cervical vertebra
S12201A	80503	Unspecified nondisplaced fracture of third cervical vertebra, initial encounter for closed fracture	Closed fracture of third cervical vertebra
S12300A	80504	Unspecified displaced fracture of fourth cervical vertebra, initial encounter for closed fracture	Closed fracture of fourth cervical vertebra
S12301A	80504	Unspecified nondisplaced fracture of fourth cervical vertebra, initial encounter for closed fracture	Closed fracture of fourth cervical vertebra
S12400A	80505	Unspecified displaced fracture of fifth cervical vertebra, initial encounter for closed fracture	Closed fracture of fifth cervical vertebra
S12401A	80505	Unspecified nondisplaced fracture of fifth cervical vertebra, initial encounter for closed fracture	Closed fracture of fifth cervical vertebra
S12500A	80506	Unspecified displaced fracture of sixth cervical vertebra, initial encounter for closed fracture	Closed fracture of sixth cervical vertebra
S12501A	80506	Unspecified nondisplaced fracture of sixth cervical vertebra, initial encounter for closed fracture	Closed fracture of sixth cervical vertebra
S12600A	80507	Unspecified displaced fracture of seventh cervical vertebra, initial encounter for closed fracture	Closed fracture of seventh cervical vertebra
S12601A	80507	Unspecified nondisplaced fracture of seventh cervical vertebra, initial encounter for closed fracture	Closed fracture of seventh cervical vertebra
S12000B	80511	Unspecified displaced fracture of first cervical vertebra, initial encounter for open fracture	Open fracture of first cervical vertebra
S12001B	80511	Unspecified nondisplaced fracture of first cervical vertebra, initial encounter for open fracture	Open fracture of first cervical vertebra

Appendix A
Frailty markers

S12100B	80512	Unspecified displaced fracture of second cervical vertebra, initial encounter for open fracture	Open fracture of second cervical vertebra
S12101B	80512	Unspecified nondisplaced fracture of second cervical vertebra, initial encounter for open fracture	Open fracture of second cervical vertebra
S12200B	80513	Unspecified displaced fracture of third cervical vertebra, initial encounter for open fracture	Open fracture of third cervical vertebra
S12201B	80513	Unspecified nondisplaced fracture of third cervical vertebra, initial encounter for open fracture	Open fracture of third cervical vertebra
S12300B	80514	Unspecified displaced fracture of fourth cervical vertebra, initial encounter for open fracture	Open fracture of fourth cervical vertebra
S12301B	80514	Unspecified nondisplaced fracture of fourth cervical vertebra, initial encounter for open fracture	Open fracture of fourth cervical vertebra
S12400B	80515	Unspecified displaced fracture of fifth cervical vertebra, initial encounter for open fracture	Open fracture of fifth cervical vertebra
S12401B	80515	Unspecified nondisplaced fracture of fifth cervical vertebra, initial encounter for open fracture	Open fracture of fifth cervical vertebra
S12500B	80516	Unspecified displaced fracture of sixth cervical vertebra, initial encounter for open fracture	Open fracture of sixth cervical vertebra
S12501B	80516	Unspecified nondisplaced fracture of sixth cervical vertebra, initial encounter for open fracture	Open fracture of sixth cervical vertebra
S12600B	80517	Unspecified displaced fracture of seventh cervical vertebra, initial encounter for open fracture	Open fracture of seventh cervical vertebra
S12601B	80517	Unspecified nondisplaced fracture of seventh cervical vertebra, initial encounter for open fracture	Open fracture of seventh cervical vertebra
S22009A	8052	Unspecified fracture of unspecified thoracic vertebra, initial encounter for closed fracture	Closed fracture of dorsal [thoracic] vertebra without mention of spinal cord injury
S22009B	8053	Unspecified fracture of unspecified thoracic vertebra, initial encounter for open fracture	Open fracture of dorsal [thoracic] vertebra without mention of spinal cord injury
S32009A	8054	Unspecified fracture of unspecified lumbar vertebra, initial encounter for closed fracture	Closed fracture of lumbar vertebra without mention of spinal cord injury
S32009B	8055	Unspecified fracture of unspecified lumbar vertebra, initial encounter for open fracture	Open fracture of lumbar vertebra without mention of spinal cord injury
S3210XA	8056	Unspecified fracture of sacrum, initial encounter for closed fracture	Closed fracture of sacrum and coccyx without mention of spinal cord injury
S322XXA	8056	Fracture of coccyx, initial encounter for closed fracture	Closed fracture of sacrum and coccyx without mention of spinal cord injury
S3210XB	8057	Unspecified fracture of sacrum, initial encounter for open fracture	Open fracture of sacrum and coccyx without mention of spinal cord injury
S322XXB	8057	Fracture of coccyx, initial encounter for open fracture	Open fracture of sacrum and coccyx without mention of spinal cord injury
S2239XA	80700	Fracture of one rib, unspecified side, initial encounter for closed fracture	Closed fracture of rib(s), unspecified
S2239XB	80701	Fracture of one rib, unspecified side, initial encounter for open fracture	Open fracture of one rib
S2249XA	80702	Multiple fractures of ribs, unspecified side, initial encounter for closed fracture	Closed fracture of two ribs
S2249XB	80709	Multiple fractures of ribs, unspecified side, initial encounter for open fracture	Open fracture of multiple ribs, unspecified
S2239XA	80711	Fracture of one rib, unspecified side, initial encounter for open fracture	Open fracture of one rib
S2249XA	80712	Multiple fractures of ribs, unspecified side, initial encounter for open fracture	Open fracture of two ribs
S2249XB	80719	Multiple fractures of ribs, unspecified side, initial encounter for open fracture	Open fracture of multiple ribs, unspecified
S2220XA	8072	Unspecified fracture of sternum, initial encounter for closed fracture	Closed fracture of sternum
S2220XB	8073	Unspecified fracture of sternum, initial encounter for open fracture	Open fracture of sternum
S225XXA	8074	Flail chest, initial encounter for closed fracture	Flail chest
S225XXB	8074	Flail chest, initial encounter for open fracture	Flail chest
S128XXA	8075	Fracture of other parts of neck, initial encounter	Closed fracture of larynx and trachea

Appendix A
Frailty markers

S32409A	8080	Unspecified fracture of unspecified acetabulum, initial encounter for closed fracture	Closed fracture of acetabulum
S32409B	8081	Unspecified fracture of unspecified acetabulum, initial encounter for open fracture	Open fracture of acetabulum
S32501A	8082	Unspecified fracture of right pubis, initial encounter for closed fracture	Closed fracture of pubis
S32502A	8082	Unspecified fracture of left pubis, initial encounter for closed fracture	Closed fracture of pubis
S32509A	8082	Unspecified fracture of unspecified pubis, initial encounter for closed fracture	Closed fracture of pubis
S32501B	8083	Unspecified fracture of right pubis, initial encounter for open fracture	Open fracture of pubis
S32502B	8083	Unspecified fracture of left pubis, initial encounter for open fracture	Open fracture of pubis
S32509B	8083	Unspecified fracture of unspecified pubis, initial encounter for open fracture	Open fracture of pubis
S32309A	80841	Unspecified fracture of unspecified ilium, initial encounter for closed fracture	Closed fracture of ilium
S32609A	80842	Unspecified fracture of unspecified ischium, initial encounter for closed fracture	Closed fracture of ischium
S32810A	80843	Multiple fractures of pelvis with stable disruption of pelvic ring, initial encounter for closed fracture	Multiple closed pelvic fractures with disruption of pelvic circle
S32811A	80843	Multiple fractures of pelvis with unstable disruption of pelvic ring, initial encounter for closed fracture	Multiple closed pelvic fractures with disruption of pelvic circle
S3282XA	80844	Multiple fractures of pelvis without disruption of pelvic ring, initial encounter for closed fracture	Multiple closed pelvic fractures without disruption of pelvic circle
S3289XA	80849	Fracture of other parts of pelvis, initial encounter for closed fracture	Closed fracture of other specified part of pelvis
S32309B	80851	Unspecified fracture of unspecified ilium, initial encounter for open fracture	Open fracture of ilium
S32609B	80852	Unspecified fracture of unspecified ischium, initial encounter for open fracture	Open fracture of ischium
S32810B	80853	Multiple fractures of pelvis with stable disruption of pelvic ring, initial encounter for open fracture	Multiple open pelvic fractures with disruption of pelvic circle
S32811B	80853	Multiple fractures of pelvis with unstable disruption of pelvic ring, initial encounter for open fracture	Multiple open pelvic fractures with disruption of pelvic circle
S3282XB	80854	Multiple fractures of pelvis without disruption of pelvic ring, initial encounter for open fracture	Multiple open pelvic fractures without disruption of pelvic circle
S3289XB	80859	Fracture of other parts of pelvis, initial encounter for open fracture	Open fracture of other specified part of pelvis
S329XXA	8088	Fracture of unspecified parts of lumbosacral spine and pelvis, initial encounter for closed fracture	Closed unspecified fracture of pelvis
S329XXB	8089	Fracture of unspecified parts of lumbosacral spine and pelvis, initial encounter for open fracture	Open unspecified fracture of pelvis
S229XXA	8090	Fracture of bony thorax, part unspecified, initial encounter for closed fracture	Fracture of bones of trunk, closed
S229XXB	8091	Fracture of bony thorax, part unspecified, initial encounter for open fracture	Fracture of bones of trunk, open
S42009A	81000	Fracture of unspecified part of unspecified clavicle, initial encounter for closed fracture	Closed fracture of clavicle, unspecified part
S42013A	81001	Anterior displaced fracture of sternal end of unspecified clavicle, initial encounter for closed fracture	Closed fracture of sternal end of clavicle
S42016A	81001	Posterior displaced fracture of sternal end of unspecified clavicle, initial encounter for closed fracture	Closed fracture of sternal end of clavicle
S42019A	81001	Nondisplaced fracture of sternal end of unspecified clavicle, initial encounter for closed fracture	Closed fracture of sternal end of clavicle
S42023A	81002	Displaced fracture of shaft of unspecified clavicle, initial encounter for closed fracture	Closed fracture of shaft of clavicle
S42026A	81002	Nondisplaced fracture of shaft of unspecified clavicle, initial encounter for closed fracture	Closed fracture of shaft of clavicle
S42033A	81003	Displaced fracture of lateral end of unspecified clavicle, initial encounter for closed fracture	Closed fracture of acromial end of clavicle

Appendix A
Frailty markers

S42036A	81003	Nondisplaced fracture of lateral end of unspecified clavicle, initial encounter for closed fracture	Closed fracture of acromial end of clavicle
S42009B	81010	Fracture of unspecified part of unspecified clavicle, initial encounter for open fracture	Open fracture of clavicle, unspecified part
S42013B	81011	Anterior displaced fracture of sternal end of unspecified clavicle, initial encounter for open fracture	Open fracture of sternal end of clavicle
S42016B	81011	Posterior displaced fracture of sternal end of unspecified clavicle, initial encounter for open fracture	Open fracture of sternal end of clavicle
S42019B	81011	Nondisplaced fracture of sternal end of unspecified clavicle, initial encounter for open fracture	Open fracture of sternal end of clavicle
S42023B	81012	Displaced fracture of shaft of unspecified clavicle, initial encounter for open fracture	Open fracture of shaft of clavicle
S42026B	81012	Nondisplaced fracture of shaft of unspecified clavicle, initial encounter for open fracture	Open fracture of shaft of clavicle
S42033B	81013	Displaced fracture of lateral end of unspecified clavicle, initial encounter for open fracture	Open fracture of acromial end of clavicle
S42036B	81013	Nondisplaced fracture of lateral end of unspecified clavicle, initial encounter for open fracture	Open fracture of acromial end of clavicle
S42109A	81100	Fracture of unspecified part of scapula, unspecified shoulder, initial encounter for closed fracture	Closed fracture of scapula, unspecified part
S42123A	81101	Displaced fracture of acromial process, unspecified shoulder, initial encounter for closed fracture	Closed fracture of acromial process of scapula
S42126A	81101	Nondisplaced fracture of acromial process, unspecified shoulder, initial encounter for closed fracture	Closed fracture of acromial process of scapula
S42133A	81102	Displaced fracture of coracoid process, unspecified shoulder, initial encounter for closed fracture	Closed fracture of coracoid process of scapula
S42136A	81102	Nondisplaced fracture of coracoid process, unspecified shoulder, initial encounter for closed fracture	Closed fracture of coracoid process of scapula
S42143A	81103	Displaced fracture of glenoid cavity of scapula, unspecified shoulder, initial encounter for closed fracture	Closed fracture of glenoid cavity and neck of scapula
S42146A	81103	Nondisplaced fracture of glenoid cavity of scapula, unspecified shoulder, initial encounter for closed fracture	Closed fracture of glenoid cavity and neck of scapula
S42153A	81103	Displaced fracture of neck of scapula, unspecified shoulder, initial encounter for closed fracture	Closed fracture of glenoid cavity and neck of scapula
S42156A	81103	Nondisplaced fracture of neck of scapula, unspecified shoulder, initial encounter for closed fracture	Closed fracture of glenoid cavity and neck of scapula
S42113A	81109	Displaced fracture of body of scapula, unspecified shoulder, initial encounter for closed fracture	Closed fracture of scapula, other
S42116A	81109	Nondisplaced fracture of body of scapula, unspecified shoulder, initial encounter for closed fracture	Closed fracture of scapula, other
S42199A	81109	Fracture of other part of scapula, unspecified shoulder, initial encounter for closed fracture	Closed fracture of scapula, other
S42109B	81110	Fracture of unspecified part of scapula, unspecified shoulder, initial encounter for open fracture	Open fracture of scapula, unspecified part
S42123B	81111	Displaced fracture of acromial process, unspecified shoulder, initial encounter for open fracture	Open fracture of acromial process of scapula
S42126B	81111	Nondisplaced fracture of acromial process, unspecified shoulder, initial encounter for open fracture	Open fracture of acromial process of scapula
S42133B	81112	Displaced fracture of coracoid process, unspecified shoulder, initial encounter for open fracture	Open fracture of coracoid process
S42136B	81112	Nondisplaced fracture of coracoid process, unspecified shoulder, initial encounter for open fracture	Open fracture of coracoid process
S42143B	81113	Displaced fracture of glenoid cavity of scapula, unspecified shoulder, initial encounter for open fracture	Open fracture of glenoid cavity and neck of scapula
S42146B	81113	Nondisplaced fracture of glenoid cavity of scapula, unspecified shoulder, initial encounter for open fracture	Open fracture of glenoid cavity and neck of scapula
S42153B	81113	Displaced fracture of neck of scapula, unspecified shoulder, initial encounter for open fracture	Open fracture of glenoid cavity and neck of scapula
S42156B	81113	Nondisplaced fracture of neck of scapula, unspecified shoulder, initial encounter for open fracture	Open fracture of glenoid cavity and neck of scapula
S42113B	81119	Displaced fracture of body of scapula, unspecified shoulder, initial encounter for open fracture	Open fracture of scapula, other

Appendix A
Frailty markers

S42116B	81119	Nondisplaced fracture of body of scapula, unspecified shoulder, initial encounter for open fracture	Open fracture of scapula, other
S42199B	81119	Fracture of other part of scapula, unspecified shoulder, initial encounter for open fracture	Open fracture of scapula, other
S42209A	81200	Unspecified fracture of upper end of unspecified humerus, initial encounter for closed fracture	Closed fracture of unspecified part of upper end of humerus
S42213A	81201	Unspecified displaced fracture of surgical neck of unspecified humerus, initial encounter for closed fracture	Closed fracture of surgical neck of humerus
S42216A	81201	Unspecified nondisplaced fracture of surgical neck of unspecified humerus, initial encounter for closed fracture	Closed fracture of surgical neck of humerus
S42293A	81202	Other displaced fracture of upper end of unspecified humerus, initial encounter for closed fracture	Closed fracture of anatomical neck of humerus
S42295A	81202	Other nondisplaced fracture of upper end of left humerus, initial encounter for closed fracture	Closed fracture of anatomical neck of humerus
S42253A	81203	Displaced fracture of greater tuberosity of unspecified humerus, initial encounter for closed fracture	Closed fracture of greater tuberosity of humerus
S42256A	81203	Nondisplaced fracture of greater tuberosity of unspecified humerus, initial encounter for closed fracture	Closed fracture of greater tuberosity of humerus
S42293A	81209	Other displaced fracture of upper end of unspecified humerus, initial encounter for closed fracture	Other closed fracture of upper end of humerus
S42296A	81209	Other nondisplaced fracture of upper end of unspecified humerus, initial encounter for closed fracture	Other closed fracture of upper end of humerus
S42209B	81210	Unspecified fracture of upper end of unspecified humerus, initial encounter for open fracture	Open fracture of unspecified part of upper end of humerus
S42213B	81211	Unspecified displaced fracture of surgical neck of unspecified humerus, initial encounter for open fracture	Open fracture of surgical neck of humerus
S42216B	81211	Unspecified nondisplaced fracture of surgical neck of unspecified humerus, initial encounter for open fracture	Open fracture of surgical neck of humerus
S42293B	81212	Other displaced fracture of upper end of unspecified humerus, initial encounter for open fracture	Open fracture of anatomical neck of humerus
S42296B	81212	Other nondisplaced fracture of upper end of unspecified humerus, initial encounter for open fracture	Open fracture of anatomical neck of humerus
S42253B	81213	Displaced fracture of greater tuberosity of unspecified humerus, initial encounter for open fracture	Open fracture of greater tuberosity of humerus
S42256B	81213	Nondisplaced fracture of greater tuberosity of unspecified humerus, initial encounter for open fracture	Open fracture of greater tuberosity of humerus
S42293B	81219	Other displaced fracture of upper end of unspecified humerus, initial encounter for open fracture	Other open fracture of upper end of humerus
S42296B	81219	Other nondisplaced fracture of upper end of unspecified humerus, initial encounter for open fracture	Other open fracture of upper end of humerus
S42309A	81220	Unspecified fracture of shaft of humerus, unspecified arm, initial encounter for closed fracture	Closed fracture of unspecified part of humerus
S42399A	81221	Other fracture of shaft of unspecified humerus, initial encounter for closed fracture	Closed fracture of shaft of humerus
S42309B	81230	Unspecified fracture of shaft of humerus, unspecified arm, initial encounter for open fracture	Open fracture of unspecified part of humerus
S42399B	81231	Other fracture of shaft of unspecified humerus, initial encounter for open fracture	Open fracture of shaft of humerus
S42409A	81240	Unspecified fracture of lower end of unspecified humerus, initial encounter for closed fracture	Closed fracture of unspecified part of lower end of humerus
S42413A	81241	Displaced simple supracondylar fracture without intercondylar fracture of unspecified humerus, initial encounter for closed fracture	Closed supracondylar fracture of humerus
S42416A	81241	Nondisplaced simple supracondylar fracture without intercondylar fracture of unspecified humerus, initial encounter for closed fracture	Closed supracondylar fracture of humerus
S42433A	81242	Displaced fracture (avulsion) of lateral epicondyle of unspecified humerus, initial encounter for closed fracture	Closed fracture of lateral condyle of humerus
S42436A	81242	Nondisplaced fracture (avulsion) of lateral epicondyle of unspecified humerus, initial encounter for closed fracture	Closed fracture of lateral condyle of humerus
S42453A	81242	Displaced fracture of lateral condyle of unspecified humerus, initial encounter for closed fracture	Closed fracture of lateral condyle of humerus

Appendix A
Frailty markers

S42456A	81242	Nondisplaced fracture of lateral condyle of unspecified humerus, initial encounter for closed fracture	Closed fracture of lateral condyle of humerus
S42443A	81243	Displaced fracture (avulsion) of medial epicondyle of unspecified humerus, initial encounter for closed fracture	Closed fracture of medial condyle of humerus
S42446A	81243	Nondisplaced fracture (avulsion) of medial epicondyle of unspecified humerus, initial encounter for closed fracture	Closed fracture of medial condyle of humerus
S42463A	81243	Displaced fracture of medial condyle of unspecified humerus, initial encounter for closed fracture	Closed fracture of medial condyle of humerus
S42466A	81243	Nondisplaced fracture of medial condyle of unspecified humerus, initial encounter for closed fracture	Closed fracture of medial condyle of humerus
S42473A	81244	Displaced transcondylar fracture of unspecified humerus, initial encounter for closed fracture	Closed fracture of unspecified condyle(s) of humerus
S42476A	81244	Nondisplaced transcondylar fracture of unspecified humerus, initial encounter for closed fracture	Closed fracture of unspecified condyle(s) of humerus
S42493A	81249	Other displaced fracture of lower end of unspecified humerus, initial encounter for closed fracture	Other closed fracture of lower end of humerus
S42496A	81249	Other nondisplaced fracture of lower end of unspecified humerus, initial encounter for closed fracture	Other closed fracture of lower end of humerus
S42409B	81250	Unspecified fracture of lower end of unspecified humerus, initial encounter for open fracture	Open fracture of unspecified part of lower end of humerus
S42413B	81251	Displaced simple supracondylar fracture without intercondylar fracture of unspecified humerus, initial encounter for open fracture	Open supracondylar fracture of humerus
S42416B	81251	Nondisplaced simple supracondylar fracture without intercondylar fracture of unspecified humerus, initial encounter for open fracture	Open supracondylar fracture of humerus
S42453B	81252	Displaced fracture of lateral condyle of unspecified humerus, initial encounter for open fracture	Open fracture of lateral condyle of humerus
S42456B	81252	Nondisplaced fracture of lateral condyle of unspecified humerus, initial encounter for open fracture	Open fracture of lateral condyle of humerus
S42463B	81253	Displaced fracture of medial condyle of unspecified humerus, initial encounter for open fracture	Open fracture of medial condyle of humerus
S42466B	81253	Nondisplaced fracture of medial condyle of unspecified humerus, initial encounter for open fracture	Open fracture of medial condyle of humerus
S42473B	81254	Displaced transcondylar fracture of unspecified humerus, initial encounter for open fracture	Open fracture of unspecified condyle(s) of humerus
S42476B	81254	Nondisplaced transcondylar fracture of unspecified humerus, initial encounter for open fracture	Open fracture of unspecified condyle(s) of humerus
S42493B	81259	Other displaced fracture of lower end of unspecified humerus, initial encounter for open fracture	Other open fracture of lower end of humerus
S42496B	81259	Other nondisplaced fracture of lower end of unspecified humerus, initial encounter for open fracture	Other open fracture of lower end of humerus
S52023A	81301	Displaced fracture of olecranon process without intraarticular extension of unspecified ulna, initial encounter for closed fracture	Closed fracture of olecranon process of ulna
S52026A	81301	Nondisplaced fracture of olecranon process without intraarticular extension of unspecified ulna, initial encounter for closed fracture	Closed fracture of olecranon process of ulna
S52043A	81302	Displaced fracture of coronoid process of unspecified ulna, initial encounter for closed fracture	Closed fracture of coronoid process of ulna
S52046A	81302	Nondisplaced fracture of coronoid process of unspecified ulna, initial encounter for closed fracture	Closed fracture of coronoid process of ulna
S52279A	81303	Monteggia's fracture of unspecified ulna, initial encounter for closed fracture	Closed Monteggia's fracture
S52009A	81304	Unspecified fracture of upper end of unspecified ulna, initial encounter for closed fracture	Other and unspecified closed fractures of proximal end of ulna (alone)
S52099A	81304	Other fracture of upper end of unspecified ulna, initial encounter for closed fracture	Other and unspecified closed fractures of proximal end of ulna (alone)
S52123A	81305	Displaced fracture of head of unspecified radius, initial encounter for closed fracture	Closed fracture of head of radius
S52126A	81305	Nondisplaced fracture of head of unspecified radius, initial encounter for closed fracture	Closed fracture of head of radius

Appendix A
Frailty markers

S52133A	81306	Displaced fracture of neck of unspecified radius, initial encounter for closed fracture	Closed fracture of neck of radius
S52136A	81306	Nondisplaced fracture of neck of unspecified radius, initial encounter for closed fracture	Closed fracture of neck of radius
S52109A	81307	Unspecified fracture of upper end of unspecified radius, initial encounter for closed fracture	Other and unspecified closed fractures of proximal end of radius (alone)
S52189A	81307	Other fracture of upper end of unspecified radius, initial encounter for closed fracture	Other and unspecified closed fractures of proximal end of radius (alone)
S59109A	81307	Unspecified physeal fracture of upper end of radius, unspecified arm, initial encounter for closed fracture	Other and unspecified closed fractures of proximal end of radius (alone)
S52023B	81311	Displaced fracture of olecranon process without intraarticular extension of unspecified ulna, initial encounter for open fracture type I or II	Open fracture of olecranon process of ulna
S52023C	81311	Displaced fracture of olecranon process without intraarticular extension of unspecified ulna, initial encounter for open fracture type IIIA, IIIB, or IIIC	Open fracture of olecranon process of ulna
S52026B	81311	Nondisplaced fracture of olecranon process without intraarticular extension of unspecified ulna, initial encounter for open fracture type I or II	Open fracture of olecranon process of ulna
S52026C	81311	Nondisplaced fracture of olecranon process without intraarticular extension of unspecified ulna, initial encounter for open fracture type IIIA, IIIB, or IIIC	Open fracture of olecranon process of ulna
S52043B	81312	Displaced fracture of coronoid process of unspecified ulna, initial encounter for open fracture type I or II	Open fracture of coronoid process of ulna
S52043C	81312	Displaced fracture of coronoid process of unspecified ulna, initial encounter for open fracture type IIIA, IIIB, or IIIC	Open fracture of coronoid process of ulna
S52046B	81312	Nondisplaced fracture of coronoid process of unspecified ulna, initial encounter for open fracture type I or II	Open fracture of coronoid process of ulna
S52046C	81312	Nondisplaced fracture of coronoid process of unspecified ulna, initial encounter for open fracture type IIIA, IIIB, or IIIC	Open fracture of coronoid process of ulna
S52279B	81313	Monteggia's fracture of unspecified ulna, initial encounter for open fracture type I or II	Open Monteggia's fracture
S52279C	81313	Monteggia's fracture of unspecified ulna, initial encounter for open fracture type IIIA, IIIB, or IIIC	Open Monteggia's fracture
S52009B	81314	Unspecified fracture of upper end of unspecified ulna, initial encounter for open fracture type I or II	Other and unspecified open fractures of proximal end of ulna (alone)
S52009C	81314	Unspecified fracture of upper end of unspecified ulna, initial encounter for open fracture type IIIA, IIIB, or IIIC	Other and unspecified open fractures of proximal end of ulna (alone)
S52099B	81314	Other fracture of upper end of unspecified ulna, initial encounter for open fracture type I or II	Other and unspecified open fractures of proximal end of ulna (alone)
S52099C	81314	Other fracture of upper end of unspecified ulna, initial encounter for open fracture type IIIA, IIIB, or IIIC	Other and unspecified open fractures of proximal end of ulna (alone)
S52123B	81315	Displaced fracture of head of unspecified radius, initial encounter for open fracture type I or II	Open fracture of head of radius
S52123C	81315	Displaced fracture of head of unspecified radius, initial encounter for open fracture type IIIA, IIIB, or IIIC	Open fracture of head of radius
S52126B	81315	Nondisplaced fracture of head of unspecified radius, initial encounter for open fracture type I or II	Open fracture of head of radius
S52126C	81315	Nondisplaced fracture of head of unspecified radius, initial encounter for open fracture type IIIA, IIIB, or IIIC	Open fracture of head of radius
S52133B	81316	Displaced fracture of neck of unspecified radius, initial encounter for open fracture type I or II	Open fracture of neck of radius
S52133C	81316	Displaced fracture of neck of unspecified radius, initial encounter for open fracture type IIIA, IIIB, or IIIC	Open fracture of neck of radius
S52136B	81316	Nondisplaced fracture of neck of unspecified radius, initial encounter for open fracture type I or II	Open fracture of neck of radius
S52136C	81316	Nondisplaced fracture of neck of unspecified radius, initial encounter for open fracture type IIIA, IIIB, or IIIC	Open fracture of neck of radius
S52109B	81317	Unspecified fracture of upper end of unspecified radius, initial encounter for open fracture type I or II	Other and unspecified open fractures of proximal end of radius (alone)

Appendix A
Frailty markers

S52109C	81317	Unspecified fracture of upper end of unspecified radius, initial encounter for open fracture type IIIA, IIIB, or IIIC	Other and unspecified open fractures of proximal end of radius (alone)
S52189B	81317	Other fracture of upper end of unspecified radius, initial encounter for open fracture type I or II	Other and unspecified open fractures of proximal end of radius (alone)
S52189C	81317	Other fracture of upper end of unspecified radius, initial encounter for open fracture type IIIA, IIIB, or IIIC	Other and unspecified open fractures of proximal end of radius (alone)
S52309A	81321	Unspecified fracture of shaft of unspecified radius, initial encounter for closed fracture	Closed fracture of shaft of radius (alone)
S52209A	81322	Unspecified fracture of shaft of unspecified ulna, initial encounter for closed fracture	Closed fracture of shaft of ulna (alone)
S52309B	81331	Unspecified fracture of shaft of unspecified radius, initial encounter for open fracture type I or II	Open fracture of shaft of radius (alone)
S52309C	81331	Unspecified fracture of shaft of unspecified radius, initial encounter for open fracture type IIIA, IIIB, or IIIC	Open fracture of shaft of radius (alone)
S52209B	81332	Unspecified fracture of shaft of unspecified ulna, initial encounter for open fracture type I or II	Open fracture of shaft of ulna (alone)
S52209C	81332	Unspecified fracture of shaft of unspecified ulna, initial encounter for open fracture type IIIA, IIIB, or IIIC	Open fracture of shaft of ulna (alone)
S52539A	81341	Colles' fracture of unspecified radius, initial encounter for closed fracture	Closed Colles' fracture
S52549A	81341	Smith's fracture of unspecified radius, initial encounter for closed fracture	Closed Colles' fracture
S52509A	81342	Unspecified fracture of the lower end of unspecified radius, initial encounter for closed fracture	Other closed fractures of distal end of radius (alone)
S52609A	81343	Unspecified fracture of lower end of unspecified ulna, initial encounter for closed fracture	Closed fracture of distal end of ulna (alone)
S52119A	81345	Torus fracture of upper end of unspecified radius, initial encounter for closed fracture	Torus fracture of radius (alone)
S52529A	81345	Torus fracture of lower end of unspecified radius, initial encounter for closed fracture	Torus fracture of radius (alone)
S52019A	81346	Torus fracture of upper end of unspecified ulna, initial encounter for closed fracture	Torus fracture of ulna (alone)
S52629A	81346	Torus fracture of lower end of unspecified ulna, initial encounter for closed fracture	Torus fracture of ulna (alone)
S52539B	81351	Colles' fracture of unspecified radius, initial encounter for open fracture type I or II	Open Colles' fracture
S52539C	81351	Colles' fracture of unspecified radius, initial encounter for open fracture type IIIA, IIIB, or IIIC	Open Colles' fracture
S52509B	81352	Unspecified fracture of the lower end of unspecified radius, initial encounter for open fracture type I or II	Other open fractures of distal end of radius (alone)
S52509C	81352	Unspecified fracture of the lower end of unspecified radius, initial encounter for open fracture type IIIA, IIIB, or IIIC	Other open fractures of distal end of radius (alone)
S52609B	81353	Unspecified fracture of lower end of unspecified ulna, initial encounter for open fracture type I or II	Open fracture of distal end of ulna (alone)
S52609C	81353	Unspecified fracture of lower end of unspecified ulna, initial encounter for open fracture type IIIA, IIIB, or IIIC	Open fracture of distal end of ulna (alone)
S5290XA	81380	Unspecified fracture of unspecified forearm, initial encounter for closed fracture	Closed fracture of unspecified part of forearm
S5290XB	81390	Unspecified fracture of unspecified forearm, initial encounter for open fracture type I or II	Open fracture of unspecified part of forearm
S5290XC	81390	Unspecified fracture of unspecified forearm, initial encounter for open fracture type IIIA, IIIB, or IIIC	Open fracture of unspecified part of forearm
S62109A	81400	Fracture of unspecified carpal bone, unspecified wrist, initial encounter for closed fracture	Closed fracture of carpal bone, unspecified
S62009A	81401	Unspecified fracture of navicular [scaphoid] bone of unspecified wrist, initial encounter for closed fracture	Closed fracture of navicular [scaphoid] bone of wrist
S62123A	81402	Displaced fracture of lunate [semilunar], unspecified wrist, initial encounter for closed fracture	Closed fracture of lunate [semilunar] bone of wrist
S62126A	81402	Nondisplaced fracture of lunate [semilunar], unspecified wrist, initial encounter for closed fracture	Closed fracture of lunate [semilunar] bone of wrist
S62113A	81403	Displaced fracture of triquetrum [cuneiform] bone, unspecified wrist, initial encounter for closed fracture	Closed fracture of triquetrum [cuneiform] bone of wrist

Appendix A
Frailty markers

S62116A	81403	Nondisplaced fracture of triquetrum [cuneiform] bone, unspecified wrist, initial encounter for closed fracture	Closed fracture of triquetral [cuneiform] bone of wrist
S62163A	81404	Displaced fracture of pisiform, unspecified wrist, initial encounter for closed fracture	Closed fracture of pisiform bone of wrist
S62166A	81404	Nondisplaced fracture of pisiform, unspecified wrist, initial encounter for closed fracture	Closed fracture of pisiform bone of wrist
S62173A	81405	Displaced fracture of trapezium [larger multangular], unspecified wrist, initial encounter for closed fracture	Closed fracture of trapezium bone [larger multangular] of wrist
S62176A	81405	Nondisplaced fracture of trapezium [larger multangular], unspecified wrist, initial encounter for closed fracture	Closed fracture of trapezium bone [larger multangular] of wrist
S62183A	81406	Displaced fracture of trapezoid [smaller multangular], unspecified wrist, initial encounter for closed fracture	Closed fracture of trapezoid bone [smaller multangular] of wrist
S62186A	81406	Nondisplaced fracture of trapezoid [smaller multangular], unspecified wrist, initial encounter for closed fracture	Closed fracture of trapezoid bone [smaller multangular] of wrist
S62133A	81407	Displaced fracture of capitate [os magnum] bone, unspecified wrist, initial encounter for closed fracture	Closed fracture of capitate bone [os magnum] of wrist
S62136A	81407	Nondisplaced fracture of capitate [os magnum] bone, unspecified wrist, initial encounter for closed fracture	Closed fracture of capitate bone [os magnum] of wrist
S62143A	81408	Displaced fracture of body of hamate [unciform] bone, unspecified wrist, initial encounter for closed fracture	Closed fracture of hamate [unciform] bone of wrist
S62146A	81408	Nondisplaced fracture of body of hamate [unciform] bone, unspecified wrist, initial encounter for closed fracture	Closed fracture of hamate [unciform] bone of wrist
S62153A	81409	Displaced fracture of hook process of hamate [unciform] bone, unspecified wrist, initial encounter for closed fracture	Closed fracture of other bone of wrist
S62156A	81409	Nondisplaced fracture of hook process of hamate [unciform] bone, unspecified wrist, initial encounter for closed fracture	Closed fracture of other bone of wrist
S62109B	81410	Fracture of unspecified carpal bone, unspecified wrist, initial encounter for open fracture	Open fracture of carpal bone, unspecified
S62009B	81411	Unspecified fracture of navicular [scaphoid] bone of unspecified wrist, initial encounter for open fracture	Open fracture of navicular [scaphoid] bone of wrist
S62123B	81412	Displaced fracture of lunate [semilunar], unspecified wrist, initial encounter for open fracture	Open fracture of lunate [semilunar] bone of wrist
S62126B	81412	Nondisplaced fracture of lunate [semilunar], unspecified wrist, initial encounter for open fracture	Open fracture of lunate [semilunar] bone of wrist
S62113B	81413	Displaced fracture of triquetrum [cuneiform] bone, unspecified wrist, initial encounter for open fracture	Open fracture of triquetral [cuneiform] bone of wrist
S62116B	81413	Nondisplaced fracture of triquetrum [cuneiform] bone, unspecified wrist, initial encounter for open fracture	Open fracture of triquetral [cuneiform] bone of wrist
S62163B	81414	Displaced fracture of pisiform, unspecified wrist, initial encounter for open fracture	Open fracture of pisiform bone of wrist
S62166B	81414	Nondisplaced fracture of pisiform, unspecified wrist, initial encounter for open fracture	Open fracture of pisiform bone of wrist
S62173B	81415	Displaced fracture of trapezium [larger multangular], unspecified wrist, initial encounter for open fracture	Open fracture of trapezium bone [larger multangular] of wrist
S62176B	81415	Nondisplaced fracture of trapezium [larger multangular], unspecified wrist, initial encounter for open fracture	Open fracture of trapezium bone [larger multangular] of wrist
S62183B	81416	Displaced fracture of trapezoid [smaller multangular], unspecified wrist, initial encounter for open fracture	Open fracture of trapezoid bone [smaller multangular] of wrist
S62186B	81416	Nondisplaced fracture of trapezoid [smaller multangular], unspecified wrist, initial encounter for open fracture	Open fracture of trapezoid bone [smaller multangular] of wrist
S62133B	81417	Displaced fracture of capitate [os magnum] bone, unspecified wrist, initial encounter for open fracture	Open fracture of capitate bone [os magnum] of wrist
S62136B	81417	Nondisplaced fracture of capitate [os magnum] bone, unspecified wrist, initial encounter for open fracture	Open fracture of capitate bone [os magnum] of wrist
S62143B	81418	Displaced fracture of body of hamate [unciform] bone, unspecified wrist, initial encounter for open fracture	Open fracture of hamate [unciform] bone of wrist
S62146B	81418	Nondisplaced fracture of body of hamate [unciform] bone, unspecified wrist, initial encounter for open fracture	Open fracture of hamate [unciform] bone of wrist
S62153B	81419	Displaced fracture of hook process of hamate [unciform] bone, unspecified wrist, initial encounter for open fracture	Open fracture of other bone of wrist
S62156B	81419	Nondisplaced fracture of hook process of hamate [unciform] bone, unspecified wrist, initial encounter for open fracture	Open fracture of other bone of wrist

Appendix A
Frailty markers

S62309A	81500	Unspecified fracture of unspecified metacarpal bone, initial encounter for closed fracture	Closed fracture of metacarpal bone(s), site unspecified
S62233A	81501	Other displaced fracture of base of first metacarpal bone, unspecified hand, initial encounter for closed fracture	Closed fracture of base of thumb [first] metacarpal
S62236A	81501	Other nondisplaced fracture of base of first metacarpal bone, unspecified hand, initial encounter for closed fracture	Closed fracture of base of thumb [first] metacarpal
S62319A	81502	Displaced fracture of base of unspecified metacarpal bone, initial encounter for closed fracture	Closed fracture of base of other metacarpal bone(s)
S62349A	81502	Nondisplaced fracture of base of unspecified metacarpal bone, initial encounter for closed fracture	Closed fracture of base of other metacarpal bone(s)
S62329A	81503	Displaced fracture of shaft of unspecified metacarpal bone, initial encounter for closed fracture	Closed fracture of shaft of metacarpal bone(s)
S62359A	81503	Nondisplaced fracture of shaft of unspecified metacarpal bone, initial encounter for closed fracture	Closed fracture of shaft of metacarpal bone(s)
S62339A	81504	Displaced fracture of neck of unspecified metacarpal bone, initial encounter for closed fracture	Closed fracture of neck of metacarpal bone(s)
S62369A	81504	Nondisplaced fracture of neck of unspecified metacarpal bone, initial encounter for closed fracture	Closed fracture of neck of metacarpal bone(s)
S62399A	81509	Other fracture of unspecified metacarpal bone, initial encounter for closed fracture	Closed fracture of multiple sites of metacarpus
S62309B	81510	Unspecified fracture of unspecified metacarpal bone, initial encounter for open fracture	Open fracture of metacarpal bone(s), site unspecified
S62233B	81511	Other displaced fracture of base of first metacarpal bone, unspecified hand, initial encounter for open fracture	Open fracture of base of thumb [first] metacarpal
S62236B	81511	Other nondisplaced fracture of base of first metacarpal bone, unspecified hand, initial encounter for open fracture	Open fracture of base of thumb [first] metacarpal
S62319B	81512	Displaced fracture of base of unspecified metacarpal bone, initial encounter for open fracture	Open fracture of base of other metacarpal bone(s)
S62349B	81512	Nondisplaced fracture of base of unspecified metacarpal bone, initial encounter for open fracture	Open fracture of base of other metacarpal bone(s)
S62329B	81513	Displaced fracture of shaft of unspecified metacarpal bone, initial encounter for open fracture	Open fracture of shaft of metacarpal bone(s)
S62359B	81513	Nondisplaced fracture of shaft of unspecified metacarpal bone, initial encounter for open fracture	Open fracture of shaft of metacarpal bone(s)
S62339B	81514	Displaced fracture of neck of unspecified metacarpal bone, initial encounter for open fracture	Open fracture of neck of metacarpal bone(s)
S62369B	81514	Nondisplaced fracture of neck of unspecified metacarpal bone, initial encounter for open fracture	Open fracture of neck of metacarpal bone(s)
S62399B	81519	Other fracture of unspecified metacarpal bone, initial encounter for open fracture	Open fracture of multiple sites of metacarpus
S62509A	81600	Fracture of unspecified phalanx of unspecified thumb, initial encounter for closed fracture	Closed fracture of phalanx or phalanges of hand, unspecified
S62609A	81600	Fracture of unspecified phalanx of unspecified finger, initial encounter for closed fracture	Closed fracture of phalanx or phalanges of hand, unspecified
S62513A	81601	Displaced fracture of proximal phalanx of unspecified thumb, initial encounter for closed fracture	Closed fracture of middle or proximal phalanx or phalanges of hand
S62516A	81601	Nondisplaced fracture of proximal phalanx of unspecified thumb, initial encounter for closed fracture	Closed fracture of middle or proximal phalanx or phalanges of hand
S62629A	81601	Displaced fracture of medial phalanx of unspecified finger, initial encounter for closed fracture	Closed fracture of middle or proximal phalanx or phalanges of hand
S62649A	81601	Nondisplaced fracture of proximal phalanx of unspecified finger, initial encounter for closed fracture	Closed fracture of middle or proximal phalanx or phalanges of hand
S62659A	81601	Nondisplaced fracture of medial phalanx of unspecified finger, initial encounter for closed fracture	Closed fracture of middle or proximal phalanx or phalanges of hand
S62523A	81602	Displaced fracture of distal phalanx of unspecified thumb, initial encounter for closed fracture	Closed fracture of distal phalanx or phalanges of hand
S62526A	81602	Nondisplaced fracture of distal phalanx of unspecified thumb, initial encounter for closed fracture	Closed fracture of distal phalanx or phalanges of hand
S62639A	81602	Displaced fracture of distal phalanx of unspecified finger, initial encounter for closed fracture	Closed fracture of distal phalanx or phalanges of hand
S62669A	81602	Nondisplaced fracture of distal phalanx of unspecified finger, initial encounter for closed fracture	Closed fracture of distal phalanx or phalanges of hand

Appendix A
Frailty markers

S6290XA	81603	Unspecified fracture of unspecified wrist and hand, initial encounter for closed fracture	Closed fracture of multiple sites of phalanx or phalanges of hand
S62509B	81610	Fracture of unspecified phalanx of unspecified thumb, initial encounter for open fracture	Open fracture of phalanx or phalanges of hand, unspecified
S62609B	81610	Fracture of unspecified phalanx of unspecified finger, initial encounter for open fracture	Open fracture of phalanx or phalanges of hand, unspecified
S62513B	81611	Displaced fracture of proximal phalanx of unspecified thumb, initial encounter for open fracture	Open fracture of middle or proximal phalanx or phalanges of hand
S62516B	81611	Nondisplaced fracture of proximal phalanx of unspecified thumb, initial encounter for open fracture	Open fracture of middle or proximal phalanx or phalanges of hand
S62619B	81611	Displaced fracture of proximal phalanx of unspecified finger, initial encounter for open fracture	Open fracture of middle or proximal phalanx or phalanges of hand
S62629B	81611	Displaced fracture of medial phalanx of unspecified finger, initial encounter for open fracture	Open fracture of middle or proximal phalanx or phalanges of hand
S62649B	81611	Nondisplaced fracture of proximal phalanx of unspecified finger, initial encounter for open fracture	Open fracture of middle or proximal phalanx or phalanges of hand
S62659B	81611	Nondisplaced fracture of medial phalanx of unspecified finger, initial encounter for open fracture	Open fracture of middle or proximal phalanx or phalanges of hand
S62523B	81612	Displaced fracture of distal phalanx of unspecified thumb, initial encounter for open fracture	Open fracture of distal phalanx or phalanges of hand
S62526B	81612	Nondisplaced fracture of distal phalanx of unspecified thumb, initial encounter for open fracture	Open fracture of distal phalanx or phalanges of hand
S62639B	81612	Displaced fracture of distal phalanx of unspecified finger, initial encounter for open fracture	Open fracture of distal phalanx or phalanges of hand
S62669B	81612	Nondisplaced fracture of distal phalanx of unspecified finger, initial encounter for open fracture	Open fracture of distal phalanx or phalanges of hand
S6290XA	8170	Unspecified fracture of unspecified wrist and hand, initial encounter for closed fracture	Multiple closed fractures of hand bones
S6290XB	8181	Unspecified fracture of unspecified wrist and hand, initial encounter for open fracture	Ill-defined open fractures of upper limb
S72019A	82000	Unspecified intracapsular fracture of unspecified femur, initial encounter for closed fracture	Closed fracture of intracapsular section of neck of femur, unspecified
S72023A	82001	Displaced fracture of epiphysis (separation) (upper) of unspecified femur, initial encounter for closed fracture	Closed fracture of epiphysis (separation) (upper) of neck of femur
S72026A	82001	Nondisplaced fracture of epiphysis (separation) (upper) of unspecified femur, initial encounter for closed fracture	Closed fracture of epiphysis (separation) (upper) of neck of femur
S72033A	82002	Displaced midcervical fracture of unspecified femur, initial encounter for closed fracture	Closed fracture of midcervical section of neck of femur
S72036A	82002	Nondisplaced midcervical fracture of unspecified femur, initial encounter for closed fracture	Closed fracture of midcervical section of neck of femur
S72043A	82003	Displaced fracture of base of neck of unspecified femur, initial encounter for closed fracture	Closed fracture of base of neck of femur
S72046A	82003	Nondisplaced fracture of base of neck of unspecified femur, initial encounter for closed fracture	Closed fracture of base of neck of femur
S72099A	82009	Other fracture of head and neck of unspecified femur, initial encounter for closed fracture	Other closed transcervical fracture of neck of femur
S72019B	82010	Unspecified intracapsular fracture of unspecified femur, initial encounter for open fracture type I or II	Open fracture of intracapsular section of neck of femur, unspecified
S72019C	82010	Unspecified intracapsular fracture of unspecified femur, initial encounter for open fracture type IIIA, IIIB, or IIIC	Open fracture of intracapsular section of neck of femur, unspecified
S72023B	82011	Displaced fracture of epiphysis (separation) (upper) of unspecified femur, initial encounter for open fracture type I or II	Open fracture of epiphysis (separation) (upper) of neck of femur
S72023C	82011	Displaced fracture of epiphysis (separation) (upper) of unspecified femur, initial encounter for open fracture type IIIA, IIIB, or IIIC	Open fracture of epiphysis (separation) (upper) of neck of femur
S72026B	82011	Nondisplaced fracture of epiphysis (separation) (upper) of unspecified femur, initial encounter for open fracture type I or II	Open fracture of epiphysis (separation) (upper) of neck of femur
S72026C	82011	Nondisplaced fracture of epiphysis (separation) (upper) of unspecified femur, initial encounter for open fracture type IIIA, IIIB, or IIIC	Open fracture of epiphysis (separation) (upper) of neck of femur

Appendix A
Frailty markers

S72033B	82012	Displaced midcervical fracture of unspecified femur, initial encounter for open fracture type I or II	Open fracture of midcervical section of neck of femur
S72033C	82012	Displaced midcervical fracture of unspecified femur, initial encounter for open fracture type IIIA, IIIB, or IIIC	Open fracture of midcervical section of neck of femur
S72036B	82012	Nondisplaced midcervical fracture of unspecified femur, initial encounter for open fracture type I or II	Open fracture of midcervical section of neck of femur
S72036C	82012	Nondisplaced midcervical fracture of unspecified femur, initial encounter for open fracture type IIIA, IIIB, or IIIC	Open fracture of midcervical section of neck of femur
S72043B	82013	Displaced fracture of base of neck of unspecified femur, initial encounter for open fracture type I or II	Open fracture of base of neck of femur
S72043C	82013	Displaced fracture of base of neck of unspecified femur, initial encounter for open fracture type IIIA, IIIB, or IIIC	Open fracture of base of neck of femur
S72046B	82013	Nondisplaced fracture of base of neck of unspecified femur, initial encounter for open fracture type I or II	Open fracture of base of neck of femur
S72046C	82013	Nondisplaced fracture of base of neck of unspecified femur, initial encounter for open fracture type IIIA, IIIB, or IIIC	Open fracture of base of neck of femur
S72099B	82019	Other fracture of head and neck of unspecified femur, initial encounter for open fracture type I or II	Other open transcervical fracture of neck of femur
S72099C	82019	Other fracture of head and neck of unspecified femur, initial encounter for open fracture type IIIA, IIIB, or IIIC	Other open transcervical fracture of neck of femur
S72109A	82020	Unspecified trochanteric fracture of unspecified femur, initial encounter for closed fracture	Closed fracture of trochanteric section of neck of femur
S72143A	82021	Displaced intertrochanteric fracture of unspecified femur, initial encounter for closed fracture	Closed fracture of intertrochanteric section of neck of femur
S72146A	82021	Nondisplaced intertrochanteric fracture of unspecified femur, initial encounter for closed fracture	Closed fracture of intertrochanteric section of neck of femur
S7223XA	82022	Displaced subtrochanteric fracture of unspecified femur, initial encounter for closed fracture	Closed fracture of subtrochanteric section of neck of femur
S7226XA	82022	Nondisplaced subtrochanteric fracture of unspecified femur, initial encounter for closed fracture	Closed fracture of subtrochanteric section of neck of femur
S72109B	82030	Unspecified trochanteric fracture of unspecified femur, initial encounter for open fracture type I or II	Open fracture of trochanteric section of neck of femur, unspecified
S72109C	82030	Unspecified trochanteric fracture of unspecified femur, initial encounter for open fracture type IIIA, IIIB, or IIIC	Open fracture of trochanteric section of neck of femur, unspecified
S72143B	82031	Displaced intertrochanteric fracture of unspecified femur, initial encounter for open fracture type I or II	Open fracture of intertrochanteric section of neck of femur
S72143C	82031	Displaced intertrochanteric fracture of unspecified femur, initial encounter for open fracture type IIIA, IIIB, or IIIC	Open fracture of intertrochanteric section of neck of femur
S72146B	82031	Nondisplaced intertrochanteric fracture of unspecified femur, initial encounter for open fracture type I or II	Open fracture of intertrochanteric section of neck of femur
S72146C	82031	Nondisplaced intertrochanteric fracture of unspecified femur, initial encounter for open fracture type IIIA, IIIB, or IIIC	Open fracture of intertrochanteric section of neck of femur
S7223XB	82032	Displaced subtrochanteric fracture of unspecified femur, initial encounter for open fracture type I or II	Open fracture of subtrochanteric section of neck of femur
S7223XC	82032	Displaced subtrochanteric fracture of unspecified femur, initial encounter for open fracture type IIIA, IIIB, or IIIC	Open fracture of subtrochanteric section of neck of femur
S7226XB	82032	Nondisplaced subtrochanteric fracture of unspecified femur, initial encounter for open fracture type I or II	Open fracture of subtrochanteric section of neck of femur
S7226XC	82032	Nondisplaced subtrochanteric fracture of unspecified femur, initial encounter for open fracture type IIIA, IIIB, or IIIC	Open fracture of subtrochanteric section of neck of femur
S72009A	8208	Fracture of unspecified part of neck of unspecified femur, initial encounter for closed fracture	Closed fracture of unspecified part of neck of femur
S72009B	8209	Fracture of unspecified part of neck of unspecified femur, initial encounter for open fracture type I or II	Open fracture of unspecified part of neck of femur
S72009C	8209	Fracture of unspecified part of neck of unspecified femur, initial encounter for open fracture type IIIA, IIIB, or IIIC	Open fracture of unspecified part of neck of femur
S7290XA	82100	Unspecified fracture of unspecified femur, initial encounter for closed fracture	Closed fracture of unspecified part of femur
S72309A	82101	Unspecified fracture of shaft of unspecified femur, initial encounter for closed fracture	Closed fracture of shaft of femur

Appendix A
Frailty markers

S7290XB	82110	Unspecified fracture of unspecified femur, initial encounter for open fracture type I or II	Open fracture of unspecified part of femur
S7290XC	82110	Unspecified fracture of unspecified femur, initial encounter for open fracture type IIIA, IIIB, or IIIC	Open fracture of unspecified part of femur
S72309B	82111	Unspecified fracture of shaft of unspecified femur, initial encounter for open fracture type I or II	Open fracture of shaft of femur
S72309C	82111	Unspecified fracture of shaft of unspecified femur, initial encounter for open fracture type IIIA, IIIB, or IIIC	Open fracture of shaft of femur
S72409A	82120	Unspecified fracture of lower end of unspecified femur, initial encounter for closed fracture	Closed fracture of lower end of femur, unspecified part
S72413A	82121	Displaced unspecified condyle fracture of lower end of unspecified femur, initial encounter for closed fracture	Closed fracture of condyle, femoral
S72416A	82121	Nondisplaced unspecified condyle fracture of lower end of unspecified femur, initial encounter for closed fracture	Closed fracture of condyle, femoral
S72443A	82122	Displaced fracture of lower epiphysis (separation) of unspecified femur, initial encounter for closed fracture	Closed fracture of epiphysis, lower (separation) of femur
S72446A	82122	Nondisplaced fracture of lower epiphysis (separation) of unspecified femur, initial encounter for closed fracture	Closed fracture of epiphysis, lower (separation) of femur
S72453A	82123	Displaced supracondylar fracture without intracondylar extension of lower end of unspecified femur, initial encounter for closed fracture	Closed supracondylar fracture of femur
S72456A	82123	Nondisplaced supracondylar fracture without intracondylar extension of lower end of unspecified femur, initial encounter for closed fracture	Closed supracondylar fracture of femur
S72499A	82129	Other fracture of lower end of unspecified femur, initial encounter for closed fracture	Other closed fracture of lower end of femur
S72409B	82130	Unspecified fracture of lower end of unspecified femur, initial encounter for open fracture type I or II	Open fracture of lower end of femur, unspecified part
S72409C	82130	Unspecified fracture of lower end of unspecified femur, initial encounter for open fracture type IIIA, IIIB, or IIIC	Open fracture of lower end of femur, unspecified part
S72413B	82131	Displaced unspecified condyle fracture of lower end of unspecified femur, initial encounter for open fracture type I or II	Open fracture of condyle, femoral
S72413C	82131	Displaced unspecified condyle fracture of lower end of unspecified femur, initial encounter for open fracture type IIIA, IIIB, or IIIC	Open fracture of condyle, femoral
S72416B	82131	Nondisplaced unspecified condyle fracture of lower end of unspecified femur, initial encounter for open fracture type I or II	Open fracture of condyle, femoral
S72416C	82131	Nondisplaced unspecified condyle fracture of lower end of unspecified femur, initial encounter for open fracture type IIIA, IIIB, or IIIC	Open fracture of condyle, femoral
S72443B	82132	Displaced fracture of lower epiphysis (separation) of unspecified femur, initial encounter for open fracture type I or II	Open fracture of epiphysis. Lower (separation) of femur
S72443C	82132	Displaced fracture of lower epiphysis (separation) of unspecified femur, initial encounter for open fracture type IIIA, IIIB, or IIIC	Open fracture of epiphysis. Lower (separation) of femur
S72446B	82132	Nondisplaced fracture of lower epiphysis (separation) of unspecified femur, initial encounter for open fracture type I or II	Open fracture of epiphysis. Lower (separation) of femur
S72446C	82132	Nondisplaced fracture of lower epiphysis (separation) of unspecified femur, initial encounter for open fracture type IIIA, IIIB, or IIIC	Open fracture of epiphysis. Lower (separation) of femur
S72453B	82133	Displaced supracondylar fracture without intracondylar extension of lower end of unspecified femur, initial encounter for open fracture type I or II	Open supracondylar fracture of femur
S72453C	82133	Displaced supracondylar fracture without intracondylar extension of lower end of unspecified femur, initial encounter for open fracture type IIIA, IIIB, or IIIC	Open supracondylar fracture of femur

Appendix A
Frailty markers

S72456B	82133	Nondisplaced supracondylar fracture without intracondylar extension of lower end of unspecified femur, initial encounter for open fracture type I or II	Open supracondylar fracture of femur
S72456C	82133	Nondisplaced supracondylar fracture without intracondylar extension of lower end of unspecified femur, initial encounter for open fracture type IIIA, IIIB, or IIIC	Open supracondylar fracture of femur
S72499B	82139	Other fracture of lower end of unspecified femur, initial encounter for open fracture type I or II	Other open fracture of lower end of femur
S72499C	82139	Other fracture of lower end of unspecified femur, initial encounter for open fracture type IIIA, IIIB, or IIIC	Other open fracture of lower end of femur
S82009A	8220	Unspecified fracture of unspecified patella, initial encounter for closed fracture	Closed fracture of patella
S82009B	8221	Unspecified fracture of unspecified patella, initial encounter for open fracture type I or II	Open fracture of patella
S82009C	8221	Unspecified fracture of unspecified patella, initial encounter for open fracture type IIIA, IIIB, or IIIC	Open fracture of patella
S82109A	82300	Unspecified fracture of upper end of unspecified tibia, initial encounter for closed fracture	Closed fracture of upper end of tibia alone
S82839A	82301	Other fracture of upper and lower end of unspecified fibula, initial encounter for closed fracture	Closed fracture of upper end of fibula alone
S82109B	82310	Unspecified fracture of upper end of unspecified tibia, initial encounter for open fracture type I or II	Open fracture of upper end of tibia alone
S82109C	82310	Unspecified fracture of upper end of unspecified tibia, initial encounter for open fracture type IIIA, IIIB, or IIIC	Open fracture of upper end of tibia alone
S82839B	82311	Other fracture of upper and lower end of unspecified fibula, initial encounter for open fracture type I or II	Open fracture of upper end of fibula alone
S82839C	82311	Other fracture of upper and lower end of unspecified fibula, initial encounter for open fracture type IIIA, IIIB, or IIIC	Open fracture of upper end of fibula alone
S82209A	82320	Unspecified fracture of shaft of unspecified tibia, initial encounter for closed fracture	Closed fracture of shaft of tibia alone
S82409A	82321	Unspecified fracture of shaft of unspecified fibula, initial encounter for closed fracture	Closed fracture of shaft of fibula alone
S82209B	82330	Unspecified fracture of shaft of unspecified tibia, initial encounter for open fracture type I or II	Open fracture of shaft of tibia alone
S82209C	82330	Unspecified fracture of shaft of unspecified tibia, initial encounter for open fracture type IIIA, IIIB, or IIIC	Open fracture of shaft of tibia alone
S82409B	82331	Unspecified fracture of shaft of unspecified fibula, initial encounter for open fracture type I or II	Open fracture of shaft of fibula alone
S82409C	82331	Unspecified fracture of shaft of unspecified fibula, initial encounter for open fracture type IIIA, IIIB, or IIIC	Open fracture of shaft of fibula alone
S82169A	82340	Torus fracture of upper end of unspecified tibia, initial encounter for closed fracture	Torus fracture, tibia alone
S82319A	82340	Torus fracture of lower end of unspecified tibia, initial encounter for closed fracture	Torus fracture, tibia alone
S82819A	82341	Torus fracture of upper end of unspecified fibula, initial encounter for closed fracture	Torus fracture, fibula alone
S82829A	82341	Torus fracture of lower end of unspecified fibula, initial encounter for closed fracture	Torus fracture, fibula alone
S82201A	82380	Unspecified fracture of shaft of right tibia, initial encounter for closed fracture	Closed fracture of unspecified part of tibia alone
S82401A	82381	Unspecified fracture of shaft of right fibula, initial encounter for closed fracture	Closed fracture of unspecified part of fibula alone
S82201B	82390	Unspecified fracture of shaft of right tibia, initial encounter for open fracture type I or II	Open fracture of unspecified part of tibia alone
S82201C	82390	Unspecified fracture of shaft of right tibia, initial encounter for open fracture type IIIA, IIIB, or IIIC	Open fracture of unspecified part of tibia alone
S82401B	82391	Unspecified fracture of shaft of right fibula, initial encounter for open fracture type I or II	Open fracture of unspecified part of fibula alone
S82401C	82391	Unspecified fracture of shaft of right fibula, initial encounter for open fracture type IIIA, IIIB, or IIIC	Open fracture of unspecified part of fibula alone
S8253XA	8240	Displaced fracture of medial malleolus of unspecified tibia, initial encounter for closed fracture	Fracture of medial malleolus, closed

Appendix A
Frailty markers

S8256XA	8240	Nondisplaced fracture of medial malleolus of unspecified tibia, initial encounter for closed fracture	Fracture of medial malleolus, closed
S8253XB	8241	Displaced fracture of medial malleolus of unspecified tibia, initial encounter for open fracture type I or II	Fracture of medial malleolus, open
S8253XC	8241	Displaced fracture of medial malleolus of unspecified tibia, initial encounter for open fracture type IIIA, IIIB, or IIIC	Fracture of medial malleolus, open
S8256XB	8241	Nondisplaced fracture of medial malleolus of unspecified tibia, initial encounter for open fracture type I or II	Fracture of medial malleolus, open
S8256XC	8241	Nondisplaced fracture of medial malleolus of unspecified tibia, initial encounter for open fracture type IIIA, IIIB, or IIIC	Fracture of medial malleolus, open
S8263XA	8242	Displaced fracture of lateral malleolus of unspecified fibula, initial encounter for closed fracture	Fracture of lateral malleolus, closed
S8266XA	8242	Nondisplaced fracture of lateral malleolus of unspecified fibula, initial encounter for closed fracture	Fracture of lateral malleolus, closed
S8263XB	8243	Displaced fracture of lateral malleolus of unspecified fibula, initial encounter for open fracture type I or II	Fracture of lateral malleolus, open
S8263XC	8243	Displaced fracture of lateral malleolus of unspecified fibula, initial encounter for open fracture type IIIA, IIIB, or IIIC	Fracture of lateral malleolus, open
S8266XB	8243	Nondisplaced fracture of lateral malleolus of unspecified fibula, initial encounter for open fracture type I or II	Fracture of lateral malleolus, open
S8266XC	8243	Nondisplaced fracture of lateral malleolus of unspecified fibula, initial encounter for open fracture type IIIA, IIIB, or IIIC	Fracture of lateral malleolus, open
S82843A	8244	Displaced bimalleolar fracture of unspecified lower leg, initial encounter for closed fracture	Bimalleolar fracture, closed
S82846A	8244	Nondisplaced bimalleolar fracture of unspecified lower leg, initial encounter for closed fracture	Bimalleolar fracture, closed
S82843B	8245	Displaced bimalleolar fracture of unspecified lower leg, initial encounter for open fracture type I or II	Bimalleolar fracture, open
S82843C	8245	Displaced bimalleolar fracture of unspecified lower leg, initial encounter for open fracture type IIIA, IIIB, or IIIC	Bimalleolar fracture, open
S82846B	8245	Nondisplaced bimalleolar fracture of unspecified lower leg, initial encounter for open fracture type I or II	Bimalleolar fracture, open
S82846C	8245	Nondisplaced bimalleolar fracture of unspecified lower leg, initial encounter for open fracture type IIIA, IIIB, or IIIC	Bimalleolar fracture, open
S82853A	8246	Displaced trimalleolar fracture of unspecified lower leg, initial encounter for closed fracture	Trimalleolar fracture, closed
S82856A	8246	Nondisplaced trimalleolar fracture of unspecified lower leg, initial encounter for closed fracture	Trimalleolar fracture, closed
S82853B	8247	Displaced trimalleolar fracture of unspecified lower leg, initial encounter for open fracture type I or II	Trimalleolar fracture, open
S82853C	8247	Displaced trimalleolar fracture of unspecified lower leg, initial encounter for open fracture type IIIA, IIIB, or IIIC	Trimalleolar fracture, open
S82856B	8247	Nondisplaced trimalleolar fracture of unspecified lower leg, initial encounter for open fracture type I or II	Trimalleolar fracture, open
S82856C	8247	Nondisplaced trimalleolar fracture of unspecified lower leg, initial encounter for open fracture type IIIA, IIIB, or IIIC	Trimalleolar fracture, open
S82899A	8248	Other fracture of unspecified lower leg, initial encounter for closed fracture	Unspecified fracture of ankle, closed
S82899B	8249	Other fracture of unspecified lower leg, initial encounter for open fracture type I or II	Unspecified fracture of ankle, open
S82899C	8249	Other fracture of unspecified lower leg, initial encounter for open fracture type IIIA, IIIB, or IIIC	Unspecified fracture of ankle, open
S92009A	8250	Unspecified fracture of unspecified calcaneus, initial encounter for closed fracture	Fracture of calcaneus, closed
S99009A	8250	Unspecified physeal fracture of unspecified calcaneus, initial encounter for closed fracture	Fracture of calcaneus, closed
S99019A	8250	Salter-Harris Type I physeal fracture of unspecified calcaneus, initial encounter for closed fracture	Fracture of calcaneus, closed
S99029A	8250	Salter-Harris Type II physeal fracture of unspecified calcaneus, initial encounter for closed fracture	Fracture of calcaneus, closed

Appendix A
Frailty markers

S99039A	8250	Salter-Harris Type III physeal fracture of unspecified calcaneus, initial encounter for closed fracture	Fracture of calcaneus, closed
S99049A	8250	Salter-Harris Type IV physeal fracture of unspecified calcaneus, initial encounter for closed fracture	Fracture of calcaneus, closed
S99099A	8250	Other physeal fracture of unspecified calcaneus, initial encounter for closed fracture	Fracture of calcaneus, closed
S92009B	8251	Unspecified fracture of unspecified calcaneus, initial encounter for open fracture	Fracture of calcaneus, open
S99009B	8251	Unspecified physeal fracture of unspecified calcaneus, initial encounter for open fracture	Fracture of calcaneus, open
S99019B	8251	Salter-Harris Type I physeal fracture of unspecified calcaneus, initial encounter for open fracture	Fracture of calcaneus, open
S99029B	8251	Salter-Harris Type II physeal fracture of unspecified calcaneus, initial encounter for open fracture	Fracture of calcaneus, open
S99039B	8251	Salter-Harris Type III physeal fracture of unspecified calcaneus, initial encounter for open fracture	Fracture of calcaneus, open
S99049B	8251	Salter-Harris Type IV physeal fracture of unspecified calcaneus, initial encounter for open fracture	Fracture of calcaneus, open
S99099B	8251	Other physeal fracture of unspecified calcaneus, initial encounter for open fracture	Fracture of calcaneus, open
S92819A	82520	Other fracture of unspecified foot, initial encounter for closed fracture	Closed fracture of unspecified bone(s) of foot [except toes]
S92909A	82520	Unspecified fracture of unspecified foot, initial encounter for closed fracture	Closed fracture of unspecified bone(s) of foot [except toes]
S92109A	82521	Unspecified fracture of unspecified talus, initial encounter for closed fracture	Closed fracture of astragalus
S92253A	82522	Displaced fracture of navicular [scaphoid] of unspecified foot, initial encounter for closed fracture	Closed fracture of navicular [scaphoid], foot
S92256A	82522	Nondisplaced fracture of navicular [scaphoid] of unspecified foot, initial encounter for closed fracture	Closed fracture of navicular [scaphoid], foot
S92213A	82523	Displaced fracture of cuboid bone of unspecified foot, initial encounter for closed fracture	Closed fracture of cuboid
S92216A	82523	Nondisplaced fracture of cuboid bone of unspecified foot, initial encounter for closed fracture	Closed fracture of cuboid
S92223A	82524	Displaced fracture of lateral cuneiform of unspecified foot, initial encounter for closed fracture	Closed fracture of cuneiform, foot
S92226A	82524	Nondisplaced fracture of lateral cuneiform of unspecified foot, initial encounter for closed fracture	Closed fracture of cuneiform, foot
S92233A	82524	Displaced fracture of intermediate cuneiform of unspecified foot, initial encounter for closed fracture	Closed fracture of cuneiform, foot
S92236A	82524	Nondisplaced fracture of intermediate cuneiform of unspecified foot, initial encounter for closed fracture	Closed fracture of cuneiform, foot
S92243A	82524	Displaced fracture of medial cuneiform of unspecified foot, initial encounter for closed fracture	Closed fracture of cuneiform, foot
S92246A	82524	Nondisplaced fracture of medial cuneiform of unspecified foot, initial encounter for closed fracture	Closed fracture of cuneiform, foot
S92309A	82525	Fracture of unspecified metatarsal bone(s), unspecified foot, initial encounter for closed fracture	Closed fracture of metatarsal bone(s)
S99109A	82525	Unspecified physeal fracture of unspecified metatarsal, initial encounter for closed fracture	Closed fracture of metatarsal bone(s)
S99119A	82525	Salter-Harris Type I physeal fracture of unspecified metatarsal, initial encounter for closed fracture	Closed fracture of metatarsal bone(s)
S99129A	82525	Salter-Harris Type II physeal fracture of unspecified metatarsal, initial encounter for closed fracture	Closed fracture of metatarsal bone(s)
S99139A	82525	Salter-Harris Type III physeal fracture of unspecified metatarsal, initial encounter for closed fracture	Closed fracture of metatarsal bone(s)
S99149A	82525	Salter-Harris Type IV physeal fracture of unspecified metatarsal, initial encounter for closed fracture	Closed fracture of metatarsal bone(s)
S99199A	82525	Other physeal fracture of unspecified metatarsal, initial encounter for closed fracture	Closed fracture of metatarsal bone(s)
S92201A	82529	Fracture of unspecified tarsal bone(s) of right foot, initial encounter for closed fracture	Other closed fracture of tarsal and metatarsal bones

Appendix A
Frailty markers

S92202A	82529	Fracture of unspecified tarsal bone(s) of left foot, initial encounter for closed fracture	Other closed fracture of tarsal and metatarsal bones
S92209A	82529	Fracture of unspecified tarsal bone(s) of unspecified foot, initial encounter for closed fracture	Other closed fracture of tarsal and metatarsal bones
S92819B	82530	Other fracture of unspecified foot, initial encounter for open fracture	Open fracture of unspecified bone(s) of foot [except toes]
S92909B	82530	Unspecified fracture of unspecified foot, initial encounter for open fracture	Open fracture of unspecified bone(s) of foot [except toes]
S92109B	82531	Unspecified fracture of unspecified talus, initial encounter for open fracture	Open fracture of astragalus
S92253B	82532	Displaced fracture of navicular [scaphoid] of unspecified foot, initial encounter for open fracture	Open fracture of navicular [scaphoid], foot
S92256B	82532	Nondisplaced fracture of navicular [scaphoid] of unspecified foot, initial encounter for open fracture	Open fracture of navicular [scaphoid], foot
S92213B	82533	Displaced fracture of cuboid bone of unspecified foot, initial encounter for open fracture	Open fracture of cuboid
S92216B	82533	Nondisplaced fracture of cuboid bone of unspecified foot, initial encounter for open fracture	Open fracture of cuboid
S92223B	82534	Displaced fracture of lateral cuneiform of unspecified foot, initial encounter for open fracture	Open fracture of cuneiform, foot
S92226B	82534	Nondisplaced fracture of lateral cuneiform of unspecified foot, initial encounter for open fracture	Open fracture of cuneiform, foot
S92233B	82534	Displaced fracture of intermediate cuneiform of unspecified foot, initial encounter for open fracture	Open fracture of cuneiform, foot
S92236B	82534	Nondisplaced fracture of intermediate cuneiform of unspecified foot, initial encounter for open fracture	Open fracture of cuneiform, foot
S92243B	82534	Displaced fracture of medial cuneiform of unspecified foot, initial encounter for open fracture	Open fracture of cuneiform, foot
S92246B	82534	Nondisplaced fracture of medial cuneiform of unspecified foot, initial encounter for open fracture	Open fracture of cuneiform, foot
S92309B	82535	Fracture of unspecified metatarsal bone(s), unspecified foot, initial encounter for open fracture	Open fracture of metatarsal bone(s)
S99109B	82535	Unspecified physeal fracture of unspecified metatarsal, initial encounter for open fracture	Open fracture of metatarsal bone(s)
S99119B	82535	Salter-Harris Type I physeal fracture of unspecified metatarsal, initial encounter for open fracture	Open fracture of metatarsal bone(s)
S99129B	82535	Salter-Harris Type II physeal fracture of unspecified metatarsal, initial encounter for open fracture	Open fracture of metatarsal bone(s)
S99139B	82535	Salter-Harris Type III physeal fracture of unspecified metatarsal, initial encounter for open fracture	Open fracture of metatarsal bone(s)
S99149B	82535	Salter-Harris Type IV physeal fracture of unspecified metatarsal, initial encounter for open fracture	Open fracture of metatarsal bone(s)
S99199B	82535	Other physeal fracture of unspecified metatarsal, initial encounter for open fracture	Open fracture of metatarsal bone(s)
S92201B	82539	Fracture of unspecified tarsal bone(s) of right foot, initial encounter for open fracture	Other open fracture of tarsal and metatarsal bones
S92202B	82539	Fracture of unspecified tarsal bone(s) of left foot, initial encounter for open fracture	Other open fracture of tarsal and metatarsal bones
S92209B	82539	Fracture of unspecified tarsal bone(s) of unspecified foot, initial encounter for open fracture	Other open fracture of tarsal and metatarsal bones
S92403A	8260	Displaced unspecified fracture of unspecified great toe, initial encounter for closed fracture	Closed fracture of one or more phalanges of foot
S92406A	8260	Nondisplaced unspecified fracture of unspecified great toe, initial encounter for closed fracture	Closed fracture of one or more phalanges of foot
S92503A	8260	Displaced unspecified fracture of unspecified lesser toe(s), initial encounter for closed fracture	Closed fracture of one or more phalanges of foot
S92506A	8260	Nondisplaced unspecified fracture of unspecified lesser toe(s), initial encounter for closed fracture	Closed fracture of one or more phalanges of foot
S92403B	8261	Displaced unspecified fracture of unspecified great toe, initial encounter for open fracture	Open fracture of one or more phalanges of foot
S92406B	8261	Nondisplaced unspecified fracture of unspecified great toe, initial encounter for open fracture	Open fracture of one or more phalanges of foot

Appendix A
Frailty markers

S92503B	8261	Displaced unspecified fracture of unspecified lesser toe(s), initial encounter for open fracture	Open fracture of one or more phalanges of foot
S92506B	8261	Nondisplaced unspecified fracture of unspecified lesser toe(s), initial encounter for open fracture	Open fracture of one or more phalanges of foot
S8290XA	8270	Unspecified fracture of unspecified lower leg, initial encounter for closed fracture	Other, multiple and ill-defined fractures of lower limb, closed
S8290XB	8271	Unspecified fracture of unspecified lower leg, initial encounter for open fracture type I or II	Other, multiple and ill-defined fractures of lower limb, open
S7290XA	8280	Unspecified fracture of unspecified femur, initial encounter for closed fracture	Closed multiple fractures involving both lower limbs, lower with upper limb, and lower limb(s) with rib(s) and sternum
S8290XA	8280	Unspecified fracture of unspecified lower leg, initial encounter for closed fracture	Closed multiple fractures involving both lower limbs, lower with upper limb, and lower limb(s) with rib(s) and sternum
S7290XE	8281	Unspecified fracture of unspecified femur, subsequent encounter for open fracture type I or II with routine healing	Open multiple fractures involving both lower limbs, lower with upper limb, and lower limb(s) with rib(s) and sternum
S8290XB	8281	Unspecified fracture of unspecified lower leg, initial encounter for open fracture type I or II	Open multiple fractures involving both lower limbs, lower with upper limb, and lower limb(s) with rib(s) and sternum
M8000XA	73310	Age-related osteoporosis with current pathological fracture, unspecified site, initial encounter for fracture	Pathologic fracture, unspecified site
M8080XA	73310	Other osteoporosis with current pathological fracture, unspecified site, initial encounter for fracture	Pathologic fracture, unspecified site
M8450XA	73310	Pathological fracture in neoplastic disease, unspecified site, initial encounter for fracture	Pathologic fracture, unspecified site
M8460XA	73310	Pathological fracture in other disease, unspecified site, initial encounter for fracture	Pathologic fracture, unspecified site
M80021A	73311	Age-related osteoporosis with current pathological fracture, right humerus, initial encounter for fracture	Pathologic fracture of humerus
M80022A	73311	Age-related osteoporosis with current pathological fracture, left humerus, initial encounter for fracture	Pathologic fracture of humerus
M80029A	73311	Age-related osteoporosis with current pathological fracture, unspecified humerus, initial encounter for fracture	Pathologic fracture of humerus
M80821A	73311	Other osteoporosis with current pathological fracture, right humerus, initial encounter for fracture	Pathologic fracture of humerus
M80822A	73311	Other osteoporosis with current pathological fracture, left humerus, initial encounter for fracture	Pathologic fracture of humerus
M80829A	73311	Other osteoporosis with current pathological fracture, unspecified humerus, initial encounter for fracture	Pathologic fracture of humerus
M84421A	73311	Pathological fracture, right humerus, initial encounter for fracture	Pathologic fracture of humerus
M84422A	73311	Pathological fracture, left humerus, initial encounter for fracture	Pathologic fracture of humerus
M84521A	73311	Pathological fracture in neoplastic disease, right humerus, initial encounter for fracture	Pathologic fracture of humerus
M84522A	73311	Pathological fracture in neoplastic disease, left humerus, initial encounter for fracture	Pathologic fracture of humerus
M84529A	73311	Pathological fracture in neoplastic disease, unspecified humerus, initial encounter for fracture	Pathologic fracture of humerus
M84621A	73311	Pathological fracture in other disease, right humerus, initial encounter for fracture	Pathologic fracture of humerus
M84622A	73311	Pathological fracture in other disease, left humerus, initial encounter for fracture	Pathologic fracture of humerus
M84629A	73311	Pathological fracture in other disease, unspecified humerus, initial encounter for fracture	Pathologic fracture of humerus
M80031A	73312	Age-related osteoporosis with current pathological fracture, right forearm, initial encounter for fracture	Pathologic fracture of distal radius and ulna
M80032A	73312	Age-related osteoporosis with current pathological fracture, left forearm, initial encounter for fracture	Pathologic fracture of distal radius and ulna
M80039A	73312	Age-related osteoporosis with current pathological fracture, unspecified forearm, initial encounter for fracture	Pathologic fracture of distal radius and ulna
M80831A	73312	Other osteoporosis with current pathological fracture, right forearm, initial encounter for fracture	Pathologic fracture of distal radius and ulna

Appendix A
Frailty markers

M80832A	73312	Other osteoporosis with current pathological fracture, left forearm, initial encounter for fracture	Pathologic fracture of distal radius and ulna
M80839A	73312	Other osteoporosis with current pathological fracture, unspecified forearm, initial encounter for fracture	Pathologic fracture of distal radius and ulna
M84431A	73312	Pathological fracture, right ulna, initial encounter for fracture	Pathologic fracture of distal radius and ulna
M84432A	73312	Pathological fracture, left ulna, initial encounter for fracture	Pathologic fracture of distal radius and ulna
M84433A	73312	Pathological fracture, right radius, initial encounter for fracture	Pathologic fracture of distal radius and ulna
M84434A	73312	Pathological fracture, left radius, initial encounter for fracture	Pathologic fracture of distal radius and ulna
M84531A	73312	Pathological fracture in neoplastic disease, right ulna, initial encounter for fracture	Pathologic fracture of distal radius and ulna
M84532A	73312	Pathological fracture in neoplastic disease, left ulna, initial encounter for fracture	Pathologic fracture of distal radius and ulna
M84533A	73312	Pathological fracture in neoplastic disease, right radius, initial encounter for fracture	Pathologic fracture of distal radius and ulna
M84534A	73312	Pathological fracture in neoplastic disease, left radius, initial encounter for fracture	Pathologic fracture of distal radius and ulna
M84539A	73312	Pathological fracture in neoplastic disease, unspecified ulna and radius, initial encounter for fracture	Pathologic fracture of distal radius and ulna
M84631A	73312	Pathological fracture in other disease, right ulna, initial encounter for fracture	Pathologic fracture of distal radius and ulna
M84632A	73312	Pathological fracture in other disease, left ulna, initial encounter for fracture	Pathologic fracture of distal radius and ulna
M84633A	73312	Pathological fracture in other disease, right radius, initial encounter for fracture	Pathologic fracture of distal radius and ulna
M84634A	73312	Pathological fracture in other disease, left radius, initial encounter for fracture	Pathologic fracture of distal radius and ulna
M84639A	73312	Pathological fracture in other disease, unspecified ulna and radius, initial encounter for fracture	Pathologic fracture of distal radius and ulna
M4851XA	73313	Collapsed vertebra, not elsewhere classified, occipito-atlanto-axial region, initial encounter for fracture	Pathologic fracture of vertebrae
M4852XA	73313	Collapsed vertebra, not elsewhere classified, cervical region, initial encounter for fracture	Pathologic fracture of vertebrae
M4853XA	73313	Collapsed vertebra, not elsewhere classified, cervicothoracic region, initial encounter for fracture	Pathologic fracture of vertebrae
M4854XA	73313	Collapsed vertebra, not elsewhere classified, thoracic region, initial encounter for fracture	Pathologic fracture of vertebrae
M4855XA	73313	Collapsed vertebra, not elsewhere classified, thoracolumbar region, initial encounter for fracture	Pathologic fracture of vertebrae
M4856XA	73313	Collapsed vertebra, not elsewhere classified, lumbar region, initial encounter for fracture	Pathologic fracture of vertebrae
M4857XA	73313	Collapsed vertebra, not elsewhere classified, lumbosacral region, initial encounter for fracture	Pathologic fracture of vertebrae
M4858XA	73313	Collapsed vertebra, not elsewhere classified, sacral and sacrococcygeal region, initial encounter for fracture	Pathologic fracture of vertebrae
M8088XA	73313	Other osteoporosis with current pathological fracture, vertebra(e), initial encounter for fracture	Pathologic fracture of vertebrae
M8448XA	73313	Pathological fracture, other site, initial encounter for fracture	Pathologic fracture of vertebrae
M8458XA	73313	Pathological fracture in neoplastic disease, other specified site, initial encounter for fracture	Pathologic fracture of vertebrae
M80051A	73314	Age-related osteoporosis with current pathological fracture, right femur, initial encounter for fracture	Pathologic fracture of neck of femur
M80052A	73314	Age-related osteoporosis with current pathological fracture, left femur, initial encounter for fracture	Pathologic fracture of neck of femur
M80059A	73314	Age-related osteoporosis with current pathological fracture, unspecified femur, initial encounter for fracture	Pathologic fracture of neck of femur
M80851A	73314	Other osteoporosis with current pathological fracture, right femur, initial encounter for fracture	Pathologic fracture of neck of femur

Appendix A
Frailty markers

M80852A	73314	Other osteoporosis with current pathological fracture, left femur, initial encounter for fracture	Pathologic fracture of neck of femur
M80859A	73314	Other osteoporosis with current pathological fracture, unspecified femur, initial encounter for fracture	Pathologic fracture of neck of femur
M84451A	73314	Pathological fracture, right femur, initial encounter for fracture	Pathologic fracture of neck of femur
M84452A	73314	Pathological fracture, left femur, initial encounter for fracture	Pathologic fracture of neck of femur
M84551A	73314	Pathological fracture in neoplastic disease, right femur, initial encounter for fracture	Pathologic fracture of neck of femur
M84552A	73314	Pathological fracture in neoplastic disease, left femur, initial encounter for fracture	Pathologic fracture of neck of femur
M84553A	73314	Pathological fracture in neoplastic disease, unspecified femur, initial encounter for fracture	Pathologic fracture of neck of femur
M84559A	73314	Pathological fracture in neoplastic disease, hip, unspecified, initial encounter for fracture	Pathologic fracture of neck of femur
M84651A	73314	Pathological fracture in other disease, right femur, initial encounter for fracture	Pathologic fracture of neck of femur
M84652A	73314	Pathological fracture in other disease, left femur, initial encounter for fracture	Pathologic fracture of neck of femur
M84653A	73314	Pathological fracture in other disease, unspecified femur, initial encounter for fracture	Pathologic fracture of neck of femur
M84659A	73314	Pathological fracture in other disease, hip, unspecified, initial encounter for fracture	Pathologic fracture of neck of femur
M84751A	73314	Incomplete atypical femoral fracture, right leg, initial encounter for fracture	Pathologic fracture of neck of femur
M84752A	73314	Incomplete atypical femoral fracture, left leg, initial encounter for fracture	Pathologic fracture of neck of femur
M84754A	73314	Complete transverse atypical femoral fracture, right leg, initial encounter for fracture	Pathologic fracture of neck of femur
M84755A	73314	Complete transverse atypical femoral fracture, left leg, initial encounter for fracture	Pathologic fracture of neck of femur
M84757A	73314	Complete oblique atypical femoral fracture, right leg, initial encounter for fracture	Pathologic fracture of neck of femur
M84758A	73314	Complete oblique atypical femoral fracture, left leg, initial encounter for fracture	Pathologic fracture of neck of femur
M80051A	73315	Age-related osteoporosis with current pathological fracture, right femur, initial encounter for fracture	Pathologic fracture of other specified part of femur
M80052A	73315	Age-related osteoporosis with current pathological fracture, left femur, initial encounter for fracture	Pathologic fracture of other specified part of femur
M80059A	73315	Age-related osteoporosis with current pathological fracture, unspecified femur, initial encounter for fracture	Pathologic fracture of other specified part of femur
M80851A	73315	Other osteoporosis with current pathological fracture, right femur, initial encounter for fracture	Pathologic fracture of other specified part of femur
M80852A	73315	Other osteoporosis with current pathological fracture, left femur, initial encounter for fracture	Pathologic fracture of other specified part of femur
M80859A	73315	Other osteoporosis with current pathological fracture, unspecified femur, initial encounter for fracture	Pathologic fracture of other specified part of femur
M84451A	73315	Pathological fracture, right femur, initial encounter for fracture	Pathologic fracture of other specified part of femur
M84452A	73315	Pathological fracture, left femur, initial encounter for fracture	Pathologic fracture of other specified part of femur
M84551A	73315	Pathological fracture in neoplastic disease, right femur, initial encounter for fracture	Pathologic fracture of other specified part of femur
M84552A	73315	Pathological fracture in neoplastic disease, left femur, initial encounter for fracture	Pathologic fracture of other specified part of femur
M84553A	73315	Pathological fracture in neoplastic disease, unspecified femur, initial encounter for fracture	Pathologic fracture of other specified part of femur
M84559A	73315	Pathological fracture in neoplastic disease, hip, unspecified, initial encounter for fracture	Pathologic fracture of other specified part of femur
M84651A	73315	Pathological fracture in other disease, right femur, initial encounter for fracture	Pathologic fracture of other specified part of femur

Appendix A
Frailty markers

M84652A	73315	Pathological fracture in other disease, left femur, initial encounter for fracture	Pathologic fracture of other specified part of femur
M84653A	73315	Pathological fracture in other disease, unspecified femur, initial encounter for fracture	Pathologic fracture of other specified part of femur
M84659A	73315	Pathological fracture in other disease, hip, unspecified, initial encounter for fracture	Pathologic fracture of other specified part of femur
M84751A	73315	Incomplete atypical femoral fracture, right leg, initial encounter for fracture	Pathologic fracture of other specified part of femur
M84752A	73315	Incomplete atypical femoral fracture, left leg, initial encounter for fracture	Pathologic fracture of other specified part of femur
M84753A	73315	Incomplete atypical femoral fracture, unspecified leg, initial encounter for fracture	Pathologic fracture of other specified part of femur
M84754A	73315	Complete transverse atypical femoral fracture, right leg, initial encounter for fracture	Pathologic fracture of other specified part of femur
M84755A	73315	Complete transverse atypical femoral fracture, left leg, initial encounter for fracture	Pathologic fracture of other specified part of femur
M84756A	73315	Complete transverse atypical femoral fracture, unspecified leg, initial encounter for fracture	Pathologic fracture of other specified part of femur
M84757A	73315	Complete oblique atypical femoral fracture, right leg, initial encounter for fracture	Pathologic fracture of other specified part of femur
M84758A	73315	Complete oblique atypical femoral fracture, left leg, initial encounter for fracture	Pathologic fracture of other specified part of femur
M84759A	73315	Complete oblique atypical femoral fracture, unspecified leg, initial encounter for fracture	Pathologic fracture of other specified part of femur
M80061A	73316	Age-related osteoporosis with current pathological fracture, right lower leg, initial encounter for fracture	Pathologic fracture of tibia or fibula
M80062A	73316	Age-related osteoporosis with current pathological fracture, left lower leg, initial encounter for fracture	Pathologic fracture of tibia or fibula
M80069A	73316	Age-related osteoporosis with current pathological fracture, unspecified lower leg, initial encounter for fracture	Pathologic fracture of tibia or fibula
M80071A	73316	Age-related osteoporosis with current pathological fracture, right ankle and foot, initial encounter for fracture	Pathologic fracture of tibia or fibula
M80072A	73316	Age-related osteoporosis with current pathological fracture, left ankle and foot, initial encounter for fracture	Pathologic fracture of tibia or fibula
M80079A	73316	Age-related osteoporosis with current pathological fracture, unspecified ankle and foot, initial encounter for fracture	Pathologic fracture of tibia or fibula
M80861A	73316	Other osteoporosis with current pathological fracture, right lower leg, initial encounter for fracture	Pathologic fracture of tibia or fibula
M80862A	73316	Other osteoporosis with current pathological fracture, left lower leg, initial encounter for fracture	Pathologic fracture of tibia or fibula
M80869A	73316	Other osteoporosis with current pathological fracture, unspecified lower leg, initial encounter for fracture	Pathologic fracture of tibia or fibula
M80871A	73316	Other osteoporosis with current pathological fracture, right ankle and foot, initial encounter for fracture	Pathologic fracture of tibia or fibula
M80872A	73316	Other osteoporosis with current pathological fracture, left ankle and foot, initial encounter for fracture	Pathologic fracture of tibia or fibula
M80879A	73316	Other osteoporosis with current pathological fracture, unspecified ankle and foot, initial encounter for fracture	Pathologic fracture of tibia or fibula
M84461A	73316	Pathological fracture, right tibia, initial encounter for fracture	Pathologic fracture of tibia or fibula
M84462A	73316	Pathological fracture, left tibia, initial encounter for fracture	Pathologic fracture of tibia or fibula
M84463A	73316	Pathological fracture, right fibula, initial encounter for fracture	Pathologic fracture of tibia or fibula
M84464A	73316	Pathological fracture, left fibula, initial encounter for fracture	Pathologic fracture of tibia or fibula
M84471A	73316	Pathological fracture, right ankle, initial encounter for fracture	Pathologic fracture of tibia or fibula
M84472A	73316	Pathological fracture, left ankle, initial encounter for fracture	Pathologic fracture of tibia or fibula

Appendix A
Frailty markers

M84473A	73316	Pathological fracture, unspecified ankle, initial encounter for fracture	Pathologic fracture of tibia or fibula
M84561A	73316	Pathological fracture in neoplastic disease, right tibia, initial encounter for fracture	Pathologic fracture of tibia or fibula
M84562A	73316	Pathological fracture in neoplastic disease, left tibia, initial encounter for fracture	Pathologic fracture of tibia or fibula
M84563A	73316	Pathological fracture in neoplastic disease, right fibula, initial encounter for fracture	Pathologic fracture of tibia or fibula
M84564A	73316	Pathological fracture in neoplastic disease, left fibula, initial encounter for fracture	Pathologic fracture of tibia or fibula
M84569A	73316	Pathological fracture in neoplastic disease, unspecified tibia and fibula, initial encounter for fracture	Pathologic fracture of tibia or fibula
M84571A	73316	Pathological fracture in neoplastic disease, right ankle, initial encounter for fracture	Pathologic fracture of tibia or fibula
M84572A	73316	Pathological fracture in neoplastic disease, left ankle, initial encounter for fracture	Pathologic fracture of tibia or fibula
M84573A	73316	Pathological fracture in neoplastic disease, unspecified ankle, initial encounter for fracture	Pathologic fracture of tibia or fibula
M84661A	73316	Pathological fracture in other disease, right tibia, initial encounter for fracture	Pathologic fracture of tibia or fibula
M84662A	73316	Pathological fracture in other disease, left tibia, initial encounter for fracture	Pathologic fracture of tibia or fibula
M84663A	73316	Pathological fracture in other disease, right fibula, initial encounter for fracture	Pathologic fracture of tibia or fibula
M84664A	73316	Pathological fracture in other disease, left fibula, initial encounter for fracture	Pathologic fracture of tibia or fibula
M84669A	73316	Pathological fracture in other disease, unspecified tibia and fibula, initial encounter for fracture	Pathologic fracture of tibia or fibula
M84671A	73316	Pathological fracture in other disease, right ankle, initial encounter for fracture	Pathologic fracture of tibia or fibula
M84672A	73316	Pathological fracture in other disease, left ankle, initial encounter for fracture	Pathologic fracture of tibia or fibula
M84673A	73316	Pathological fracture in other disease, unspecified ankle, initial encounter for fracture	Pathologic fracture of tibia or fibula
M80011A	73319	Age-related osteoporosis with current pathological fracture, right shoulder, initial encounter for fracture	Pathologic fracture of other specified site
M80012A	73319	Age-related osteoporosis with current pathological fracture, left shoulder, initial encounter for fracture	Pathologic fracture of other specified site
M80019A	73319	Age-related osteoporosis with current pathological fracture, unspecified shoulder, initial encounter for fracture	Pathologic fracture of other specified site
M80041A	73319	Age-related osteoporosis with current pathological fracture, right hand, initial encounter for fracture	Pathologic fracture of other specified site
M80042A	73319	Age-related osteoporosis with current pathological fracture, left hand, initial encounter for fracture	Pathologic fracture of other specified site
M80049A	73319	Age-related osteoporosis with current pathological fracture, unspecified hand, initial encounter for fracture	Pathologic fracture of other specified site
M80811A	73319	Other osteoporosis with current pathological fracture, right shoulder, initial encounter for fracture	Pathologic fracture of other specified site
M80812A	73319	Other osteoporosis with current pathological fracture, left shoulder, initial encounter for fracture	Pathologic fracture of other specified site
M80819A	73319	Other osteoporosis with current pathological fracture, unspecified shoulder, initial encounter for fracture	Pathologic fracture of other specified site
M80841A	73319	Other osteoporosis with current pathological fracture, right hand, initial encounter for fracture	Pathologic fracture of other specified site
M80842A	73319	Other osteoporosis with current pathological fracture, left hand, initial encounter for fracture	Pathologic fracture of other specified site
M80849A	73319	Other osteoporosis with current pathological fracture, unspecified hand, initial encounter for fracture	Pathologic fracture of other specified site
M84411A	73319	Pathological fracture, right shoulder, initial encounter for fracture	Pathologic fracture of other specified site
M84412A	73319	Pathological fracture, left shoulder, initial encounter for fracture	Pathologic fracture of other specified site

Appendix A
Frailty markers

M84676A	73319	Pathological fracture in other disease, unspecified foot, initial encounter for fracture	Pathologic fracture of other specified site
M8468XA	73319	Pathological fracture in other disease, other site, initial encounter for fracture	Pathologic fracture of other specified site
S020XXA	80001	Fracture of vault of skull, initial encounter for closed fracture	Closed fracture of vault of skull without mention of intracranial injury, with no loss of consciousness
S020XXA	80002	Fracture of vault of skull, initial encounter for closed fracture	Closed fracture of vault of skull without mention of intracranial injury, with brief [less than one hour] loss of consciousness
S020XXA	80003	Fracture of vault of skull, initial encounter for closed fracture	Closed fracture of vault of skull without mention of intracranial injury, with moderate [1-24 hours] loss of consciousness
S020XXA	80004	Fracture of vault of skull, initial encounter for closed fracture	Closed fracture of vault of skull without mention of intracranial injury, with prolonged [more than 24 hours] loss of consciousness and return to pre-existing conscious level
S020XXA	80005	Fracture of vault of skull, initial encounter for closed fracture	Closed fracture of vault of skull without mention of intracranial injury, with prolonged [more than 24 hours] loss of consciousness, without return to pre-existing conscious level
S020XXA	80006	Fracture of vault of skull, initial encounter for closed fracture	Closed fracture of vault of skull without mention of intracranial injury, with loss of consciousness of unspecified duration
S020XXA	80009	Fracture of vault of skull, initial encounter for closed fracture	Closed fracture of vault of skull without mention of intracranial injury, with concussion, unspecified
S020XXA	80010	Fracture of vault of skull, initial encounter for closed fracture	Closed fracture of vault of skull with cerebral laceration and contusion, unspecified state of consciousness
S06330A	80010	Contusion and laceration of cerebrum, unspecified, without loss of consciousness, initial encounter	Closed fracture of vault of skull with cerebral laceration and contusion, unspecified state of consciousness
S020XXA	80011	Fracture of vault of skull, initial encounter for closed fracture	Closed fracture of vault of skull with cerebral laceration and contusion, with no loss of consciousness
S06330A	80011	Contusion and laceration of cerebrum, unspecified, without loss of consciousness, initial encounter	Closed fracture of vault of skull with cerebral laceration and contusion, with no loss of consciousness
S020XXA	80012	Fracture of vault of skull, initial encounter for closed fracture	Closed fracture of vault of skull with cerebral laceration and contusion, with brief [less than one hour] loss of consciousness
S06331A	80012	Contusion and laceration of cerebrum, unspecified, with loss of consciousness of 30 minutes or less, initial encounter	Closed fracture of vault of skull with cerebral laceration and contusion, with brief [less than one hour] loss of consciousness
S06332A	80012	Contusion and laceration of cerebrum, unspecified, with loss of consciousness of 31 minutes to 59 minutes, initial encounter	Closed fracture of vault of skull with cerebral laceration and contusion, with brief [less than one hour] loss of consciousness
S020XXA	80013	Fracture of vault of skull, initial encounter for closed fracture	Closed fracture of vault of skull with cerebral laceration and contusion, with moderate [1-24 hours] loss of consciousness
S06333A	80013	Contusion and laceration of cerebrum, unspecified, with loss of consciousness of 1 hour to 5 hours 59 minutes, initial encounter	Closed fracture of vault of skull with cerebral laceration and contusion, with moderate [1-24 hours] loss of consciousness
S06334A	80013	Contusion and laceration of cerebrum, unspecified, with loss of consciousness of 6 hours to 24 hours, initial encounter	Closed fracture of vault of skull with cerebral laceration and contusion, with moderate [1-24 hours] loss of consciousness
S020XXA	80014	Fracture of vault of skull, initial encounter for closed fracture	Closed fracture of vault of skull with cerebral laceration and contusion, with prolonged [more than 24 hours] loss of consciousness and return to pre-existing conscious level
S06335A	80014	Contusion and laceration of cerebrum, unspecified, with loss of consciousness greater than 24 hours with return to pre-existing conscious level, initial encounter	Closed fracture of vault of skull with cerebral laceration and contusion, with prolonged [more than 24 hours] loss of consciousness and return to pre-existing conscious level
S020XXA	80015	Fracture of vault of skull, initial encounter for closed fracture	Closed fracture of vault of skull with cerebral laceration and contusion, with prolonged [more than 24 hours] loss of consciousness, without return to pre-existing conscious level

Appendix A
Frailty markers

S06336A	80015	Contusion and laceration of cerebrum, unspecified, with loss of consciousness greater than 24 hours without return to pre-existing conscious level with patient surviving, initial encounter	Closed fracture of vault of skull with cerebral laceration and contusion, with prolonged [more than 24 hours] loss of consciousness, without return to pre-existing conscious level
S06337A	80015	Contusion and laceration of cerebrum, unspecified, with loss of consciousness of any duration with death due to brain injury prior to regaining consciousness, initial encounter	Closed fracture of vault of skull with cerebral laceration and contusion, with prolonged [more than 24 hours] loss of consciousness, without return to pre-existing conscious level
S06338A	80015	Contusion and laceration of cerebrum, unspecified, with loss of consciousness of any duration with death due to other cause prior to regaining consciousness, initial encounter	Closed fracture of vault of skull with cerebral laceration and contusion, with prolonged [more than 24 hours] loss of consciousness, without return to pre-existing conscious level
S020XXA	80016	Fracture of vault of skull, initial encounter for closed fracture	Closed fracture of vault of skull with cerebral laceration and contusion, with loss of consciousness of unspecified duration
S06339A	80016	Contusion and laceration of cerebrum, unspecified, with loss of consciousness of unspecified duration, initial encounter	Closed fracture of vault of skull with cerebral laceration and contusion, with loss of consciousness of unspecified duration
S020XXA	80019	Fracture of vault of skull, initial encounter for closed fracture	Closed fracture of vault of skull with cerebral laceration and contusion, with concussion, unspecified
S06330A	80019	Contusion and laceration of cerebrum, unspecified, without loss of consciousness, initial encounter	Closed fracture of vault of skull with cerebral laceration and contusion, with concussion, unspecified
S020XXA	80020	Fracture of vault of skull, initial encounter for closed fracture	Closed fracture of vault of skull with subarachnoid, subdural, and extradural hemorrhage, unspecified state of consciousness
S064X0A	80020	Epidural hemorrhage without loss of consciousness, initial encounter	Closed fracture of vault of skull with subarachnoid, subdural, and extradural hemorrhage, unspecified state of consciousness
S065X0A	80020	Traumatic subdural hemorrhage without loss of consciousness, initial encounter	Closed fracture of vault of skull with subarachnoid, subdural, and extradural hemorrhage, unspecified state of consciousness
S066X0A	80020	Traumatic subarachnoid hemorrhage without loss of consciousness, initial encounter	Closed fracture of vault of skull with subarachnoid, subdural, and extradural hemorrhage, unspecified state of consciousness
S020XXA	80021	Fracture of vault of skull, initial encounter for closed fracture	Closed fracture of vault of skull with subarachnoid, subdural, and extradural hemorrhage, with no loss of consciousness
S064X0A	80021	Epidural hemorrhage without loss of consciousness, initial encounter	Closed fracture of vault of skull with subarachnoid, subdural, and extradural hemorrhage, with no loss of consciousness
S065X0A	80021	Traumatic subdural hemorrhage without loss of consciousness, initial encounter	Closed fracture of vault of skull with subarachnoid, subdural, and extradural hemorrhage, with no loss of consciousness
S066X0A	80021	Traumatic subarachnoid hemorrhage without loss of consciousness, initial encounter	Closed fracture of vault of skull with subarachnoid, subdural, and extradural hemorrhage, with no loss of consciousness
S020XXA	80022	Fracture of vault of skull, initial encounter for closed fracture	Closed fracture of vault of skull with subarachnoid, subdural, and extradural hemorrhage, with brief [less than one hour] loss of consciousness
S064X1A	80022	Epidural hemorrhage with loss of consciousness of 30 minutes or less, initial encounter	Closed fracture of vault of skull with subarachnoid, subdural, and extradural hemorrhage, with brief [less than one hour] loss of consciousness
S064X2A	80022	Epidural hemorrhage with loss of consciousness of 31 minutes to 59 minutes, initial encounter	Closed fracture of vault of skull with subarachnoid, subdural, and extradural hemorrhage, with brief [less than one hour] loss of consciousness
S065X1A	80022	Traumatic subdural hemorrhage with loss of consciousness of 30 minutes or less, initial encounter	Closed fracture of vault of skull with subarachnoid, subdural, and extradural hemorrhage, with brief [less than one hour] loss of consciousness
S065X2A	80022	Traumatic subdural hemorrhage with loss of consciousness of 31 minutes to 59 minutes, initial encounter	Closed fracture of vault of skull with subarachnoid, subdural, and extradural hemorrhage, with brief [less than one hour] loss of consciousness

Appendix A
Frailty markers

S066X1A	80022	Traumatic subarachnoid hemorrhage with loss of consciousness of 30 minutes or less, initial encounter	Closed fracture of vault of skull with subarachnoid, subdural, and extradural hemorrhage, with brief [less than one hour] loss of consciousness
S066X2A	80022	Traumatic subarachnoid hemorrhage with loss of consciousness of 31 minutes to 59 minutes, initial encounter	Closed fracture of vault of skull with subarachnoid, subdural, and extradural hemorrhage, with brief [less than one hour] loss of consciousness
S020XXA	80023	Fracture of vault of skull, initial encounter for closed fracture	Closed fracture of vault of skull with subarachnoid, subdural, and extradural hemorrhage, with moderate [1-24 hours] loss of consciousness
S064X3A	80023	Epidural hemorrhage with loss of consciousness of 1 hour to 5 hours 59 minutes, initial encounter	Closed fracture of vault of skull with subarachnoid, subdural, and extradural hemorrhage, with moderate [1-24 hours] loss of consciousness
S064X4A	80023	Epidural hemorrhage with loss of consciousness of 6 hours to 24 hours, initial encounter	Closed fracture of vault of skull with subarachnoid, subdural, and extradural hemorrhage, with moderate [1-24 hours] loss of consciousness
S065X3A	80023	Traumatic subdural hemorrhage with loss of consciousness of 1 hour to 5 hours 59 minutes, initial encounter	Closed fracture of vault of skull with subarachnoid, subdural, and extradural hemorrhage, with moderate [1-24 hours] loss of consciousness
S065X4A	80023	Traumatic subdural hemorrhage with loss of consciousness of 6 hours to 24 hours, initial encounter	Closed fracture of vault of skull with subarachnoid, subdural, and extradural hemorrhage, with moderate [1-24 hours] loss of consciousness
S066X3A	80023	Traumatic subarachnoid hemorrhage with loss of consciousness of 1 hour to 5 hours 59 minutes, initial encounter	Closed fracture of vault of skull with subarachnoid, subdural, and extradural hemorrhage, with moderate [1-24 hours] loss of consciousness
S066X4A	80023	Traumatic subarachnoid hemorrhage with loss of consciousness of 6 hours to 24 hours, initial encounter	Closed fracture of vault of skull with subarachnoid, subdural, and extradural hemorrhage, with moderate [1-24 hours] loss of consciousness
S020XXA	80024	Fracture of vault of skull, initial encounter for closed fracture	Closed fracture of vault of skull with subarachnoid, subdural, and extradural hemorrhage, with prolonged [more than 24 hours] loss of consciousness and return to pre-existing conscious level
S064X5A	80024	Epidural hemorrhage with loss of consciousness greater than 24 hours with return to pre-existing conscious level, initial encounter	Closed fracture of vault of skull with subarachnoid, subdural, and extradural hemorrhage, with prolonged [more than 24 hours] loss of consciousness and return to pre-existing conscious level
S065X5A	80024	Traumatic subdural hemorrhage with loss of consciousness greater than 24 hours with return to pre-existing conscious level, initial encounter	Closed fracture of vault of skull with subarachnoid, subdural, and extradural hemorrhage, with prolonged [more than 24 hours] loss of consciousness and return to pre-existing conscious level
S066X5A	80024	Traumatic subarachnoid hemorrhage with loss of consciousness greater than 24 hours with return to pre-existing conscious level, initial encounter	Closed fracture of vault of skull with subarachnoid, subdural, and extradural hemorrhage, with prolonged [more than 24 hours] loss of consciousness and return to pre-existing conscious level
S020XXA	80025	Fracture of vault of skull, initial encounter for closed fracture	Closed fracture of vault of skull with subarachnoid, subdural, and extradural hemorrhage, with prolonged [more than 24 hours] loss of consciousness, without return to pre-existing conscious level
S064X6A	80025	Epidural hemorrhage with loss of consciousness greater than 24 hours without return to pre-existing conscious level with patient surviving, initial encounter	Closed fracture of vault of skull with subarachnoid, subdural, and extradural hemorrhage, with prolonged [more than 24 hours] loss of consciousness, without return to pre-existing conscious level
S064X7A	80025	Epidural hemorrhage with loss of consciousness of any duration with death due to brain injury prior to regaining consciousness, initial encounter	Closed fracture of vault of skull with subarachnoid, subdural, and extradural hemorrhage, with prolonged [more than 24 hours] loss of consciousness, without return to pre-existing conscious level
S064X8A	80025	Epidural hemorrhage with loss of consciousness of any duration with death due to other causes prior to regaining consciousness, initial encounter	Closed fracture of vault of skull with subarachnoid, subdural, and extradural hemorrhage, with prolonged [more than 24 hours] loss of consciousness, without return to pre-existing conscious level

Appendix A
Frailty markers

S065X6A	80025	Traumatic subdural hemorrhage with loss of consciousness greater than 24 hours without return to pre-existing conscious level with patient surviving, initial encounter	Closed fracture of vault of skull with subarachnoid, subdural, and extradural hemorrhage, with prolonged [more than 24 hours] loss of consciousness, without return to pre-existing conscious level
S065X7A	80025	Traumatic subdural hemorrhage with loss of consciousness of any duration with death due to brain injury before regaining consciousness, initial encounter	Closed fracture of vault of skull with subarachnoid, subdural, and extradural hemorrhage, with prolonged [more than 24 hours] loss of consciousness, without return to pre-existing conscious level
S065X8A	80025	Traumatic subdural hemorrhage with loss of consciousness of any duration with death due to other cause before regaining consciousness, initial encounter	Closed fracture of vault of skull with subarachnoid, subdural, and extradural hemorrhage, with prolonged [more than 24 hours] loss of consciousness, without return to pre-existing conscious level
S066X6A	80025	Traumatic subarachnoid hemorrhage with loss of consciousness greater than 24 hours without return to pre-existing conscious level with patient surviving, initial encounter	Closed fracture of vault of skull with subarachnoid, subdural, and extradural hemorrhage, with prolonged [more than 24 hours] loss of consciousness, without return to pre-existing conscious level
S066X7A	80025	Traumatic subarachnoid hemorrhage with loss of consciousness of any duration with death due to brain injury prior to regaining consciousness, initial encounter	Closed fracture of vault of skull with subarachnoid, subdural, and extradural hemorrhage, with prolonged [more than 24 hours] loss of consciousness, without return to pre-existing conscious level
S066X8A	80025	Traumatic subarachnoid hemorrhage with loss of consciousness of any duration with death due to other cause prior to regaining consciousness, initial encounter	Closed fracture of vault of skull with subarachnoid, subdural, and extradural hemorrhage, with prolonged [more than 24 hours] loss of consciousness, without return to pre-existing conscious level
S020XXA	80026	Fracture of vault of skull, initial encounter for closed fracture	Closed fracture of vault of skull with subarachnoid, subdural, and extradural hemorrhage, with loss of consciousness of unspecified duration
S064X9A	80026	Epidural hemorrhage with loss of consciousness of unspecified duration, initial encounter	Closed fracture of vault of skull with subarachnoid, subdural, and extradural hemorrhage, with loss of consciousness of unspecified duration
S065X9A	80026	Traumatic subdural hemorrhage with loss of consciousness of unspecified duration, initial encounter	Closed fracture of vault of skull with subarachnoid, subdural, and extradural hemorrhage, with loss of consciousness of unspecified duration
S066X9A	80026	Traumatic subarachnoid hemorrhage with loss of consciousness of unspecified duration, initial encounter	Closed fracture of vault of skull with subarachnoid, subdural, and extradural hemorrhage, with loss of consciousness of unspecified duration
S020XXA	80029	Fracture of vault of skull, initial encounter for closed fracture	Closed fracture of vault of skull with subarachnoid, subdural, and extradural hemorrhage, with concussion, unspecified
S064X0A	80029	Epidural hemorrhage without loss of consciousness, initial encounter	Closed fracture of vault of skull with subarachnoid, subdural, and extradural hemorrhage, with concussion, unspecified
S065X0A	80029	Traumatic subdural hemorrhage without loss of consciousness, initial encounter	Closed fracture of vault of skull with subarachnoid, subdural, and extradural hemorrhage, with concussion, unspecified
S066X0A	80029	Traumatic subarachnoid hemorrhage without loss of consciousness, initial encounter	Closed fracture of vault of skull with subarachnoid, subdural, and extradural hemorrhage, with concussion, unspecified
S020XXA	80030	Fracture of vault of skull, initial encounter for closed fracture	Closed fracture of vault of skull with other and unspecified intracranial hemorrhage, unspecified state of consciousness
S06360A	80030	Traumatic hemorrhage of cerebrum, unspecified, without loss of consciousness, initial encounter	Closed fracture of vault of skull with other and unspecified intracranial hemorrhage, unspecified state of consciousness
S020XXA	80031	Fracture of vault of skull, initial encounter for closed fracture	Closed fracture of vault of skull with other and unspecified intracranial hemorrhage, with no loss of consciousness
S06360A	80031	Traumatic hemorrhage of cerebrum, unspecified, without loss of consciousness, initial encounter	Closed fracture of vault of skull with other and unspecified intracranial hemorrhage, with no loss of consciousness
S020XXA	80032	Fracture of vault of skull, initial encounter for closed fracture	Closed fracture of vault of skull with other and unspecified intracranial hemorrhage, with brief [less than one hour] loss of consciousness
S06361A	80032	Traumatic hemorrhage of cerebrum, unspecified, with loss of consciousness of 30 minutes or less, initial encounter	Closed fracture of vault of skull with other and unspecified intracranial hemorrhage, with brief [less than one hour] loss of consciousness

Appendix A
Frailty markers

S06362A	80032	Traumatic hemorrhage of cerebrum, unspecified, with loss of consciousness of 31 minutes to 59 minutes, initial encounter	Closed fracture of vault of skull with other and unspecified intracranial hemorrhage, with brief [less than one hour] loss of consciousness
S020XXA	80033	Fracture of vault of skull, initial encounter for closed fracture	Closed fracture of vault of skull with other and unspecified intracranial hemorrhage, with moderate [1-24 hours] loss of consciousness
S06363A	80033	Traumatic hemorrhage of cerebrum, unspecified, with loss of consciousness of 1 hours to 5 hours 59 minutes, initial encounter	Closed fracture of vault of skull with other and unspecified intracranial hemorrhage, with moderate [1-24 hours] loss of consciousness
S06364A	80033	Traumatic hemorrhage of cerebrum, unspecified, with loss of consciousness of 6 hours to 24 hours, initial encounter	Closed fracture of vault of skull with other and unspecified intracranial hemorrhage, with moderate [1-24 hours] loss of consciousness
S020XXA	80034	Fracture of vault of skull, initial encounter for closed fracture	Closed fracture of vault of skull with other and unspecified intracranial hemorrhage, with prolonged [more than 24 hours] loss of consciousness and return to pre-existing conscious level
S06365A	80034	Traumatic hemorrhage of cerebrum, unspecified, with loss of consciousness greater than 24 hours with return to pre-existing conscious level, initial encounter	Closed fracture of vault of skull with other and unspecified intracranial hemorrhage, with prolonged [more than 24 hours] loss of consciousness and return to pre-existing conscious level
S020XXA	80035	Fracture of vault of skull, initial encounter for closed fracture	Closed fracture of vault of skull with other and unspecified intracranial hemorrhage, with prolonged [more than 24 hours] loss of consciousness, without return to pre-existing conscious level
S06366A	80035	Traumatic hemorrhage of cerebrum, unspecified, with loss of consciousness greater than 24 hours without return to pre-existing conscious level with patient surviving, initial encounter	Closed fracture of vault of skull with other and unspecified intracranial hemorrhage, with prolonged [more than 24 hours] loss of consciousness, without return to pre-existing conscious level
S06367A	80035	Traumatic hemorrhage of cerebrum, unspecified, with loss of consciousness of any duration with death due to brain injury prior to regaining consciousness, initial encounter	Closed fracture of vault of skull with other and unspecified intracranial hemorrhage, with prolonged [more than 24 hours] loss of consciousness, without return to pre-existing conscious level
S06368A	80035	Traumatic hemorrhage of cerebrum, unspecified, with loss of consciousness of any duration with death due to other cause prior to regaining consciousness, initial encounter	Closed fracture of vault of skull with other and unspecified intracranial hemorrhage, with prolonged [more than 24 hours] loss of consciousness, without return to pre-existing conscious level
S020XXA	80036	Fracture of vault of skull, initial encounter for closed fracture	Closed fracture of vault of skull with other and unspecified intracranial hemorrhage, with loss of consciousness of unspecified duration
S06369A	80036	Traumatic hemorrhage of cerebrum, unspecified, with loss of consciousness of unspecified duration, initial encounter	Closed fracture of vault of skull with other and unspecified intracranial hemorrhage, with loss of consciousness of unspecified duration
S020XXA	80039	Fracture of vault of skull, initial encounter for closed fracture	Closed fracture of vault of skull with other and unspecified intracranial hemorrhage, with concussion, unspecified
S06360A	80039	Traumatic hemorrhage of cerebrum, unspecified, without loss of consciousness, initial encounter	Closed fracture of vault of skull with other and unspecified intracranial hemorrhage, with concussion, unspecified
S020XXA	80040	Fracture of vault of skull, initial encounter for closed fracture	Closed fracture of vault of skull with intracranial injury of other and unspecified nature, unspecified state of consciousness
S06890A	80040	Other specified intracranial injury without loss of consciousness, initial encounter	Closed fracture of vault of skull with intracranial injury of other and unspecified nature, unspecified state of consciousness
S069X0A	80040	Unspecified intracranial injury without loss of consciousness, initial encounter	Closed fracture of vault of skull with intracranial injury of other and unspecified nature, unspecified state of consciousness
S020XXA	80041	Fracture of vault of skull, initial encounter for closed fracture	Closed fracture of vault of skull with intracranial injury of other and unspecified nature, with no loss of consciousness
S06890A	80041	Other specified intracranial injury without loss of consciousness, initial encounter	Closed fracture of vault of skull with intracranial injury of other and unspecified nature, with no loss of consciousness
S069X0A	80041	Unspecified intracranial injury without loss of consciousness, initial encounter	Closed fracture of vault of skull with intracranial injury of other and unspecified nature, with no loss of consciousness

Appendix A
Frailty markers

S020XXA	80042	Fracture of vault of skull, initial encounter for closed fracture	Closed fracture of vault of skull with intracranial injury of other and unspecified nature, with brief [less than one hour] loss of consciousness
S06891A	80042	Other specified intracranial injury with loss of consciousness of 30 minutes or less, initial encounter	Closed fracture of vault of skull with intracranial injury of other and unspecified nature, with brief [less than one hour] loss of consciousness
S06892A	80042	Other specified intracranial injury with loss of consciousness of 31 minutes to 59 minutes, initial encounter	Closed fracture of vault of skull with intracranial injury of other and unspecified nature, with brief [less than one hour] loss of consciousness
S069X1A	80042	Unspecified intracranial injury with loss of consciousness of 30 minutes or less, initial encounter	Closed fracture of vault of skull with intracranial injury of other and unspecified nature, with brief [less than one hour] loss of consciousness
S069X2A	80042	Unspecified intracranial injury with loss of consciousness of 31 minutes to 59 minutes, initial encounter	Closed fracture of vault of skull with intracranial injury of other and unspecified nature, with brief [less than one hour] loss of consciousness
S020XXA	80043	Fracture of vault of skull, initial encounter for closed fracture	Closed fracture of vault of skull with intracranial injury of other and unspecified nature, with moderate [1-24 hours] loss of consciousness
S06893A	80043	Other specified intracranial injury with loss of consciousness of 1 hour to 5 hours 59 minutes, initial encounter	Closed fracture of vault of skull with intracranial injury of other and unspecified nature, with moderate [1-24 hours] loss of consciousness
S06894A	80043	Other specified intracranial injury with loss of consciousness of 6 hours to 24 hours, initial encounter	Closed fracture of vault of skull with intracranial injury of other and unspecified nature, with moderate [1-24 hours] loss of consciousness
S069X3A	80043	Unspecified intracranial injury with loss of consciousness of 1 hour to 5 hours 59 minutes, initial encounter	Closed fracture of vault of skull with intracranial injury of other and unspecified nature, with moderate [1-24 hours] loss of consciousness
S069X4A	80043	Unspecified intracranial injury with loss of consciousness of 6 hours to 24 hours, initial encounter	Closed fracture of vault of skull with intracranial injury of other and unspecified nature, with moderate [1-24 hours] loss of consciousness
S020XXA	80044	Fracture of vault of skull, initial encounter for closed fracture	Closed fracture of vault of skull with intracranial injury of other and unspecified nature, with prolonged [more than 24 hours] loss of consciousness and return to pre-existing conscious level
S06895A	80044	Other specified intracranial injury with loss of consciousness greater than 24 hours with return to pre-existing conscious level, initial encounter	Closed fracture of vault of skull with intracranial injury of other and unspecified nature, with prolonged [more than 24 hours] loss of consciousness and return to pre-existing conscious level
S069X5A	80044	Unspecified intracranial injury with loss of consciousness greater than 24 hours with return to pre-existing conscious level, initial encounter	Closed fracture of vault of skull with intracranial injury of other and unspecified nature, with prolonged [more than 24 hours] loss of consciousness and return to pre-existing conscious level
S020XXA	80045	Fracture of vault of skull, initial encounter for closed fracture	Closed fracture of vault of skull with intracranial injury of other and unspecified nature, with prolonged [more than 24 hours] loss of consciousness, without return to pre-existing conscious level
S06896A	80045	Other specified intracranial injury with loss of consciousness greater than 24 hours without return to pre-existing conscious level with patient surviving, initial encounter	Closed fracture of vault of skull with intracranial injury of other and unspecified nature, with prolonged [more than 24 hours] loss of consciousness, without return to pre-existing conscious level
S06897A	80045	Other specified intracranial injury with loss of consciousness of any duration with death due to brain injury prior to regaining consciousness, initial encounter	Closed fracture of vault of skull with intracranial injury of other and unspecified nature, with prolonged [more than 24 hours] loss of consciousness, without return to pre-existing conscious level
S06898A	80045	Other specified intracranial injury with loss of consciousness of any duration with death due to other cause prior to regaining consciousness, initial encounter	Closed fracture of vault of skull with intracranial injury of other and unspecified nature, with prolonged [more than 24 hours] loss of consciousness, without return to pre-existing conscious level
S069X6A	80045	Unspecified intracranial injury with loss of consciousness greater than 24 hours without return to pre-existing conscious level with patient surviving, initial encounter	Closed fracture of vault of skull with intracranial injury of other and unspecified nature, with prolonged [more than 24 hours] loss of consciousness, without return to pre-existing conscious level

Appendix A
Frailty markers

S069X7A	80045	Unspecified intracranial injury with loss of consciousness of any duration with death due to brain injury prior to regaining consciousness, initial encounter	Closed fracture of vault of skull with intracranial injury of other and unspecified nature, with prolonged [more than 24 hours] loss of consciousness, without return to pre-existing conscious level
S069X8A	80045	Unspecified intracranial injury with loss of consciousness of any duration with death due to other cause prior to regaining consciousness, initial encounter	Closed fracture of vault of skull with intracranial injury of other and unspecified nature, with prolonged [more than 24 hours] loss of consciousness, without return to pre-existing conscious level
S020XXA	80046	Fracture of vault of skull, initial encounter for closed fracture	Closed fracture of vault of skull with intracranial injury of other and unspecified nature, with loss of consciousness of unspecified duration
S06899A	80046	Other specified intracranial injury with loss of consciousness of unspecified duration, initial encounter	Closed fracture of vault of skull with intracranial injury of other and unspecified nature, with loss of consciousness of unspecified duration
S069X9A	80046	Unspecified intracranial injury with loss of consciousness of unspecified duration, initial encounter	Closed fracture of vault of skull with intracranial injury of other and unspecified nature, with loss of consciousness of unspecified duration
S020XXA	80049	Fracture of vault of skull, initial encounter for closed fracture	Closed fracture of vault of skull with intracranial injury of other and unspecified nature, with concussion, unspecified
S06890A	80049	Other specified intracranial injury without loss of consciousness, initial encounter	Closed fracture of vault of skull with intracranial injury of other and unspecified nature, with concussion, unspecified
S069X0A	80049	Unspecified intracranial injury without loss of consciousness, initial encounter	Closed fracture of vault of skull with intracranial injury of other and unspecified nature, with concussion, unspecified
S020XXB	80051	Fracture of vault of skull, initial encounter for open fracture	Open fracture of vault of skull without mention of intracranial injury, with no loss of consciousness
S020XXB	80052	Fracture of vault of skull, initial encounter for open fracture	Open fracture of vault of skull without mention of intracranial injury, with brief [less than one hour] loss of consciousness
S020XXB	80053	Fracture of vault of skull, initial encounter for open fracture	Open fracture of vault of skull without mention of intracranial injury, with moderate [1-24 hours] loss of consciousness
S020XXB	80054	Fracture of vault of skull, initial encounter for open fracture	Open fracture of vault of skull without mention of intracranial injury, with prolonged [more than 24 hours] loss of consciousness and return to pre-existing conscious level
S020XXB	80055	Fracture of vault of skull, initial encounter for open fracture	Open fracture of vault of skull without mention of intracranial injury, with prolonged [more than 24 hours] loss of consciousness, without return to pre-existing conscious level
S020XXB	80056	Fracture of vault of skull, initial encounter for open fracture	Open fracture of vault of skull without mention of intracranial injury, with loss of consciousness of unspecified duration
S020XXB	80059	Fracture of vault of skull, initial encounter for open fracture	Open fracture of vault of skull without mention of intracranial injury, with concussion, unspecified
S020XXB	80060	Fracture of vault of skull, initial encounter for open fracture	Open fracture of vault of skull with cerebral laceration and contusion, unspecified state of consciousness
S06330A	80060	Contusion and laceration of cerebrum, unspecified, without loss of consciousness, initial encounter	Open fracture of vault of skull with cerebral laceration and contusion, unspecified state of consciousness
S020XXB	80061	Fracture of vault of skull, initial encounter for open fracture	Open fracture of vault of skull with cerebral laceration and contusion, with no loss of consciousness
S06330A	80061	Contusion and laceration of cerebrum, unspecified, without loss of consciousness, initial encounter	Open fracture of vault of skull with cerebral laceration and contusion, with no loss of consciousness
S020XXB	80062	Fracture of vault of skull, initial encounter for open fracture	Open fracture of vault of skull with cerebral laceration and contusion, with brief [less than one hour] loss of consciousness
S06331A	80062	Contusion and laceration of cerebrum, unspecified, with loss of consciousness of 30 minutes or less, initial encounter	Open fracture of vault of skull with cerebral laceration and contusion, with brief [less than one hour] loss of consciousness
S06332A	80062	Contusion and laceration of cerebrum, unspecified, with loss of consciousness of 31 minutes to 59 minutes, initial encounter	Open fracture of vault of skull with cerebral laceration and contusion, with brief [less than one hour] loss of consciousness

Appendix A
Frailty markers

S020XXB	80063	Fracture of vault of skull, initial encounter for open fracture	Open fracture of vault of skull with cerebral laceration and contusion, with moderate [1-24 hours] loss of consciousness
S06333A	80063	Contusion and laceration of cerebrum, unspecified, with loss of consciousness of 1 hour to 5 hours 59 minutes, initial encounter	Open fracture of vault of skull with cerebral laceration and contusion, with moderate [1-24 hours] loss of consciousness
S06334A	80063	Contusion and laceration of cerebrum, unspecified, with loss of consciousness of 6 hours to 24 hours, initial encounter	Open fracture of vault of skull with cerebral laceration and contusion, with moderate [1-24 hours] loss of consciousness
S020XXB	80064	Fracture of vault of skull, initial encounter for open fracture	Open fracture of vault of skull with cerebral laceration and contusion, with prolonged [more than 24 hours] loss of consciousness and return to pre-existing conscious level
S06335A	80064	Contusion and laceration of cerebrum, unspecified, with loss of consciousness greater than 24 hours with return to pre-existing conscious level, initial encounter	Open fracture of vault of skull with cerebral laceration and contusion, with prolonged [more than 24 hours] loss of consciousness and return to pre-existing conscious level
S020XXB	80065	Fracture of vault of skull, initial encounter for open fracture	Open fracture of vault of skull with cerebral laceration and contusion, with prolonged [more than 24 hours] loss of consciousness, without return to pre-existing conscious level
S06336A	80065	Contusion and laceration of cerebrum, unspecified, with loss of consciousness greater than 24 hours without return to pre-existing conscious level with patient surviving, initial encounter	Open fracture of vault of skull with cerebral laceration and contusion, with prolonged [more than 24 hours] loss of consciousness, without return to pre-existing conscious level
S06337A	80065	Contusion and laceration of cerebrum, unspecified, with loss of consciousness of any duration with death due to brain injury prior to regaining consciousness, initial encounter	Open fracture of vault of skull with cerebral laceration and contusion, with prolonged [more than 24 hours] loss of consciousness, without return to pre-existing conscious level
S06338A	80065	Contusion and laceration of cerebrum, unspecified, with loss of consciousness of any duration with death due to other cause prior to regaining consciousness, initial encounter	Open fracture of vault of skull with cerebral laceration and contusion, with prolonged [more than 24 hours] loss of consciousness, without return to pre-existing conscious level
S020XXB	80066	Fracture of vault of skull, initial encounter for open fracture	Open fracture of vault of skull with cerebral laceration and contusion, with loss of consciousness of unspecified duration
S06339A	80066	Contusion and laceration of cerebrum, unspecified, with loss of consciousness of unspecified duration, initial encounter	Open fracture of vault of skull with cerebral laceration and contusion, with loss of consciousness of unspecified duration
S020XXB	80069	Fracture of vault of skull, initial encounter for open fracture	Open fracture of vault of skull with cerebral laceration and contusion, with concussion, unspecified
S06330A	80069	Contusion and laceration of cerebrum, unspecified, without loss of consciousness, initial encounter	Open fracture of vault of skull with cerebral laceration and contusion, with concussion, unspecified
S020XXB	80070	Fracture of vault of skull, initial encounter for open fracture	Open fracture of vault of skull with subarachnoid, subdural, and extradural hemorrhage, unspecified state of consciousness
S064X0A	80070	Epidural hemorrhage without loss of consciousness, initial encounter	Open fracture of vault of skull with subarachnoid, subdural, and extradural hemorrhage, unspecified state of consciousness
S065X0A	80070	Traumatic subdural hemorrhage without loss of consciousness, initial encounter	Open fracture of vault of skull with subarachnoid, subdural, and extradural hemorrhage, unspecified state of consciousness
S066X0A	80070	Traumatic subarachnoid hemorrhage without loss of consciousness, initial encounter	Open fracture of vault of skull with subarachnoid, subdural, and extradural hemorrhage, unspecified state of consciousness
S020XXB	80071	Fracture of vault of skull, initial encounter for open fracture	Open fracture of vault of skull with subarachnoid, subdural, and extradural hemorrhage, with no loss of consciousness
S064X0A	80071	Epidural hemorrhage without loss of consciousness, initial encounter	Open fracture of vault of skull with subarachnoid, subdural, and extradural hemorrhage, with no loss of consciousness
S065X0A	80071	Traumatic subdural hemorrhage without loss of consciousness, initial encounter	Open fracture of vault of skull with subarachnoid, subdural, and extradural hemorrhage, with no loss of consciousness
S066X0A	80071	Traumatic subarachnoid hemorrhage without loss of consciousness, initial encounter	Open fracture of vault of skull with subarachnoid, subdural, and extradural hemorrhage, with no loss of consciousness
S020XXB	80072	Fracture of vault of skull, initial encounter for open fracture	Open fracture of vault of skull with subarachnoid, subdural, and extradural hemorrhage, with brief [less than one hour] loss of consciousness

Appendix A
Frailty markers

S064X1A	80072	Epidural hemorrhage with loss of consciousness of 30 minutes or less, initial encounter	Open fracture of vault of skull with subarachnoid, subdural, and extradural hemorrhage, with brief [less than one hour] loss of consciousness
S064X2A	80072	Epidural hemorrhage with loss of consciousness of 31 minutes to 59 minutes, initial encounter	Open fracture of vault of skull with subarachnoid, subdural, and extradural hemorrhage, with brief [less than one hour] loss of consciousness
S065X1A	80072	Traumatic subdural hemorrhage with loss of consciousness of 30 minutes or less, initial encounter	Open fracture of vault of skull with subarachnoid, subdural, and extradural hemorrhage, with brief [less than one hour] loss of consciousness
S065X2A	80072	Traumatic subdural hemorrhage with loss of consciousness of 31 minutes to 59 minutes, initial encounter	Open fracture of vault of skull with subarachnoid, subdural, and extradural hemorrhage, with brief [less than one hour] loss of consciousness
S066X1A	80072	Traumatic subarachnoid hemorrhage with loss of consciousness of 30 minutes or less, initial encounter	Open fracture of vault of skull with subarachnoid, subdural, and extradural hemorrhage, with brief [less than one hour] loss of consciousness
S066X2A	80072	Traumatic subarachnoid hemorrhage with loss of consciousness of 31 minutes to 59 minutes, initial encounter	Open fracture of vault of skull with subarachnoid, subdural, and extradural hemorrhage, with brief [less than one hour] loss of consciousness
S020XXB	80073	Fracture of vault of skull, initial encounter for open fracture	Open fracture of vault of skull with subarachnoid, subdural, and extradural hemorrhage, with moderate [1-24 hours] loss of consciousness
S064X3A	80073	Epidural hemorrhage with loss of consciousness of 1 hour to 5 hours 59 minutes, initial encounter	Open fracture of vault of skull with subarachnoid, subdural, and extradural hemorrhage, with moderate [1-24 hours] loss of consciousness
S064X4A	80073	Epidural hemorrhage with loss of consciousness of 6 hours to 24 hours, initial encounter	Open fracture of vault of skull with subarachnoid, subdural, and extradural hemorrhage, with moderate [1-24 hours] loss of consciousness
S065X3A	80073	Traumatic subdural hemorrhage with loss of consciousness of 1 hour to 5 hours 59 minutes, initial encounter	Open fracture of vault of skull with subarachnoid, subdural, and extradural hemorrhage, with moderate [1-24 hours] loss of consciousness
S065X4A	80073	Traumatic subdural hemorrhage with loss of consciousness of 6 hours to 24 hours, initial encounter	Open fracture of vault of skull with subarachnoid, subdural, and extradural hemorrhage, with moderate [1-24 hours] loss of consciousness
S066X3A	80073	Traumatic subarachnoid hemorrhage with loss of consciousness of 1 hour to 5 hours 59 minutes, initial encounter	Open fracture of vault of skull with subarachnoid, subdural, and extradural hemorrhage, with moderate [1-24 hours] loss of consciousness
S066X4A	80073	Traumatic subarachnoid hemorrhage with loss of consciousness of 6 hours to 24 hours, initial encounter	Open fracture of vault of skull with subarachnoid, subdural, and extradural hemorrhage, with moderate [1-24 hours] loss of consciousness
S020XXB	80074	Fracture of vault of skull, initial encounter for open fracture	Open fracture of vault of skull with subarachnoid, subdural, and extradural hemorrhage, with prolonged [more than 24 hours] loss of consciousness and return to pre-existing conscious level
S064X5A	80074	Epidural hemorrhage with loss of consciousness greater than 24 hours with return to pre-existing conscious level, initial encounter	Open fracture of vault of skull with subarachnoid, subdural, and extradural hemorrhage, with prolonged [more than 24 hours] loss of consciousness and return to pre-existing conscious level
S065X5A	80074	Traumatic subdural hemorrhage with loss of consciousness greater than 24 hours with return to pre-existing conscious level, initial encounter	Open fracture of vault of skull with subarachnoid, subdural, and extradural hemorrhage, with prolonged [more than 24 hours] loss of consciousness and return to pre-existing conscious level
S066X5A	80074	Traumatic subarachnoid hemorrhage with loss of consciousness greater than 24 hours with return to pre-existing conscious level, initial encounter	Open fracture of vault of skull with subarachnoid, subdural, and extradural hemorrhage, with prolonged [more than 24 hours] loss of consciousness and return to pre-existing conscious level
S020XXB	80075	Fracture of vault of skull, initial encounter for open fracture	Open fracture of vault of skull with subarachnoid, subdural, and extradural hemorrhage, with prolonged [more than 24 hours] loss of consciousness, without return to pre-existing conscious level

Appendix A
Frailty markers

S064X6A	80075	Epidural hemorrhage with loss of consciousness greater than 24 hours without return to pre-existing conscious level with patient surviving, initial encounter	Open fracture of vault of skull with subarachnoid, subdural, and extradural hemorrhage, with prolonged [more than 24 hours] loss of consciousness, without return to pre-existing conscious level
S064X7A	80075	Epidural hemorrhage with loss of consciousness of any duration with death due to brain injury prior to regaining consciousness, initial encounter	Open fracture of vault of skull with subarachnoid, subdural, and extradural hemorrhage, with prolonged [more than 24 hours] loss of consciousness, without return to pre-existing conscious level
S064X8A	80075	Epidural hemorrhage with loss of consciousness of any duration with death due to other causes prior to regaining consciousness, initial encounter	Open fracture of vault of skull with subarachnoid, subdural, and extradural hemorrhage, with prolonged [more than 24 hours] loss of consciousness, without return to pre-existing conscious level
S065X6A	80075	Traumatic subdural hemorrhage with loss of consciousness greater than 24 hours without return to pre-existing conscious level with patient surviving, initial encounter	Open fracture of vault of skull with subarachnoid, subdural, and extradural hemorrhage, with prolonged [more than 24 hours] loss of consciousness, without return to pre-existing conscious level
S065X7A	80075	Traumatic subdural hemorrhage with loss of consciousness of any duration with death due to brain injury before regaining consciousness, initial encounter	Open fracture of vault of skull with subarachnoid, subdural, and extradural hemorrhage, with prolonged [more than 24 hours] loss of consciousness, without return to pre-existing conscious level
S065X8A	80075	Traumatic subdural hemorrhage with loss of consciousness of any duration with death due to other cause before regaining consciousness, initial encounter	Open fracture of vault of skull with subarachnoid, subdural, and extradural hemorrhage, with prolonged [more than 24 hours] loss of consciousness, without return to pre-existing conscious level
S066X6A	80075	Traumatic subarachnoid hemorrhage with loss of consciousness greater than 24 hours without return to pre-existing conscious level with patient surviving, initial encounter	Open fracture of vault of skull with subarachnoid, subdural, and extradural hemorrhage, with prolonged [more than 24 hours] loss of consciousness, without return to pre-existing conscious level
S066X7A	80075	Traumatic subarachnoid hemorrhage with loss of consciousness of any duration with death due to brain injury prior to regaining consciousness, initial encounter	Open fracture of vault of skull with subarachnoid, subdural, and extradural hemorrhage, with prolonged [more than 24 hours] loss of consciousness, without return to pre-existing conscious level
S066X8A	80075	Traumatic subarachnoid hemorrhage with loss of consciousness of any duration with death due to other cause prior to regaining consciousness, initial encounter	Open fracture of vault of skull with subarachnoid, subdural, and extradural hemorrhage, with prolonged [more than 24 hours] loss of consciousness, without return to pre-existing conscious level
S020XXB	80076	Fracture of vault of skull, initial encounter for open fracture	Open fracture of vault of skull with subarachnoid, subdural, and extradural hemorrhage, with loss of consciousness of unspecified duration
S064X9A	80076	Epidural hemorrhage with loss of consciousness of unspecified duration, initial encounter	Open fracture of vault of skull with subarachnoid, subdural, and extradural hemorrhage, with loss of consciousness of unspecified duration
S065X9A	80076	Traumatic subdural hemorrhage with loss of consciousness of unspecified duration, initial encounter	Open fracture of vault of skull with subarachnoid, subdural, and extradural hemorrhage, with loss of consciousness of unspecified duration
S066X9A	80076	Traumatic subarachnoid hemorrhage with loss of consciousness of unspecified duration, initial encounter	Open fracture of vault of skull with subarachnoid, subdural, and extradural hemorrhage, with loss of consciousness of unspecified duration
S020XXB	80079	Fracture of vault of skull, initial encounter for open fracture	Open fracture of vault of skull with subarachnoid, subdural, and extradural hemorrhage, with concussion, unspecified
S064X0A	80079	Epidural hemorrhage without loss of consciousness, initial encounter	Open fracture of vault of skull with subarachnoid, subdural, and extradural hemorrhage, with concussion, unspecified
S065X0A	80079	Traumatic subdural hemorrhage without loss of consciousness, initial encounter	Open fracture of vault of skull with subarachnoid, subdural, and extradural hemorrhage, with concussion, unspecified
S066X0A	80079	Traumatic subarachnoid hemorrhage without loss of consciousness, initial encounter	Open fracture of vault of skull with subarachnoid, subdural, and extradural hemorrhage, with concussion, unspecified
S020XXB	80080	Fracture of vault of skull, initial encounter for open fracture	Open fracture of vault of skull with other and unspecified intracranial hemorrhage, unspecified state of consciousness
S06360A	80080	Traumatic hemorrhage of cerebrum, unspecified, without loss of consciousness, initial encounter	Open fracture of vault of skull with other and unspecified intracranial hemorrhage, unspecified state of consciousness
S020XXB	80081	Fracture of vault of skull, initial encounter for open fracture	Open fracture of vault of skull with other and unspecified intracranial hemorrhage, with no loss of consciousness

Appendix A
Frailty markers

S06360A	80081	Traumatic hemorrhage of cerebrum, unspecified, without loss of consciousness, initial encounter	Open fracture of vault of skull with other and unspecified intracranial hemorrhage, with no loss of consciousness
S020XXB	80082	Fracture of vault of skull, initial encounter for open fracture	Open fracture of vault of skull with other and unspecified intracranial hemorrhage, with brief [less than one hour] loss of consciousness
S06361A	80082	Traumatic hemorrhage of cerebrum, unspecified, with loss of consciousness of 30 minutes or less, initial encounter	Open fracture of vault of skull with other and unspecified intracranial hemorrhage, with brief [less than one hour] loss of consciousness
S06362A	80082	Traumatic hemorrhage of cerebrum, unspecified, with loss of consciousness of 31 minutes to 59 minutes, initial encounter	Open fracture of vault of skull with other and unspecified intracranial hemorrhage, with brief [less than one hour] loss of consciousness
S020XXB	80083	Fracture of vault of skull, initial encounter for open fracture	Open fracture of vault of skull with other and unspecified intracranial hemorrhage, with moderate [1-24 hours] loss of consciousness
S06363A	80083	Traumatic hemorrhage of cerebrum, unspecified, with loss of consciousness of 1 hours to 5 hours 59 minutes, initial encounter	Open fracture of vault of skull with other and unspecified intracranial hemorrhage, with moderate [1-24 hours] loss of consciousness
S06364A	80083	Traumatic hemorrhage of cerebrum, unspecified, with loss of consciousness of 6 hours to 24 hours, initial encounter	Open fracture of vault of skull with other and unspecified intracranial hemorrhage, with moderate [1-24 hours] loss of consciousness
S020XXB	80084	Fracture of vault of skull, initial encounter for open fracture	Open fracture of vault of skull with other and unspecified intracranial hemorrhage, with prolonged [more than 24 hours] loss of consciousness and return to pre-existing conscious level
S06365A	80084	Traumatic hemorrhage of cerebrum, unspecified, with loss of consciousness greater than 24 hours with return to pre-existing conscious level, initial encounter	Open fracture of vault of skull with other and unspecified intracranial hemorrhage, with prolonged [more than 24 hours] loss of consciousness and return to pre-existing conscious level
S020XXB	80085	Fracture of vault of skull, initial encounter for open fracture	Open fracture of vault of skull with other and unspecified intracranial hemorrhage, with prolonged [more than 24 hours] loss of consciousness, without return to pre-existing conscious level
S06366A	80085	Traumatic hemorrhage of cerebrum, unspecified, with loss of consciousness greater than 24 hours without return to pre-existing conscious level with patient surviving, initial encounter	Open fracture of vault of skull with other and unspecified intracranial hemorrhage, with prolonged [more than 24 hours] loss of consciousness, without return to pre-existing conscious level
S06367A	80085	Traumatic hemorrhage of cerebrum, unspecified, with loss of consciousness of any duration with death due to brain injury prior to regaining consciousness, initial encounter	Open fracture of vault of skull with other and unspecified intracranial hemorrhage, with prolonged [more than 24 hours] loss of consciousness, without return to pre-existing conscious level
S06368A	80085	Traumatic hemorrhage of cerebrum, unspecified, with loss of consciousness of any duration with death due to other cause prior to regaining consciousness, initial encounter	Open fracture of vault of skull with other and unspecified intracranial hemorrhage, with prolonged [more than 24 hours] loss of consciousness, without return to pre-existing conscious level
S020XXB	80086	Fracture of vault of skull, initial encounter for open fracture	Open fracture of vault of skull with other and unspecified intracranial hemorrhage, with loss of consciousness of unspecified duration
S06369A	80086	Traumatic hemorrhage of cerebrum, unspecified, with loss of consciousness of unspecified duration, initial encounter	Open fracture of vault of skull with other and unspecified intracranial hemorrhage, with loss of consciousness of unspecified duration
S020XXB	80089	Fracture of vault of skull, initial encounter for open fracture	Open fracture of vault of skull with other and unspecified intracranial hemorrhage, with concussion, unspecified
S06360A	80089	Traumatic hemorrhage of cerebrum, unspecified, without loss of consciousness, initial encounter	Open fracture of vault of skull with other and unspecified intracranial hemorrhage, with concussion, unspecified
S020XXB	80090	Fracture of vault of skull, initial encounter for open fracture	Open fracture of vault of skull with intracranial injury of other and unspecified nature, unspecified state of consciousness
S06890A	80090	Other specified intracranial injury without loss of consciousness, initial encounter	Open fracture of vault of skull with intracranial injury of other and unspecified nature, unspecified state of consciousness

Appendix A
Frailty markers

S069X0A	80090	Unspecified intracranial injury without loss of consciousness, initial encounter	Open fracture of vault of skull with intracranial injury of other and unspecified nature, unspecified state of consciousness
S020XXB	80091	Fracture of vault of skull, initial encounter for open fracture	Open fracture of vault of skull with intracranial injury of other and unspecified nature, with no loss of consciousness
S06890A	80091	Other specified intracranial injury without loss of consciousness, initial encounter	Open fracture of vault of skull with intracranial injury of other and unspecified nature, with no loss of consciousness
S069X0A	80091	Unspecified intracranial injury without loss of consciousness, initial encounter	Open fracture of vault of skull with intracranial injury of other and unspecified nature, with no loss of consciousness
S020XXB	80092	Fracture of vault of skull, initial encounter for open fracture	Open fracture of vault of skull with intracranial injury of other and unspecified nature, with brief [less than one hour] loss of consciousness
S06891A	80092	Other specified intracranial injury with loss of consciousness of 30 minutes or less, initial encounter	Open fracture of vault of skull with intracranial injury of other and unspecified nature, with brief [less than one hour] loss of consciousness
S06892A	80092	Other specified intracranial injury with loss of consciousness of 31 minutes to 59 minutes, initial encounter	Open fracture of vault of skull with intracranial injury of other and unspecified nature, with brief [less than one hour] loss of consciousness
S069X1A	80092	Unspecified intracranial injury with loss of consciousness of 30 minutes or less, initial encounter	Open fracture of vault of skull with intracranial injury of other and unspecified nature, with brief [less than one hour] loss of consciousness
S069X2A	80092	Unspecified intracranial injury with loss of consciousness of 31 minutes to 59 minutes, initial encounter	Open fracture of vault of skull with intracranial injury of other and unspecified nature, with brief [less than one hour] loss of consciousness
S020XXB	80093	Fracture of vault of skull, initial encounter for open fracture	Open fracture of vault of skull with intracranial injury of other and unspecified nature, with moderate [1-24 hours] loss of consciousness
S06893A	80093	Other specified intracranial injury with loss of consciousness of 1 hour to 5 hours 59 minutes, initial encounter	Open fracture of vault of skull with intracranial injury of other and unspecified nature, with moderate [1-24 hours] loss of consciousness
S06894A	80093	Other specified intracranial injury with loss of consciousness of 6 hours to 24 hours, initial encounter	Open fracture of vault of skull with intracranial injury of other and unspecified nature, with moderate [1-24 hours] loss of consciousness
S069X3A	80093	Unspecified intracranial injury with loss of consciousness of 1 hour to 5 hours 59 minutes, initial encounter	Open fracture of vault of skull with intracranial injury of other and unspecified nature, with moderate [1-24 hours] loss of consciousness
S069X4A	80093	Unspecified intracranial injury with loss of consciousness of 6 hours to 24 hours, initial encounter	Open fracture of vault of skull with intracranial injury of other and unspecified nature, with moderate [1-24 hours] loss of consciousness
S020XXB	80094	Fracture of vault of skull, initial encounter for open fracture	Open fracture of vault of skull with intracranial injury of other and unspecified nature, with prolonged [more than 24 hours] loss of consciousness and return to pre-existing conscious level
S06895A	80094	Other specified intracranial injury with loss of consciousness greater than 24 hours with return to pre-existing conscious level, initial encounter	Open fracture of vault of skull with intracranial injury of other and unspecified nature, with prolonged [more than 24 hours] loss of consciousness and return to pre-existing conscious level
S069X5A	80094	Unspecified intracranial injury with loss of consciousness greater than 24 hours with return to pre-existing conscious level, initial encounter	Open fracture of vault of skull with intracranial injury of other and unspecified nature, with prolonged [more than 24 hours] loss of consciousness and return to pre-existing conscious level
S020XXB	80095	Fracture of vault of skull, initial encounter for open fracture	Open fracture of vault of skull with intracranial injury of other and unspecified nature, with prolonged [more than 24 hours] loss of consciousness, without return to pre-existing conscious level
S06896A	80095	Other specified intracranial injury with loss of consciousness greater than 24 hours without return to pre-existing conscious level with patient surviving, initial encounter	Open fracture of vault of skull with intracranial injury of other and unspecified nature, with prolonged [more than 24 hours] loss of consciousness, without return to pre-existing conscious level

Appendix A
Frailty markers

S06897A	80095	Other specified intracranial injury with loss of consciousness of any duration with death due to brain injury prior to regaining consciousness, initial encounter	Open fracture of vault of skull with intracranial injury of other and unspecified nature, with prolonged [more than 24 hours] loss of consciousness, without return to pre-existing conscious level
S06898A	80095	Other specified intracranial injury with loss of consciousness of any duration with death due to other cause prior to regaining consciousness, initial encounter	Open fracture of vault of skull with intracranial injury of other and unspecified nature, with prolonged [more than 24 hours] loss of consciousness, without return to pre-existing conscious level
S069X6A	80095	Unspecified intracranial injury with loss of consciousness greater than 24 hours without return to pre-existing conscious level with patient surviving, initial encounter	Open fracture of vault of skull with intracranial injury of other and unspecified nature, with prolonged [more than 24 hours] loss of consciousness, without return to pre-existing conscious level
S069X7A	80095	Unspecified intracranial injury with loss of consciousness of any duration with death due to brain injury prior to regaining consciousness, initial encounter	Open fracture of vault of skull with intracranial injury of other and unspecified nature, with prolonged [more than 24 hours] loss of consciousness, without return to pre-existing conscious level
S069X8A	80095	Unspecified intracranial injury with loss of consciousness of any duration with death due to other cause prior to regaining consciousness, initial encounter	Open fracture of vault of skull with intracranial injury of other and unspecified nature, with prolonged [more than 24 hours] loss of consciousness, without return to pre-existing conscious level
S020XXB	80096	Fracture of vault of skull, initial encounter for open fracture	Open fracture of vault of skull with intracranial injury of other and unspecified nature, with loss of consciousness of unspecified duration
S06899A	80096	Other specified intracranial injury with loss of consciousness of unspecified duration, initial encounter	Open fracture of vault of skull with intracranial injury of other and unspecified nature, with loss of consciousness of unspecified duration
S069X9A	80096	Unspecified intracranial injury with loss of consciousness of unspecified duration, initial encounter	Open fracture of vault of skull with intracranial injury of other and unspecified nature, with loss of consciousness of unspecified duration
S020XXB	80099	Fracture of vault of skull, initial encounter for open fracture	Open fracture of vault of skull with intracranial injury of other and unspecified nature, with concussion, unspecified
S06890A	80099	Other specified intracranial injury without loss of consciousness, initial encounter	Open fracture of vault of skull with intracranial injury of other and unspecified nature, with concussion, unspecified
S069X0A	80099	Unspecified intracranial injury without loss of consciousness, initial encounter	Open fracture of vault of skull with intracranial injury of other and unspecified nature, with concussion, unspecified
S02110A	80100	Type I occipital condyle fracture, unspecified side, initial encounter for closed fracture	Closed fracture of base of skull without mention of intracranial injury, unspecified state of consciousness
S02111A	80100	Type II occipital condyle fracture, unspecified side, initial encounter for closed fracture	Closed fracture of base of skull without mention of intracranial injury, unspecified state of consciousness
S02112A	80100	Type III occipital condyle fracture, unspecified side, initial encounter for closed fracture	Closed fracture of base of skull without mention of intracranial injury, unspecified state of consciousness
S02113A	80100	Unspecified occipital condyle fracture, initial encounter for closed fracture	Closed fracture of base of skull without mention of intracranial injury, unspecified state of consciousness
S02118A	80100	Other fracture of occiput, unspecified side, initial encounter for closed fracture	Closed fracture of base of skull without mention of intracranial injury, unspecified state of consciousness
S02119A	80100	Unspecified fracture of occiput, initial encounter for closed fracture	Closed fracture of base of skull without mention of intracranial injury, unspecified state of consciousness
S0211AA	80100	Type I occipital condyle fracture, right side, initial encounter for closed fracture	Closed fracture of base of skull without mention of intracranial injury, unspecified state of consciousness
S0211BA	80100	Type I occipital condyle fracture, left side, initial encounter for closed fracture	Closed fracture of base of skull without mention of intracranial injury, unspecified state of consciousness
S0211CA	80100	Type II occipital condyle fracture, right side, initial encounter for closed fracture	Closed fracture of base of skull without mention of intracranial injury, unspecified state of consciousness
S0211DA	80100	Type II occipital condyle fracture, left side, initial encounter for closed fracture	Closed fracture of base of skull without mention of intracranial injury, unspecified state of consciousness
S0211EA	80100	Type III occipital condyle fracture, right side, initial encounter for closed fracture	Closed fracture of base of skull without mention of intracranial injury, unspecified state of consciousness
S0211FA	80100	Type III occipital condyle fracture, left side, initial encounter for closed fracture	Closed fracture of base of skull without mention of intracranial injury, unspecified state of consciousness
S0211GA	80100	Other fracture of occiput, right side, initial encounter for closed fracture	Closed fracture of base of skull without mention of intracranial injury, unspecified state of consciousness

Appendix A
Frailty markers

S0211HA	80100	Other fracture of occiput, left side, initial encounter for closed fracture	Closed fracture of base of skull without mention of intracranial injury, unspecified state of consciousness
S0219XA	80100	Other fracture of base of skull, initial encounter for closed fracture	Closed fracture of base of skull without mention of intracranial injury, unspecified state of consciousness
S02101A	80101	Fracture of base of skull, right side, initial encounter for closed fracture	Closed fracture of base of skull without mention of intracranial injury, with no loss of consciousness
S02102A	80101	Fracture of base of skull, left side, initial encounter for closed fracture	Closed fracture of base of skull without mention of intracranial injury, with no loss of consciousness
S02109A	80101	Fracture of base of skull, unspecified side, initial encounter for closed fracture	Closed fracture of base of skull without mention of intracranial injury, with no loss of consciousness
S02101A	80102	Fracture of base of skull, right side, initial encounter for closed fracture	Closed fracture of base of skull without mention of intracranial injury, with brief [less than one hour] loss of consciousness
S02102A	80102	Fracture of base of skull, left side, initial encounter for closed fracture	Closed fracture of base of skull without mention of intracranial injury, with brief [less than one hour] loss of consciousness
S02109A	80102	Fracture of base of skull, unspecified side, initial encounter for closed fracture	Closed fracture of base of skull without mention of intracranial injury, with brief [less than one hour] loss of consciousness
S02101A	80103	Fracture of base of skull, right side, initial encounter for closed fracture	Closed fracture of base of skull without mention of intracranial injury, with moderate [1-24 hours] loss of consciousness
S02102A	80103	Fracture of base of skull, left side, initial encounter for closed fracture	Closed fracture of base of skull without mention of intracranial injury, with moderate [1-24 hours] loss of consciousness
S02109A	80103	Fracture of base of skull, unspecified side, initial encounter for closed fracture	Closed fracture of base of skull without mention of intracranial injury, with moderate [1-24 hours] loss of consciousness
S02101A	80104	Fracture of base of skull, right side, initial encounter for closed fracture	Closed fracture of base of skull without mention of intracranial injury, with prolonged [more than 24 hours] loss of consciousness and return to pre-existing conscious level
S02102A	80104	Fracture of base of skull, left side, initial encounter for closed fracture	Closed fracture of base of skull without mention of intracranial injury, with prolonged [more than 24 hours] loss of consciousness and return to pre-existing conscious level
S02109A	80104	Fracture of base of skull, unspecified side, initial encounter for closed fracture	Closed fracture of base of skull without mention of intracranial injury, with prolonged [more than 24 hours] loss of consciousness and return to pre-existing conscious level
S02101A	80105	Fracture of base of skull, right side, initial encounter for closed fracture	Closed fracture of base of skull without mention of intracranial injury, with prolonged [more than 24 hours] loss of consciousness, without return to pre-existing conscious level
S02102A	80105	Fracture of base of skull, left side, initial encounter for closed fracture	Closed fracture of base of skull without mention of intracranial injury, with prolonged [more than 24 hours] loss of consciousness, without return to pre-existing conscious level
S02109A	80105	Fracture of base of skull, unspecified side, initial encounter for closed fracture	Closed fracture of base of skull without mention of intracranial injury, with prolonged [more than 24 hours] loss of consciousness, without return to pre-existing conscious level
S02101A	80106	Fracture of base of skull, right side, initial encounter for closed fracture	Closed fracture of base of skull without mention of intracranial injury, with loss of consciousness of unspecified duration
S02102A	80106	Fracture of base of skull, left side, initial encounter for closed fracture	Closed fracture of base of skull without mention of intracranial injury, with loss of consciousness of unspecified duration
S02109A	80106	Fracture of base of skull, unspecified side, initial encounter for closed fracture	Closed fracture of base of skull without mention of intracranial injury, with loss of consciousness of unspecified duration
S02101A	80109	Fracture of base of skull, right side, initial encounter for closed fracture	Closed fracture of base of skull without mention of intracranial injury, with concussion, unspecified
S02102A	80109	Fracture of base of skull, left side, initial encounter for closed fracture	Closed fracture of base of skull without mention of intracranial injury, with concussion, unspecified

Appendix A
Frailty markers

S02109A	80109	Fracture of base of skull, unspecified side, initial encounter for closed fracture	Closed fracture of base of skull without mention of intracranial injury, with concussion, unspecified
S02109A	80110	Fracture of base of skull, unspecified side, initial encounter for closed fracture	Closed fracture of base of skull with cerebral laceration and contusion, unspecified state of consciousness
S06330A	80110	Contusion and laceration of cerebrum, unspecified, without loss of consciousness, initial encounter	Closed fracture of base of skull with cerebral laceration and contusion, unspecified state of consciousness
S02109A	80111	Fracture of base of skull, unspecified side, initial encounter for closed fracture	Closed fracture of base of skull with cerebral laceration and contusion, with no loss of consciousness
S06330A	80111	Contusion and laceration of cerebrum, unspecified, without loss of consciousness, initial encounter	Closed fracture of base of skull with cerebral laceration and contusion, with no loss of consciousness
S02109A	80112	Fracture of base of skull, unspecified side, initial encounter for closed fracture	Closed fracture of base of skull with cerebral laceration and contusion, with brief [less than one hour] loss of consciousness
S06331A	80112	Contusion and laceration of cerebrum, unspecified, with loss of consciousness of 30 minutes or less, initial encounter	Closed fracture of base of skull with cerebral laceration and contusion, with brief [less than one hour] loss of consciousness
S06332A	80112	Contusion and laceration of cerebrum, unspecified, with loss of consciousness of 31 minutes to 59 minutes, initial encounter	Closed fracture of base of skull with cerebral laceration and contusion, with brief [less than one hour] loss of consciousness
S02109A	80113	Fracture of base of skull, unspecified side, initial encounter for closed fracture	Closed fracture of base of skull with cerebral laceration and contusion, with moderate [1-24 hours] loss of consciousness
S06333A	80113	Contusion and laceration of cerebrum, unspecified, with loss of consciousness of 1 hour to 5 hours 59 minutes, initial encounter	Closed fracture of base of skull with cerebral laceration and contusion, with moderate [1-24 hours] loss of consciousness
S06334A	80113	Contusion and laceration of cerebrum, unspecified, with loss of consciousness of 6 hours to 24 hours, initial encounter	Closed fracture of base of skull with cerebral laceration and contusion, with moderate [1-24 hours] loss of consciousness
S02109A	80114	Fracture of base of skull, unspecified side, initial encounter for closed fracture	Closed fracture of base of skull with cerebral laceration and contusion, with prolonged [more than 24 hours] loss of consciousness and return to pre-existing conscious level
S06335A	80114	Contusion and laceration of cerebrum, unspecified, with loss of consciousness greater than 24 hours with return to pre-existing conscious level, initial encounter	Closed fracture of base of skull with cerebral laceration and contusion, with prolonged [more than 24 hours] loss of consciousness and return to pre-existing conscious level
S02109A	80115	Fracture of base of skull, unspecified side, initial encounter for closed fracture	Closed fracture of base of skull with cerebral laceration and contusion, with prolonged [more than 24 hours] loss of consciousness, without return to pre-existing conscious level
S06336A	80115	Contusion and laceration of cerebrum, unspecified, with loss of consciousness greater than 24 hours without return to pre-existing conscious level with patient surviving, initial encounter	Closed fracture of base of skull with cerebral laceration and contusion, with prolonged [more than 24 hours] loss of consciousness, without return to pre-existing conscious level
S06337A	80115	Contusion and laceration of cerebrum, unspecified, with loss of consciousness of any duration with death due to brain injury prior to regaining consciousness, initial encounter	Closed fracture of base of skull with cerebral laceration and contusion, with prolonged [more than 24 hours] loss of consciousness, without return to pre-existing conscious level
S06338A	80115	Contusion and laceration of cerebrum, unspecified, with loss of consciousness of any duration with death due to other cause prior to regaining consciousness, initial encounter	Closed fracture of base of skull with cerebral laceration and contusion, with prolonged [more than 24 hours] loss of consciousness, without return to pre-existing conscious level
S02109A	80116	Fracture of base of skull, unspecified side, initial encounter for closed fracture	Closed fracture of base of skull with cerebral laceration and contusion, with loss of consciousness of unspecified duration
S06339A	80116	Contusion and laceration of cerebrum, unspecified, with loss of consciousness of unspecified duration, initial encounter	Closed fracture of base of skull with cerebral laceration and contusion, with loss of consciousness of unspecified duration
S02109A	80119	Fracture of base of skull, unspecified side, initial encounter for closed fracture	Closed fracture of base of skull with cerebral laceration and contusion, with concussion, unspecified
S06330A	80119	Contusion and laceration of cerebrum, unspecified, without loss of consciousness, initial encounter	Closed fracture of base of skull with cerebral laceration and contusion, with concussion, unspecified
S02109A	80120	Fracture of base of skull, unspecified side, initial encounter for closed fracture	Closed fracture of base of skull with subarachnoid, subdural, and extradural hemorrhage, unspecified state of consciousness

Appendix A
Frailty markers

S064X0A	80120	Epidural hemorrhage without loss of consciousness, initial encounter	Closed fracture of base of skull with subarachnoid, subdural, and extradural hemorrhage, unspecified state of consciousness
S065X0A	80120	Traumatic subdural hemorrhage without loss of consciousness, initial encounter	Closed fracture of base of skull with subarachnoid, subdural, and extradural hemorrhage, unspecified state of consciousness
S066X0A	80120	Traumatic subarachnoid hemorrhage without loss of consciousness, initial encounter	Closed fracture of base of skull with subarachnoid, subdural, and extradural hemorrhage, unspecified state of consciousness
S02109A	80121	Fracture of base of skull, unspecified side, initial encounter for closed fracture	Closed fracture of base of skull with subarachnoid, subdural, and extradural hemorrhage, with no loss of consciousness
S064X0A	80121	Epidural hemorrhage without loss of consciousness, initial encounter	Closed fracture of base of skull with subarachnoid, subdural, and extradural hemorrhage, with no loss of consciousness
S065X0A	80121	Traumatic subdural hemorrhage without loss of consciousness, initial encounter	Closed fracture of base of skull with subarachnoid, subdural, and extradural hemorrhage, with no loss of consciousness
S066X0A	80121	Traumatic subarachnoid hemorrhage without loss of consciousness, initial encounter	Closed fracture of base of skull with subarachnoid, subdural, and extradural hemorrhage, with no loss of consciousness
S02109A	80122	Fracture of base of skull, unspecified side, initial encounter for closed fracture	Closed fracture of base of skull with subarachnoid, subdural, and extradural hemorrhage, with brief [less than one hour] loss of consciousness
S064X1A	80122	Epidural hemorrhage with loss of consciousness of 30 minutes or less, initial encounter	Closed fracture of base of skull with subarachnoid, subdural, and extradural hemorrhage, with brief [less than one hour] loss of consciousness
S064X2A	80122	Epidural hemorrhage with loss of consciousness of 31 minutes to 59 minutes, initial encounter	Closed fracture of base of skull with subarachnoid, subdural, and extradural hemorrhage, with brief [less than one hour] loss of consciousness
S065X1A	80122	Traumatic subdural hemorrhage with loss of consciousness of 30 minutes or less, initial encounter	Closed fracture of base of skull with subarachnoid, subdural, and extradural hemorrhage, with brief [less than one hour] loss of consciousness
S065X2A	80122	Traumatic subdural hemorrhage with loss of consciousness of 31 minutes to 59 minutes, initial encounter	Closed fracture of base of skull with subarachnoid, subdural, and extradural hemorrhage, with brief [less than one hour] loss of consciousness
S066X1A	80122	Traumatic subarachnoid hemorrhage with loss of consciousness of 30 minutes or less, initial encounter	Closed fracture of base of skull with subarachnoid, subdural, and extradural hemorrhage, with brief [less than one hour] loss of consciousness
S066X2A	80122	Traumatic subarachnoid hemorrhage with loss of consciousness of 31 minutes to 59 minutes, initial encounter	Closed fracture of base of skull with subarachnoid, subdural, and extradural hemorrhage, with brief [less than one hour] loss of consciousness
S02109A	80123	Fracture of base of skull, unspecified side, initial encounter for closed fracture	Closed fracture of base of skull with subarachnoid, subdural, and extradural hemorrhage, with moderate [1-24 hours] loss of consciousness
S064X3A	80123	Epidural hemorrhage with loss of consciousness of 1 hour to 5 hours 59 minutes, initial encounter	Closed fracture of base of skull with subarachnoid, subdural, and extradural hemorrhage, with moderate [1-24 hours] loss of consciousness
S064X4A	80123	Epidural hemorrhage with loss of consciousness of 6 hours to 24 hours, initial encounter	Closed fracture of base of skull with subarachnoid, subdural, and extradural hemorrhage, with moderate [1-24 hours] loss of consciousness
S065X3A	80123	Traumatic subdural hemorrhage with loss of consciousness of 1 hour to 5 hours 59 minutes, initial encounter	Closed fracture of base of skull with subarachnoid, subdural, and extradural hemorrhage, with moderate [1-24 hours] loss of consciousness
S065X4A	80123	Traumatic subdural hemorrhage with loss of consciousness of 6 hours to 24 hours, initial encounter	Closed fracture of base of skull with subarachnoid, subdural, and extradural hemorrhage, with moderate [1-24 hours] loss of consciousness
S066X3A	80123	Traumatic subarachnoid hemorrhage with loss of consciousness of 1 hour to 5 hours 59 minutes, initial encounter	Closed fracture of base of skull with subarachnoid, subdural, and extradural hemorrhage, with moderate [1-24 hours] loss of consciousness

Appendix A
Frailty markers

S066X4A	80123	Traumatic subarachnoid hemorrhage with loss of consciousness of 6 hours to 24 hours, initial encounter	Closed fracture of base of skull with subarachnoid, subdural, and extradural hemorrhage, with moderate [1-24 hours] loss of consciousness
S02109A	80124	Fracture of base of skull, unspecified side, initial encounter for closed fracture	Closed fracture of base of skull with subarachnoid, subdural, and extradural hemorrhage, with prolonged [more than 24 hours] loss of consciousness and return to pre-existing conscious level
S064X5A	80124	Epidural hemorrhage with loss of consciousness greater than 24 hours with return to pre-existing conscious level, initial encounter	Closed fracture of base of skull with subarachnoid, subdural, and extradural hemorrhage, with prolonged [more than 24 hours] loss of consciousness and return to pre-existing conscious level
S065X5A	80124	Traumatic subdural hemorrhage with loss of consciousness greater than 24 hours with return to pre-existing conscious level, initial encounter	Closed fracture of base of skull with subarachnoid, subdural, and extradural hemorrhage, with prolonged [more than 24 hours] loss of consciousness and return to pre-existing conscious level
S066X5A	80124	Traumatic subarachnoid hemorrhage with loss of consciousness greater than 24 hours with return to pre-existing conscious level, initial encounter	Closed fracture of base of skull with subarachnoid, subdural, and extradural hemorrhage, with prolonged [more than 24 hours] loss of consciousness and return to pre-existing conscious level
S02109A	80125	Fracture of base of skull, unspecified side, initial encounter for closed fracture	Closed fracture of base of skull with subarachnoid, subdural, and extradural hemorrhage, with prolonged [more than 24 hours] loss of consciousness, without return to pre-existing conscious level
S064X6A	80125	Epidural hemorrhage with loss of consciousness greater than 24 hours without return to pre-existing conscious level with patient surviving, initial encounter	Closed fracture of base of skull with subarachnoid, subdural, and extradural hemorrhage, with prolonged [more than 24 hours] loss of consciousness, without return to pre-existing conscious level
S064X7A	80125	Epidural hemorrhage with loss of consciousness of any duration with death due to brain injury prior to regaining consciousness, initial encounter	Closed fracture of base of skull with subarachnoid, subdural, and extradural hemorrhage, with prolonged [more than 24 hours] loss of consciousness, without return to pre-existing conscious level
S064X8A	80125	Epidural hemorrhage with loss of consciousness of any duration with death due to other causes prior to regaining consciousness, initial encounter	Closed fracture of base of skull with subarachnoid, subdural, and extradural hemorrhage, with prolonged [more than 24 hours] loss of consciousness, without return to pre-existing conscious level
S065X6A	80125	Traumatic subdural hemorrhage with loss of consciousness greater than 24 hours without return to pre-existing conscious level with patient surviving, initial encounter	Closed fracture of base of skull with subarachnoid, subdural, and extradural hemorrhage, with prolonged [more than 24 hours] loss of consciousness, without return to pre-existing conscious level
S065X7A	80125	Traumatic subdural hemorrhage with loss of consciousness of any duration with death due to brain injury before regaining consciousness, initial encounter	Closed fracture of base of skull with subarachnoid, subdural, and extradural hemorrhage, with prolonged [more than 24 hours] loss of consciousness, without return to pre-existing conscious level
S065X8A	80125	Traumatic subdural hemorrhage with loss of consciousness of any duration with death due to other cause before regaining consciousness, initial encounter	Closed fracture of base of skull with subarachnoid, subdural, and extradural hemorrhage, with prolonged [more than 24 hours] loss of consciousness, without return to pre-existing conscious level
S066X6A	80125	Traumatic subarachnoid hemorrhage with loss of consciousness greater than 24 hours without return to pre-existing conscious level with patient surviving, initial encounter	Closed fracture of base of skull with subarachnoid, subdural, and extradural hemorrhage, with prolonged [more than 24 hours] loss of consciousness, without return to pre-existing conscious level
S066X7A	80125	Traumatic subarachnoid hemorrhage with loss of consciousness of any duration with death due to brain injury prior to regaining consciousness, initial encounter	Closed fracture of base of skull with subarachnoid, subdural, and extradural hemorrhage, with prolonged [more than 24 hours] loss of consciousness, without return to pre-existing conscious level
S066X8A	80125	Traumatic subarachnoid hemorrhage with loss of consciousness of any duration with death due to other cause prior to regaining consciousness, initial encounter	Closed fracture of base of skull with subarachnoid, subdural, and extradural hemorrhage, with prolonged [more than 24 hours] loss of consciousness, without return to pre-existing conscious level
S02109A	80126	Fracture of base of skull, unspecified side, initial encounter for closed fracture	Closed fracture of base of skull with subarachnoid, subdural, and extradural hemorrhage, with loss of consciousness of unspecified duration

Appendix A
Frailty markers

S064X9A	80126	Epidural hemorrhage with loss of consciousness of unspecified duration, initial encounter	Closed fracture of base of skull with subarachnoid, subdural, and extradural hemorrhage, with loss of consciousness of unspecified duration
S065X9A	80126	Traumatic subdural hemorrhage with loss of consciousness of unspecified duration, initial encounter	Closed fracture of base of skull with subarachnoid, subdural, and extradural hemorrhage, with loss of consciousness of unspecified duration
S066X9A	80126	Traumatic subarachnoid hemorrhage with loss of consciousness of unspecified duration, initial encounter	Closed fracture of base of skull with subarachnoid, subdural, and extradural hemorrhage, with loss of consciousness of unspecified duration
S02109A	80129	Fracture of base of skull, unspecified side, initial encounter for closed fracture	Closed fracture of base of skull with subarachnoid, subdural, and extradural hemorrhage, with concussion, unspecified
S064X0A	80129	Epidural hemorrhage without loss of consciousness, initial encounter	Closed fracture of base of skull with subarachnoid, subdural, and extradural hemorrhage, with concussion, unspecified
S065X0A	80129	Traumatic subdural hemorrhage without loss of consciousness, initial encounter	Closed fracture of base of skull with subarachnoid, subdural, and extradural hemorrhage, with concussion, unspecified
S066X0A	80129	Traumatic subarachnoid hemorrhage without loss of consciousness, initial encounter	Closed fracture of base of skull with subarachnoid, subdural, and extradural hemorrhage, with concussion, unspecified
S02109A	80130	Fracture of base of skull, unspecified side, initial encounter for closed fracture	Closed fracture of base of skull with other and unspecified intracranial hemorrhage, unspecified state of consciousness
S06360A	80130	Traumatic hemorrhage of cerebrum, unspecified, without loss of consciousness, initial encounter	Closed fracture of base of skull with other and unspecified intracranial hemorrhage, unspecified state of consciousness
S02109A	80131	Fracture of base of skull, unspecified side, initial encounter for closed fracture	Closed fracture of base of skull with other and unspecified intracranial hemorrhage, with no loss of consciousness
S06360A	80131	Traumatic hemorrhage of cerebrum, unspecified, without loss of consciousness, initial encounter	Closed fracture of base of skull with other and unspecified intracranial hemorrhage, with no loss of consciousness
S02109A	80132	Fracture of base of skull, unspecified side, initial encounter for closed fracture	Closed fracture of base of skull with other and unspecified intracranial hemorrhage, with brief [less than one hour] loss of consciousness
S06361A	80132	Traumatic hemorrhage of cerebrum, unspecified, with loss of consciousness of 30 minutes or less, initial encounter	Closed fracture of base of skull with other and unspecified intracranial hemorrhage, with brief [less than one hour] loss of consciousness
S06362A	80132	Traumatic hemorrhage of cerebrum, unspecified, with loss of consciousness of 31 minutes to 59 minutes, initial encounter	Closed fracture of base of skull with other and unspecified intracranial hemorrhage, with brief [less than one hour] loss of consciousness
S02109A	80133	Fracture of base of skull, unspecified side, initial encounter for closed fracture	Closed fracture of base of skull with other and unspecified intracranial hemorrhage, with moderate [1-24 hours] loss of consciousness
S06363A	80133	Traumatic hemorrhage of cerebrum, unspecified, with loss of consciousness of 1 hours to 5 hours 59 minutes, initial encounter	Closed fracture of base of skull with other and unspecified intracranial hemorrhage, with moderate [1-24 hours] loss of consciousness
S06364A	80133	Traumatic hemorrhage of cerebrum, unspecified, with loss of consciousness of 6 hours to 24 hours, initial encounter	Closed fracture of base of skull with other and unspecified intracranial hemorrhage, with moderate [1-24 hours] loss of consciousness
S02109A	80134	Fracture of base of skull, unspecified side, initial encounter for closed fracture	Closed fracture of base of skull with other and unspecified intracranial hemorrhage, with prolonged [more than 24 hours] loss of consciousness and return to pre-existing conscious level
S06365A	80134	Traumatic hemorrhage of cerebrum, unspecified, with loss of consciousness greater than 24 hours with return to pre-existing conscious level, initial encounter	Closed fracture of base of skull with other and unspecified intracranial hemorrhage, with prolonged [more than 24 hours] loss of consciousness and return to pre-existing conscious level
S02109A	80135	Fracture of base of skull, unspecified side, initial encounter for closed fracture	Closed fracture of base of skull with other and unspecified intracranial hemorrhage, with prolonged [more than 24 hours] loss of consciousness, without return to pre-existing conscious level

Appendix A
Frailty markers

S06366A	80135	Traumatic hemorrhage of cerebrum, unspecified, with loss of consciousness greater than 24 hours without return to pre-existing conscious level with patient surviving, initial encounter	Closed fracture of base of skull with other and unspecified intracranial hemorrhage, with prolonged [more than 24 hours] loss of consciousness, without return to pre-existing conscious level
S06367A	80135	Traumatic hemorrhage of cerebrum, unspecified, with loss of consciousness of any duration with death due to brain injury prior to regaining consciousness, initial encounter	Closed fracture of base of skull with other and unspecified intracranial hemorrhage, with prolonged [more than 24 hours] loss of consciousness, without return to pre-existing conscious level
S06368A	80135	Traumatic hemorrhage of cerebrum, unspecified, with loss of consciousness of any duration with death due to other cause prior to regaining consciousness, initial encounter	Closed fracture of base of skull with other and unspecified intracranial hemorrhage, with prolonged [more than 24 hours] loss of consciousness, without return to pre-existing conscious level
S02109A	80136	Fracture of base of skull, unspecified side, initial encounter for closed fracture	Closed fracture of base of skull with other and unspecified intracranial hemorrhage, with loss of consciousness of unspecified duration
S06369A	80136	Traumatic hemorrhage of cerebrum, unspecified, with loss of consciousness of unspecified duration, initial encounter	Closed fracture of base of skull with other and unspecified intracranial hemorrhage, with loss of consciousness of unspecified duration
S02109A	80139	Fracture of base of skull, unspecified side, initial encounter for closed fracture	Closed fracture of base of skull with other and unspecified intracranial hemorrhage, with concussion, unspecified
S06360A	80139	Traumatic hemorrhage of cerebrum, unspecified, without loss of consciousness, initial encounter	Closed fracture of base of skull with other and unspecified intracranial hemorrhage, with concussion, unspecified
S02109A	80140	Fracture of base of skull, unspecified side, initial encounter for closed fracture	Closed fracture of base of skull with intracranial injury of other and unspecified nature, unspecified state of consciousness
S06890A	80140	Other specified intracranial injury without loss of consciousness, initial encounter	Closed fracture of base of skull with intracranial injury of other and unspecified nature, unspecified state of consciousness
S069X0A	80140	Unspecified intracranial injury without loss of consciousness, initial encounter	Closed fracture of base of skull with intracranial injury of other and unspecified nature, unspecified state of consciousness
S02109A	80141	Fracture of base of skull, unspecified side, initial encounter for closed fracture	Closed fracture of base of skull with intracranial injury of other and unspecified nature, with no loss of consciousness
S06890A	80141	Other specified intracranial injury without loss of consciousness, initial encounter	Closed fracture of base of skull with intracranial injury of other and unspecified nature, with no loss of consciousness
S069X0A	80141	Unspecified intracranial injury without loss of consciousness, initial encounter	Closed fracture of base of skull with intracranial injury of other and unspecified nature, with no loss of consciousness
S02109A	80142	Fracture of base of skull, unspecified side, initial encounter for closed fracture	Closed fracture of base of skull with intracranial injury of other and unspecified nature, with brief [less than one hour] loss of consciousness
S06891A	80142	Other specified intracranial injury with loss of consciousness of 30 minutes or less, initial encounter	Closed fracture of base of skull with intracranial injury of other and unspecified nature, with brief [less than one hour] loss of consciousness
S06892A	80142	Other specified intracranial injury with loss of consciousness of 31 minutes to 59 minutes, initial encounter	Closed fracture of base of skull with intracranial injury of other and unspecified nature, with brief [less than one hour] loss of consciousness
S069X1A	80142	Unspecified intracranial injury with loss of consciousness of 30 minutes or less, initial encounter	Closed fracture of base of skull with intracranial injury of other and unspecified nature, with brief [less than one hour] loss of consciousness
S069X2A	80142	Unspecified intracranial injury with loss of consciousness of 31 minutes to 59 minutes, initial encounter	Closed fracture of base of skull with intracranial injury of other and unspecified nature, with brief [less than one hour] loss of consciousness
S02109A	80143	Fracture of base of skull, unspecified side, initial encounter for closed fracture	Closed fracture of base of skull with intracranial injury of other and unspecified nature, with moderate [1-24 hours] loss of consciousness
S06893A	80143	Other specified intracranial injury with loss of consciousness of 1 hour to 5 hours 59 minutes, initial encounter	Closed fracture of base of skull with intracranial injury of other and unspecified nature, with moderate [1-24 hours] loss of consciousness
S06894A	80143	Other specified intracranial injury with loss of consciousness of 6 hours to 24 hours, initial encounter	Closed fracture of base of skull with intracranial injury of other and unspecified nature, with moderate [1-24 hours] loss of consciousness

Appendix A
Frailty markers

S069X3A	80143	Unspecified intracranial injury with loss of consciousness of 1 hour to 5 hours 59 minutes, initial encounter	Closed fracture of base of skull with intracranial injury of other and unspecified nature, with moderate [1-24 hours] loss of consciousness
S069X4A	80143	Unspecified intracranial injury with loss of consciousness of 6 hours to 24 hours, initial encounter	Closed fracture of base of skull with intracranial injury of other and unspecified nature, with moderate [1-24 hours] loss of consciousness
S02109A	80144	Fracture of base of skull, unspecified side, initial encounter for closed fracture	Closed fracture of base of skull with intracranial injury of other and unspecified nature, with prolonged [more than 24 hours] loss of consciousness and return to pre-existing conscious level
S06895A	80144	Other specified intracranial injury with loss of consciousness greater than 24 hours with return to pre-existing conscious level, initial encounter	Closed fracture of base of skull with intracranial injury of other and unspecified nature, with prolonged [more than 24 hours] loss of consciousness and return to pre-existing conscious level
S069X5A	80144	Unspecified intracranial injury with loss of consciousness greater than 24 hours with return to pre-existing conscious level, initial encounter	Closed fracture of base of skull with intracranial injury of other and unspecified nature, with prolonged [more than 24 hours] loss of consciousness and return to pre-existing conscious level
S02109A	80145	Fracture of base of skull, unspecified side, initial encounter for closed fracture	Closed fracture of base of skull with intracranial injury of other and unspecified nature, with prolonged [more than 24 hours] loss of consciousness, without return to pre-existing conscious level
S06896A	80145	Other specified intracranial injury with loss of consciousness greater than 24 hours without return to pre-existing conscious level with patient surviving, initial encounter	Closed fracture of base of skull with intracranial injury of other and unspecified nature, with prolonged [more than 24 hours] loss of consciousness, without return to pre-existing conscious level
S06897A	80145	Other specified intracranial injury with loss of consciousness of any duration with death due to brain injury prior to regaining consciousness, initial encounter	Closed fracture of base of skull with intracranial injury of other and unspecified nature, with prolonged [more than 24 hours] loss of consciousness, without return to pre-existing conscious level
S06898A	80145	Other specified intracranial injury with loss of consciousness of any duration with death due to other cause prior to regaining consciousness, initial encounter	Closed fracture of base of skull with intracranial injury of other and unspecified nature, with prolonged [more than 24 hours] loss of consciousness, without return to pre-existing conscious level
S069X6A	80145	Unspecified intracranial injury with loss of consciousness greater than 24 hours without return to pre-existing conscious level with patient surviving, initial encounter	Closed fracture of base of skull with intracranial injury of other and unspecified nature, with prolonged [more than 24 hours] loss of consciousness, without return to pre-existing conscious level
S069X7A	80145	Unspecified intracranial injury with loss of consciousness of any duration with death due to brain injury prior to regaining consciousness, initial encounter	Closed fracture of base of skull with intracranial injury of other and unspecified nature, with prolonged [more than 24 hours] loss of consciousness, without return to pre-existing conscious level
S069X8A	80145	Unspecified intracranial injury with loss of consciousness of any duration with death due to other cause prior to regaining consciousness, initial encounter	Closed fracture of base of skull with intracranial injury of other and unspecified nature, with prolonged [more than 24 hours] loss of consciousness, without return to pre-existing conscious level
S02109A	80146	Fracture of base of skull, unspecified side, initial encounter for closed fracture	Closed fracture of base of skull with intracranial injury of other and unspecified nature, with loss of consciousness of unspecified duration
S06899A	80146	Other specified intracranial injury with loss of consciousness of unspecified duration, initial encounter	Closed fracture of base of skull with intracranial injury of other and unspecified nature, with loss of consciousness of unspecified duration
S069X9A	80146	Unspecified intracranial injury with loss of consciousness of unspecified duration, initial encounter	Closed fracture of base of skull with intracranial injury of other and unspecified nature, with loss of consciousness of unspecified duration
S02109A	80149	Fracture of base of skull, unspecified side, initial encounter for closed fracture	Closed fracture of base of skull with intracranial injury of other and unspecified nature, with concussion, unspecified
S06890A	80149	Other specified intracranial injury without loss of consciousness, initial encounter	Closed fracture of base of skull with intracranial injury of other and unspecified nature, with concussion, unspecified
S069X0A	80149	Unspecified intracranial injury without loss of consciousness, initial encounter	Closed fracture of base of skull with intracranial injury of other and unspecified nature, with concussion, unspecified

Appendix A
Frailty markers

S02109B	80154	Fracture of base of skull, unspecified side, initial encounter for open fracture	Open fracture of base of skull without mention of intracranial injury, with prolonged [more than 24 hours] loss of consciousness and return to pre-existing conscious level
S02101B	80155	Fracture of base of skull, right side, initial encounter for open fracture	Open fracture of base of skull without mention of intracranial injury, with prolonged [more than 24 hours] loss of consciousness, without return to pre-existing conscious level
S02102B	80155	Fracture of base of skull, left side, initial encounter for open fracture	Open fracture of base of skull without mention of intracranial injury, with prolonged [more than 24 hours] loss of consciousness, without return to pre-existing conscious level
S02109B	80155	Fracture of base of skull, unspecified side, initial encounter for open fracture	Open fracture of base of skull without mention of intracranial injury, with prolonged [more than 24 hours] loss of consciousness, without return to pre-existing conscious level
S02101B	80156	Fracture of base of skull, right side, initial encounter for open fracture	Open fracture of base of skull without mention of intracranial injury, with loss of consciousness of unspecified duration
S02102B	80156	Fracture of base of skull, left side, initial encounter for open fracture	Open fracture of base of skull without mention of intracranial injury, with loss of consciousness of unspecified duration
S02109B	80156	Fracture of base of skull, unspecified side, initial encounter for open fracture	Open fracture of base of skull without mention of intracranial injury, with loss of consciousness of unspecified duration
S02101B	80159	Fracture of base of skull, right side, initial encounter for open fracture	Open fracture of base of skull without mention of intracranial injury, with concussion, unspecified
S02102B	80159	Fracture of base of skull, left side, initial encounter for open fracture	Open fracture of base of skull without mention of intracranial injury, with concussion, unspecified
S02109B	80159	Fracture of base of skull, unspecified side, initial encounter for open fracture	Open fracture of base of skull without mention of intracranial injury, with concussion, unspecified
S02109B	80160	Fracture of base of skull, unspecified side, initial encounter for open fracture	Open fracture of base of skull with cerebral laceration and contusion, unspecified state of consciousness
S06330A	80160	Contusion and laceration of cerebrum, unspecified, without loss of consciousness, initial encounter	Open fracture of base of skull with cerebral laceration and contusion, unspecified state of consciousness
S02109B	80161	Fracture of base of skull, unspecified side, initial encounter for open fracture	Open fracture of base of skull with cerebral laceration and contusion, with no loss of consciousness
S06330A	80161	Contusion and laceration of cerebrum, unspecified, without loss of consciousness, initial encounter	Open fracture of base of skull with cerebral laceration and contusion, with no loss of consciousness
S02109B	80162	Fracture of base of skull, unspecified side, initial encounter for open fracture	Open fracture of base of skull with cerebral laceration and contusion, with brief [less than one hour] loss of consciousness
S06331A	80162	Contusion and laceration of cerebrum, unspecified, with loss of consciousness of 30 minutes or less, initial encounter	Open fracture of base of skull with cerebral laceration and contusion, with brief [less than one hour] loss of consciousness
S06332A	80162	Contusion and laceration of cerebrum, unspecified, with loss of consciousness of 31 minutes to 59 minutes, initial encounter	Open fracture of base of skull with cerebral laceration and contusion, with brief [less than one hour] loss of consciousness
S02109B	80163	Fracture of base of skull, unspecified side, initial encounter for open fracture	Open fracture of base of skull with cerebral laceration and contusion, with moderate [1-24 hours] loss of consciousness
S06333A	80163	Contusion and laceration of cerebrum, unspecified, with loss of consciousness of 1 hour to 5 hours 59 minutes, initial encounter	Open fracture of base of skull with cerebral laceration and contusion, with moderate [1-24 hours] loss of consciousness
S06334A	80163	Contusion and laceration of cerebrum, unspecified, with loss of consciousness of 6 hours to 24 hours, initial encounter	Open fracture of base of skull with cerebral laceration and contusion, with moderate [1-24 hours] loss of consciousness
S02109B	80164	Fracture of base of skull, unspecified side, initial encounter for open fracture	Open fracture of base of skull with cerebral laceration and contusion, with prolonged [more than 24 hours] loss of consciousness and return to pre-existing conscious level
S06335A	80164	Contusion and laceration of cerebrum, unspecified, with loss of consciousness greater than 24 hours with return to pre-existing conscious level, initial encounter	Open fracture of base of skull with cerebral laceration and contusion, with prolonged [more than 24 hours] loss of consciousness and return to pre-existing conscious level

Appendix A
Frailty markers

S02109B	80165	Fracture of base of skull, unspecified side, initial encounter for open fracture	Open fracture of base of skull with cerebral laceration and contusion, with prolonged [more than 24 hours] loss of consciousness, without return to pre-existing conscious level
S06336A	80165	Contusion and laceration of cerebrum, unspecified, with loss of consciousness greater than 24 hours without return to pre-existing conscious level with patient surviving, initial encounter	Open fracture of base of skull with cerebral laceration and contusion, with prolonged [more than 24 hours] loss of consciousness, without return to pre-existing conscious level
S06337A	80165	Contusion and laceration of cerebrum, unspecified, with loss of consciousness of any duration with death due to brain injury prior to regaining consciousness, initial encounter	Open fracture of base of skull with cerebral laceration and contusion, with prolonged [more than 24 hours] loss of consciousness, without return to pre-existing conscious level
S06338A	80165	Contusion and laceration of cerebrum, unspecified, with loss of consciousness of any duration with death due to other cause prior to regaining consciousness, initial encounter	Open fracture of base of skull with cerebral laceration and contusion, with prolonged [more than 24 hours] loss of consciousness, without return to pre-existing conscious level
S02109B	80166	Fracture of base of skull, unspecified side, initial encounter for open fracture	Open fracture of base of skull with cerebral laceration and contusion, with loss of consciousness of unspecified duration
S06339A	80166	Contusion and laceration of cerebrum, unspecified, with loss of consciousness of unspecified duration, initial encounter	Open fracture of base of skull with cerebral laceration and contusion, with loss of consciousness of unspecified duration
S02109B	80169	Fracture of base of skull, unspecified side, initial encounter for open fracture	Open fracture of base of skull with cerebral laceration and contusion, with concussion, unspecified
S06330A	80169	Contusion and laceration of cerebrum, unspecified, without loss of consciousness, initial encounter	Open fracture of base of skull with cerebral laceration and contusion, with concussion, unspecified
S02109B	80170	Fracture of base of skull, unspecified side, initial encounter for open fracture	Open fracture of base of skull with subarachnoid, subdural, and extradural hemorrhage, unspecified state of consciousness
S064X0A	80170	Epidural hemorrhage without loss of consciousness, initial encounter	Open fracture of base of skull with subarachnoid, subdural, and extradural hemorrhage, unspecified state of consciousness
S065X0A	80170	Traumatic subdural hemorrhage without loss of consciousness, initial encounter	Open fracture of base of skull with subarachnoid, subdural, and extradural hemorrhage, unspecified state of consciousness
S066X0A	80170	Traumatic subarachnoid hemorrhage without loss of consciousness, initial encounter	Open fracture of base of skull with subarachnoid, subdural, and extradural hemorrhage, unspecified state of consciousness
S02109B	80171	Fracture of base of skull, unspecified side, initial encounter for open fracture	Open fracture of base of skull with subarachnoid, subdural, and extradural hemorrhage, with no loss of consciousness
S064X0A	80171	Epidural hemorrhage without loss of consciousness, initial encounter	Open fracture of base of skull with subarachnoid, subdural, and extradural hemorrhage, with no loss of consciousness
S065X0A	80171	Traumatic subdural hemorrhage without loss of consciousness, initial encounter	Open fracture of base of skull with subarachnoid, subdural, and extradural hemorrhage, with no loss of consciousness
S066X0A	80171	Traumatic subarachnoid hemorrhage without loss of consciousness, initial encounter	Open fracture of base of skull with subarachnoid, subdural, and extradural hemorrhage, with no loss of consciousness
S02109B	80172	Fracture of base of skull, unspecified side, initial encounter for open fracture	Open fracture of base of skull with subarachnoid, subdural, and extradural hemorrhage, with brief [less than one hour] loss of consciousness
S064X1A	80172	Epidural hemorrhage with loss of consciousness of 30 minutes or less, initial encounter	Open fracture of base of skull with subarachnoid, subdural, and extradural hemorrhage, with brief [less than one hour] loss of consciousness
S064X2A	80172	Epidural hemorrhage with loss of consciousness of 31 minutes to 59 minutes, initial encounter	Open fracture of base of skull with subarachnoid, subdural, and extradural hemorrhage, with brief [less than one hour] loss of consciousness
S065X1A	80172	Traumatic subdural hemorrhage with loss of consciousness of 30 minutes or less, initial encounter	Open fracture of base of skull with subarachnoid, subdural, and extradural hemorrhage, with brief [less than one hour] loss of consciousness
S065X2A	80172	Traumatic subdural hemorrhage with loss of consciousness of 31 minutes to 59 minutes, initial encounter	Open fracture of base of skull with subarachnoid, subdural, and extradural hemorrhage, with brief [less than one hour] loss of consciousness

Appendix A
Frailty markers

S066X1A	80172	Traumatic subarachnoid hemorrhage with loss of consciousness of 30 minutes or less, initial encounter	Open fracture of base of skull with subarachnoid, subdural, and extradural hemorrhage, with brief [less than one hour] loss of consciousness
S066X2A	80172	Traumatic subarachnoid hemorrhage with loss of consciousness of 31 minutes to 59 minutes, initial encounter	Open fracture of base of skull with subarachnoid, subdural, and extradural hemorrhage, with brief [less than one hour] loss of consciousness
S02109B	80173	Fracture of base of skull, unspecified side, initial encounter for open fracture	Open fracture of base of skull with subarachnoid, subdural, and extradural hemorrhage, with moderate [1-24 hours] loss of consciousness
S064X3A	80173	Epidural hemorrhage with loss of consciousness of 1 hour to 5 hours 59 minutes, initial encounter	Open fracture of base of skull with subarachnoid, subdural, and extradural hemorrhage, with moderate [1-24 hours] loss of consciousness
S064X4A	80173	Epidural hemorrhage with loss of consciousness of 6 hours to 24 hours, initial encounter	Open fracture of base of skull with subarachnoid, subdural, and extradural hemorrhage, with moderate [1-24 hours] loss of consciousness
S065X3A	80173	Traumatic subdural hemorrhage with loss of consciousness of 1 hour to 5 hours 59 minutes, initial encounter	Open fracture of base of skull with subarachnoid, subdural, and extradural hemorrhage, with moderate [1-24 hours] loss of consciousness
S065X4A	80173	Traumatic subdural hemorrhage with loss of consciousness of 6 hours to 24 hours, initial encounter	Open fracture of base of skull with subarachnoid, subdural, and extradural hemorrhage, with moderate [1-24 hours] loss of consciousness
S066X3A	80173	Traumatic subarachnoid hemorrhage with loss of consciousness of 1 hour to 5 hours 59 minutes, initial encounter	Open fracture of base of skull with subarachnoid, subdural, and extradural hemorrhage, with moderate [1-24 hours] loss of consciousness
S066X4A	80173	Traumatic subarachnoid hemorrhage with loss of consciousness of 6 hours to 24 hours, initial encounter	Open fracture of base of skull with subarachnoid, subdural, and extradural hemorrhage, with moderate [1-24 hours] loss of consciousness
S02109B	80174	Fracture of base of skull, unspecified side, initial encounter for open fracture	Open fracture of base of skull with subarachnoid, subdural, and extradural hemorrhage, with prolonged [more than 24 hours] loss of consciousness and return to pre-existing conscious level
S064X5A	80174	Epidural hemorrhage with loss of consciousness greater than 24 hours with return to pre-existing conscious level, initial encounter	Open fracture of base of skull with subarachnoid, subdural, and extradural hemorrhage, with prolonged [more than 24 hours] loss of consciousness and return to pre-existing conscious level
S065X5A	80174	Traumatic subdural hemorrhage with loss of consciousness greater than 24 hours with return to pre-existing conscious level, initial encounter	Open fracture of base of skull with subarachnoid, subdural, and extradural hemorrhage, with prolonged [more than 24 hours] loss of consciousness and return to pre-existing conscious level
S066X5A	80174	Traumatic subarachnoid hemorrhage with loss of consciousness greater than 24 hours with return to pre-existing conscious level, initial encounter	Open fracture of base of skull with subarachnoid, subdural, and extradural hemorrhage, with prolonged [more than 24 hours] loss of consciousness and return to pre-existing conscious level
S02109B	80175	Fracture of base of skull, unspecified side, initial encounter for open fracture	Open fracture of base of skull with subarachnoid, subdural, and extradural hemorrhage, with prolonged [more than 24 hours] loss of consciousness, without return to pre-existing conscious level
S064X6A	80175	Epidural hemorrhage with loss of consciousness greater than 24 hours without return to pre-existing conscious level with patient surviving, initial encounter	Open fracture of base of skull with subarachnoid, subdural, and extradural hemorrhage, with prolonged [more than 24 hours] loss of consciousness, without return to pre-existing conscious level
S064X7A	80175	Epidural hemorrhage with loss of consciousness of any duration with death due to brain injury prior to regaining consciousness, initial encounter	Open fracture of base of skull with subarachnoid, subdural, and extradural hemorrhage, with prolonged [more than 24 hours] loss of consciousness, without return to pre-existing conscious level
S064X8A	80175	Epidural hemorrhage with loss of consciousness of any duration with death due to other causes prior to regaining consciousness, initial encounter	Open fracture of base of skull with subarachnoid, subdural, and extradural hemorrhage, with prolonged [more than 24 hours] loss of consciousness, without return to pre-existing conscious level

Appendix A
Frailty markers

S065X6A	80175	Traumatic subdural hemorrhage with loss of consciousness greater than 24 hours without return to pre-existing conscious level with patient surviving, initial encounter	Open fracture of base of skull with subarachnoid, subdural, and extradural hemorrhage, with prolonged [more than 24 hours] loss of consciousness, without return to pre-existing conscious level
S065X7A	80175	Traumatic subdural hemorrhage with loss of consciousness of any duration with death due to brain injury before regaining consciousness, initial encounter	Open fracture of base of skull with subarachnoid, subdural, and extradural hemorrhage, with prolonged [more than 24 hours] loss of consciousness, without return to pre-existing conscious level
S065X8A	80175	Traumatic subdural hemorrhage with loss of consciousness of any duration with death due to other cause before regaining consciousness, initial encounter	Open fracture of base of skull with subarachnoid, subdural, and extradural hemorrhage, with prolonged [more than 24 hours] loss of consciousness, without return to pre-existing conscious level
S066X6A	80175	Traumatic subarachnoid hemorrhage with loss of consciousness greater than 24 hours without return to pre-existing conscious level with patient surviving, initial encounter	Open fracture of base of skull with subarachnoid, subdural, and extradural hemorrhage, with prolonged [more than 24 hours] loss of consciousness, without return to pre-existing conscious level
S066X7A	80175	Traumatic subarachnoid hemorrhage with loss of consciousness of any duration with death due to brain injury prior to regaining consciousness, initial encounter	Open fracture of base of skull with subarachnoid, subdural, and extradural hemorrhage, with prolonged [more than 24 hours] loss of consciousness, without return to pre-existing conscious level
S066X8A	80175	Traumatic subarachnoid hemorrhage with loss of consciousness of any duration with death due to other cause prior to regaining consciousness, initial encounter	Open fracture of base of skull with subarachnoid, subdural, and extradural hemorrhage, with prolonged [more than 24 hours] loss of consciousness, without return to pre-existing conscious level
S02109B	80176	Fracture of base of skull, unspecified side, initial encounter for open fracture	Open fracture of base of skull with subarachnoid, subdural, and extradural hemorrhage, with loss of consciousness of unspecified duration
S064X9A	80176	Epidural hemorrhage with loss of consciousness of unspecified duration, initial encounter	Open fracture of base of skull with subarachnoid, subdural, and extradural hemorrhage, with loss of consciousness of unspecified duration
S065X9A	80176	Traumatic subdural hemorrhage with loss of consciousness of unspecified duration, initial encounter	Open fracture of base of skull with subarachnoid, subdural, and extradural hemorrhage, with loss of consciousness of unspecified duration
S066X9A	80176	Traumatic subarachnoid hemorrhage with loss of consciousness of unspecified duration, initial encounter	Open fracture of base of skull with subarachnoid, subdural, and extradural hemorrhage, with loss of consciousness of unspecified duration
S02109B	80179	Fracture of base of skull, unspecified side, initial encounter for open fracture	Open fracture of base of skull with subarachnoid, subdural, and extradural hemorrhage, with concussion, unspecified
S064X0A	80179	Epidural hemorrhage without loss of consciousness, initial encounter	Open fracture of base of skull with subarachnoid, subdural, and extradural hemorrhage, with concussion, unspecified
S065X0A	80179	Traumatic subdural hemorrhage without loss of consciousness, initial encounter	Open fracture of base of skull with subarachnoid, subdural, and extradural hemorrhage, with concussion, unspecified
S066X0A	80179	Traumatic subarachnoid hemorrhage without loss of consciousness, initial encounter	Open fracture of base of skull with subarachnoid, subdural, and extradural hemorrhage, with concussion, unspecified
S02109B	80180	Fracture of base of skull, unspecified side, initial encounter for open fracture	Open fracture of base of skull with other and unspecified intracranial hemorrhage, unspecified state of consciousness
S06360A	80180	Traumatic hemorrhage of cerebrum, unspecified, without loss of consciousness, initial encounter	Open fracture of base of skull with other and unspecified intracranial hemorrhage, unspecified state of consciousness
S02109B	80181	Fracture of base of skull, unspecified side, initial encounter for open fracture	Open fracture of base of skull with other and unspecified intracranial hemorrhage, with no loss of consciousness
S06360A	80181	Traumatic hemorrhage of cerebrum, unspecified, without loss of consciousness, initial encounter	Open fracture of base of skull with other and unspecified intracranial hemorrhage, with no loss of consciousness
S02109B	80182	Fracture of base of skull, unspecified side, initial encounter for open fracture	Open fracture of base of skull with other and unspecified intracranial hemorrhage, with brief [less than one hour] loss of consciousness
S06361A	80182	Traumatic hemorrhage of cerebrum, unspecified, with loss of consciousness of 30 minutes or less, initial encounter	Open fracture of base of skull with other and unspecified intracranial hemorrhage, with brief [less than one hour] loss of consciousness
S06362A	80182	Traumatic hemorrhage of cerebrum, unspecified, with loss of consciousness of 31 minutes to 59 minutes, initial encounter	Open fracture of base of skull with other and unspecified intracranial hemorrhage, with brief [less than one hour] loss of consciousness

Appendix A
Frailty markers

S02109B	80183	Fracture of base of skull, unspecified side, initial encounter for open fracture	Open fracture of base of skull with other and unspecified intracranial hemorrhage, with moderate [1-24 hours] loss of consciousness
S06363A	80183	Traumatic hemorrhage of cerebrum, unspecified, with loss of consciousness of 1 hours to 5 hours 59 minutes, initial encounter	Open fracture of base of skull with other and unspecified intracranial hemorrhage, with moderate [1-24 hours] loss of consciousness
S06364A	80183	Traumatic hemorrhage of cerebrum, unspecified, with loss of consciousness of 6 hours to 24 hours, initial encounter	Open fracture of base of skull with other and unspecified intracranial hemorrhage, with moderate [1-24 hours] loss of consciousness
S02109B	80184	Fracture of base of skull, unspecified side, initial encounter for open fracture	Open fracture of base of skull with other and unspecified intracranial hemorrhage, with prolonged [more than 24 hours] loss of consciousness and return to pre-existing conscious level
S06365A	80184	Traumatic hemorrhage of cerebrum, unspecified, with loss of consciousness greater than 24 hours with return to pre-existing conscious level, initial encounter	Open fracture of base of skull with other and unspecified intracranial hemorrhage, with prolonged [more than 24 hours] loss of consciousness and return to pre-existing conscious level
S02109B	80185	Fracture of base of skull, unspecified side, initial encounter for open fracture	Open fracture of base of skull with other and unspecified intracranial hemorrhage, with prolonged [more than 24 hours] loss of consciousness, without return to pre-existing conscious level
S06366A	80185	Traumatic hemorrhage of cerebrum, unspecified, with loss of consciousness greater than 24 hours without return to pre-existing conscious level with patient surviving, initial encounter	Open fracture of base of skull with other and unspecified intracranial hemorrhage, with prolonged [more than 24 hours] loss of consciousness, without return to pre-existing conscious level
S06367A	80185	Traumatic hemorrhage of cerebrum, unspecified, with loss of consciousness of any duration with death due to brain injury prior to regaining consciousness, initial encounter	Open fracture of base of skull with other and unspecified intracranial hemorrhage, with prolonged [more than 24 hours] loss of consciousness, without return to pre-existing conscious level
S06368A	80185	Traumatic hemorrhage of cerebrum, unspecified, with loss of consciousness of any duration with death due to other cause prior to regaining consciousness, initial encounter	Open fracture of base of skull with other and unspecified intracranial hemorrhage, with prolonged [more than 24 hours] loss of consciousness, without return to pre-existing conscious level
S02109B	80186	Fracture of base of skull, unspecified side, initial encounter for open fracture	Open fracture of base of skull with other and unspecified intracranial hemorrhage, with loss of consciousness of unspecified duration
S06369A	80186	Traumatic hemorrhage of cerebrum, unspecified, with loss of consciousness of unspecified duration, initial encounter	Open fracture of base of skull with other and unspecified intracranial hemorrhage, with loss of consciousness of unspecified duration
S02109B	80189	Fracture of base of skull, unspecified side, initial encounter for open fracture	Open fracture of base of skull with other and unspecified intracranial hemorrhage, with concussion, unspecified
S06360A	80189	Traumatic hemorrhage of cerebrum, unspecified, without loss of consciousness, initial encounter	Open fracture of base of skull with other and unspecified intracranial hemorrhage, with concussion, unspecified
S02109B	80190	Fracture of base of skull, unspecified side, initial encounter for open fracture	Open fracture of base of skull with intracranial injury of other and unspecified nature, unspecified state of consciousness
S06890A	80190	Other specified intracranial injury without loss of consciousness, initial encounter	Open fracture of base of skull with intracranial injury of other and unspecified nature, unspecified state of consciousness
S069X0A	80190	Unspecified intracranial injury without loss of consciousness, initial encounter	Open fracture of base of skull with intracranial injury of other and unspecified nature, unspecified state of consciousness
S02109B	80191	Fracture of base of skull, unspecified side, initial encounter for open fracture	Open fracture of base of skull with intracranial injury of other and unspecified nature, with no loss of consciousness
S06890A	80191	Other specified intracranial injury without loss of consciousness, initial encounter	Open fracture of base of skull with intracranial injury of other and unspecified nature, with no loss of consciousness
S069X0A	80191	Unspecified intracranial injury without loss of consciousness, initial encounter	Open fracture of base of skull with intracranial injury of other and unspecified nature, with no loss of consciousness
S02109B	80192	Fracture of base of skull, unspecified side, initial encounter for open fracture	Open fracture of base of skull with intracranial injury of other and unspecified nature, with brief [less than one hour] loss of consciousness

Appendix A
Frailty markers

S06891A	80192	Other specified intracranial injury with loss of consciousness of 30 minutes or less, initial encounter	Open fracture of base of skull with intracranial injury of other and unspecified nature, with brief [less than one hour] loss of consciousness
S06892A	80192	Other specified intracranial injury with loss of consciousness of 31 minutes to 59 minutes, initial encounter	Open fracture of base of skull with intracranial injury of other and unspecified nature, with brief [less than one hour] loss of consciousness
S069X1A	80192	Unspecified intracranial injury with loss of consciousness of 30 minutes or less, initial encounter	Open fracture of base of skull with intracranial injury of other and unspecified nature, with brief [less than one hour] loss of consciousness
S069X2A	80192	Unspecified intracranial injury with loss of consciousness of 31 minutes to 59 minutes, initial encounter	Open fracture of base of skull with intracranial injury of other and unspecified nature, with brief [less than one hour] loss of consciousness
S02109B	80193	Fracture of base of skull, unspecified side, initial encounter for open fracture	Open fracture of base of skull with intracranial injury of other and unspecified nature, with moderate [1-24 hours] loss of consciousness
S06893A	80193	Other specified intracranial injury with loss of consciousness of 1 hour to 5 hours 59 minutes, initial encounter	Open fracture of base of skull with intracranial injury of other and unspecified nature, with moderate [1-24 hours] loss of consciousness
S06894A	80193	Other specified intracranial injury with loss of consciousness of 6 hours to 24 hours, initial encounter	Open fracture of base of skull with intracranial injury of other and unspecified nature, with moderate [1-24 hours] loss of consciousness
S069X3A	80193	Unspecified intracranial injury with loss of consciousness of 1 hour to 5 hours 59 minutes, initial encounter	Open fracture of base of skull with intracranial injury of other and unspecified nature, with moderate [1-24 hours] loss of consciousness
S069X4A	80193	Unspecified intracranial injury with loss of consciousness of 6 hours to 24 hours, initial encounter	Open fracture of base of skull with intracranial injury of other and unspecified nature, with moderate [1-24 hours] loss of consciousness
S02109B	80194	Fracture of base of skull, unspecified side, initial encounter for open fracture	Open fracture of base of skull with intracranial injury of other and unspecified nature, with prolonged [more than 24 hours] loss of consciousness and return to pre-existing conscious level
S06895A	80194	Other specified intracranial injury with loss of consciousness greater than 24 hours with return to pre-existing conscious level, initial encounter	Open fracture of base of skull with intracranial injury of other and unspecified nature, with prolonged [more than 24 hours] loss of consciousness and return to pre-existing conscious level
S069X5A	80194	Unspecified intracranial injury with loss of consciousness greater than 24 hours with return to pre-existing conscious level, initial encounter	Open fracture of base of skull with intracranial injury of other and unspecified nature, with prolonged [more than 24 hours] loss of consciousness and return to pre-existing conscious level
S02109B	80195	Fracture of base of skull, unspecified side, initial encounter for open fracture	Open fracture of base of skull with intracranial injury of other and unspecified nature, with prolonged [more than 24 hours] loss of consciousness, without return to pre-existing conscious level
S06896A	80195	Other specified intracranial injury with loss of consciousness greater than 24 hours without return to pre-existing conscious level with patient surviving, initial encounter	Open fracture of base of skull with intracranial injury of other and unspecified nature, with prolonged [more than 24 hours] loss of consciousness, without return to pre-existing conscious level
S06897A	80195	Other specified intracranial injury with loss of consciousness of any duration with death due to brain injury prior to regaining consciousness, initial encounter	Open fracture of base of skull with intracranial injury of other and unspecified nature, with prolonged [more than 24 hours] loss of consciousness, without return to pre-existing conscious level
S06898A	80195	Other specified intracranial injury with loss of consciousness of any duration with death due to other cause prior to regaining consciousness, initial encounter	Open fracture of base of skull with intracranial injury of other and unspecified nature, with prolonged [more than 24 hours] loss of consciousness, without return to pre-existing conscious level
S069X6A	80195	Unspecified intracranial injury with loss of consciousness greater than 24 hours without return to pre-existing conscious level with patient surviving, initial encounter	Open fracture of base of skull with intracranial injury of other and unspecified nature, with prolonged [more than 24 hours] loss of consciousness, without return to pre-existing conscious level

Appendix A
Frailty markers

S069X7A	80195	Unspecified intracranial injury with loss of consciousness of any duration with death due to brain injury prior to regaining consciousness, initial encounter	Open fracture of base of skull with intracranial injury of other and unspecified nature, with prolonged [more than 24 hours] loss of consciousness, without return to pre-existing conscious level
S069X8A	80195	Unspecified intracranial injury with loss of consciousness of any duration with death due to other cause prior to regaining consciousness, initial encounter	Open fracture of base of skull with intracranial injury of other and unspecified nature, with prolonged [more than 24 hours] loss of consciousness, without return to pre-existing conscious level
S02109B	80196	Fracture of base of skull, unspecified side, initial encounter for open fracture	Open fracture of base of skull with intracranial injury of other and unspecified nature, with loss of consciousness of unspecified duration
S06899A	80196	Other specified intracranial injury with loss of consciousness of unspecified duration, initial encounter	Open fracture of base of skull with intracranial injury of other and unspecified nature, with loss of consciousness of unspecified duration
S069X9A	80196	Unspecified intracranial injury with loss of consciousness of unspecified duration, initial encounter	Open fracture of base of skull with intracranial injury of other and unspecified nature, with loss of consciousness of unspecified duration
S02109B	80199	Fracture of base of skull, unspecified side, initial encounter for open fracture	Open fracture of base of skull with intracranial injury of other and unspecified nature, with concussion, unspecified
S06890A	80199	Other specified intracranial injury without loss of consciousness, initial encounter	Open fracture of base of skull with intracranial injury of other and unspecified nature, with concussion, unspecified
S069X0A	80199	Unspecified intracranial injury without loss of consciousness, initial encounter	Open fracture of base of skull with intracranial injury of other and unspecified nature, with concussion, unspecified
S02609A	80229	Fracture of mandible, unspecified, initial encounter for closed fracture	Closed fracture of mandible, multiple sites
S0269XA	80229	Fracture of mandible of other specified site, initial encounter for closed fracture	Closed fracture of mandible, multiple sites
S02609B	80239	Fracture of mandible, unspecified, initial encounter for open fracture	Open fracture of mandible, multiple sites
S0269XB	80239	Fracture of mandible of other specified site, initial encounter for open fracture	Open fracture of mandible, multiple sites
S02411A	8024	LeFort I fracture, initial encounter for closed fracture	Closed fracture of malar and maxillary bones
S02412A	8024	LeFort II fracture, initial encounter for closed fracture	Closed fracture of malar and maxillary bones
S02413A	8024	LeFort III fracture, initial encounter for closed fracture	Closed fracture of malar and maxillary bones
S02411B	8025	LeFort I fracture, initial encounter for open fracture	Open fracture of malar and maxillary bones
S02412B	8025	LeFort II fracture, initial encounter for open fracture	Open fracture of malar and maxillary bones
S02413B	8025	LeFort III fracture, initial encounter for open fracture	Open fracture of malar and maxillary bones
S0280XA	8028	Fracture of other specified skull and facial bones, unspecified side, initial encounter for closed fracture	Closed fracture of other facial bones
S0281XA	8028	Fracture of other specified skull and facial bones, right side, initial encounter for closed fracture	Closed fracture of other facial bones
S0282XA	8028	Fracture of other specified skull and facial bones, left side, initial encounter for closed fracture	Closed fracture of other facial bones
S0280XB	8029	Fracture of other specified skull and facial bones, unspecified side, initial encounter for open fracture	Open fracture of other facial bones
S0281XB	8029	Fracture of other specified skull and facial bones, right side, initial encounter for open fracture	Open fracture of other facial bones
S0282XB	8029	Fracture of other specified skull and facial bones, left side, initial encounter for open fracture	Open fracture of other facial bones
S0291XA	80301	Unspecified fracture of skull, initial encounter for closed fracture	Other closed skull fracture without mention of intracranial injury, with no loss of consciousness
S0291XA	80302	Unspecified fracture of skull, initial encounter for closed fracture	Other closed skull fracture without mention of intracranial injury, with brief [less than one hour] loss of consciousness
S0291XA	80303	Unspecified fracture of skull, initial encounter for closed fracture	Other closed skull fracture without mention of intracranial injury, with moderate [1-24 hours] loss of consciousness
S0291XA	80304	Unspecified fracture of skull, initial encounter for closed fracture	Other closed skull fracture without mention of intracranial injury, with prolonged [more than 24 hours] loss of consciousness and return to pre-existing conscious level
S0291XA	80305	Unspecified fracture of skull, initial encounter for closed fracture	Other closed skull fracture without mention of intracranial injury, with prolonged [more than 24 hours] loss of consciousness, without return to pre-existing conscious level

Appendix A
Frailty markers

S0291XA	80306	Unspecified fracture of skull, initial encounter for closed fracture	Other closed skull fracture without mention of intracranial injury, with loss of consciousness of unspecified duration
S0291XA	80309	Unspecified fracture of skull, initial encounter for closed fracture	Other closed skull fracture without mention of intracranial injury, with concussion, unspecified
S0291XA	80310	Unspecified fracture of skull, initial encounter for closed fracture	Other closed skull fracture with cerebral laceration and contusion, unspecified state of consciousness
S06330A	80310	Contusion and laceration of cerebrum, unspecified, without loss of consciousness, initial encounter	Other closed skull fracture with cerebral laceration and contusion, unspecified state of consciousness
S0291XA	80311	Unspecified fracture of skull, initial encounter for closed fracture	Other closed skull fracture with cerebral laceration and contusion, with no loss of consciousness
S06330A	80311	Contusion and laceration of cerebrum, unspecified, without loss of consciousness, initial encounter	Other closed skull fracture with cerebral laceration and contusion, with no loss of consciousness
S0291XA	80312	Unspecified fracture of skull, initial encounter for closed fracture	Other closed skull fracture with cerebral laceration and contusion, with brief [less than one hour] loss of consciousness
S06331A	80312	Contusion and laceration of cerebrum, unspecified, with loss of consciousness of 30 minutes or less, initial encounter	Other closed skull fracture with cerebral laceration and contusion, with brief [less than one hour] loss of consciousness
S06332A	80312	Contusion and laceration of cerebrum, unspecified, with loss of consciousness of 31 minutes to 59 minutes, initial encounter	Other closed skull fracture with cerebral laceration and contusion, with brief [less than one hour] loss of consciousness
S0291XA	80313	Unspecified fracture of skull, initial encounter for closed fracture	Other closed skull fracture with cerebral laceration and contusion, with moderate [1-24 hours] loss of consciousness
S06333A	80313	Contusion and laceration of cerebrum, unspecified, with loss of consciousness of 1 hour to 5 hours 59 minutes, initial encounter	Other closed skull fracture with cerebral laceration and contusion, with moderate [1-24 hours] loss of consciousness
S06334A	80313	Contusion and laceration of cerebrum, unspecified, with loss of consciousness of 6 hours to 24 hours, initial encounter	Other closed skull fracture with cerebral laceration and contusion, with moderate [1-24 hours] loss of consciousness
S0291XA	80314	Unspecified fracture of skull, initial encounter for closed fracture	Other closed skull fracture with cerebral laceration and contusion, with prolonged [more than 24 hours] loss of consciousness and return to pre-existing conscious level
S06335A	80314	Contusion and laceration of cerebrum, unspecified, with loss of consciousness greater than 24 hours with return to pre-existing conscious level, initial encounter	Other closed skull fracture with cerebral laceration and contusion, with prolonged [more than 24 hours] loss of consciousness and return to pre-existing conscious level
S0291XA	80315	Unspecified fracture of skull, initial encounter for closed fracture	Other closed skull fracture with cerebral laceration and contusion, with prolonged [more than 24 hours] loss of consciousness, without return to pre-existing conscious level
S06336A	80315	Contusion and laceration of cerebrum, unspecified, with loss of consciousness greater than 24 hours without return to pre-existing conscious level with patient surviving, initial encounter	Other closed skull fracture with cerebral laceration and contusion, with prolonged [more than 24 hours] loss of consciousness, without return to pre-existing conscious level
S06337A	80315	Contusion and laceration of cerebrum, unspecified, with loss of consciousness of any duration with death due to brain injury prior to regaining consciousness, initial encounter	Other closed skull fracture with cerebral laceration and contusion, with prolonged [more than 24 hours] loss of consciousness, without return to pre-existing conscious level
S06338A	80315	Contusion and laceration of cerebrum, unspecified, with loss of consciousness of any duration with death due to other cause prior to regaining consciousness, initial encounter	Other closed skull fracture with cerebral laceration and contusion, with prolonged [more than 24 hours] loss of consciousness, without return to pre-existing conscious level
S0291XA	80316	Unspecified fracture of skull, initial encounter for closed fracture	Other closed skull fracture with cerebral laceration and contusion, with loss of consciousness of unspecified duration
S06339A	80316	Contusion and laceration of cerebrum, unspecified, with loss of consciousness of unspecified duration, initial encounter	Other closed skull fracture with cerebral laceration and contusion, with loss of consciousness of unspecified duration
S0291XA	80319	Unspecified fracture of skull, initial encounter for closed fracture	Other closed skull fracture with cerebral laceration and contusion, with concussion, unspecified
S06330A	80319	Contusion and laceration of cerebrum, unspecified, without loss of consciousness, initial encounter	Other closed skull fracture with cerebral laceration and contusion, with concussion, unspecified

Appendix A
Frailty markers

S0291XA	80324	Unspecified fracture of skull, initial encounter for closed fracture	Other closed skull fracture with subarachnoid, subdural, and extradural hemorrhage, with prolonged [more than 24 hours] loss of consciousness and return to pre-existing conscious level
S064X5A	80324	Epidural hemorrhage with loss of consciousness greater than 24 hours with return to pre-existing conscious level, initial encounter	Other closed skull fracture with subarachnoid, subdural, and extradural hemorrhage, with prolonged [more than 24 hours] loss of consciousness and return to pre-existing conscious level
S065X5A	80324	Traumatic subdural hemorrhage with loss of consciousness greater than 24 hours with return to pre-existing conscious level, initial encounter	Other closed skull fracture with subarachnoid, subdural, and extradural hemorrhage, with prolonged [more than 24 hours] loss of consciousness and return to pre-existing conscious level
S066X5A	80324	Traumatic subarachnoid hemorrhage with loss of consciousness greater than 24 hours with return to pre-existing conscious level, initial encounter	Other closed skull fracture with subarachnoid, subdural, and extradural hemorrhage, with prolonged [more than 24 hours] loss of consciousness and return to pre-existing conscious level
S0291XA	80325	Unspecified fracture of skull, initial encounter for closed fracture	Other closed skull fracture with subarachnoid, subdural, and extradural hemorrhage, with prolonged [more than 24 hours] loss of consciousness, without return to pre-existing conscious level
S064X6A	80325	Epidural hemorrhage with loss of consciousness greater than 24 hours without return to pre-existing conscious level with patient surviving, initial encounter	Other closed skull fracture with subarachnoid, subdural, and extradural hemorrhage, with prolonged [more than 24 hours] loss of consciousness, without return to pre-existing conscious level
S064X7A	80325	Epidural hemorrhage with loss of consciousness of any duration with death due to brain injury prior to regaining consciousness, initial encounter	Other closed skull fracture with subarachnoid, subdural, and extradural hemorrhage, with prolonged [more than 24 hours] loss of consciousness, without return to pre-existing conscious level
S064X8A	80325	Epidural hemorrhage with loss of consciousness of any duration with death due to other causes prior to regaining consciousness, initial encounter	Other closed skull fracture with subarachnoid, subdural, and extradural hemorrhage, with prolonged [more than 24 hours] loss of consciousness, without return to pre-existing conscious level
S065X6A	80325	Traumatic subdural hemorrhage with loss of consciousness greater than 24 hours without return to pre-existing conscious level with patient surviving, initial encounter	Other closed skull fracture with subarachnoid, subdural, and extradural hemorrhage, with prolonged [more than 24 hours] loss of consciousness, without return to pre-existing conscious level
S065X7A	80325	Traumatic subdural hemorrhage with loss of consciousness of any duration with death due to brain injury before regaining consciousness, initial encounter	Other closed skull fracture with subarachnoid, subdural, and extradural hemorrhage, with prolonged [more than 24 hours] loss of consciousness, without return to pre-existing conscious level
S065X8A	80325	Traumatic subdural hemorrhage with loss of consciousness of any duration with death due to other cause before regaining consciousness, initial encounter	Other closed skull fracture with subarachnoid, subdural, and extradural hemorrhage, with prolonged [more than 24 hours] loss of consciousness, without return to pre-existing conscious level
S066X6A	80325	Traumatic subarachnoid hemorrhage with loss of consciousness greater than 24 hours without return to pre-existing conscious level with patient surviving, initial encounter	Other closed skull fracture with subarachnoid, subdural, and extradural hemorrhage, with prolonged [more than 24 hours] loss of consciousness, without return to pre-existing conscious level
S066X7A	80325	Traumatic subarachnoid hemorrhage with loss of consciousness of any duration with death due to brain injury prior to regaining consciousness, initial encounter	Other closed skull fracture with subarachnoid, subdural, and extradural hemorrhage, with prolonged [more than 24 hours] loss of consciousness, without return to pre-existing conscious level
S066X8A	80325	Traumatic subarachnoid hemorrhage with loss of consciousness of any duration with death due to other cause prior to regaining consciousness, initial encounter	Other closed skull fracture with subarachnoid, subdural, and extradural hemorrhage, with prolonged [more than 24 hours] loss of consciousness, without return to pre-existing conscious level
S0291XA	80326	Unspecified fracture of skull, initial encounter for closed fracture	Other closed skull fracture with subarachnoid, subdural, and extradural hemorrhage, with loss of consciousness of unspecified duration
S064X9A	80326	Epidural hemorrhage with loss of consciousness of unspecified duration, initial encounter	Other closed skull fracture with subarachnoid, subdural, and extradural hemorrhage, with loss of consciousness of unspecified duration

Appendix A
Frailty markers

S065X9A	80326	Traumatic subdural hemorrhage with loss of consciousness of unspecified duration, initial encounter	Other closed skull fracture with subarachnoid, subdural, and extradural hemorrhage, with loss of consciousness of unspecified duration
S066X9A	80326	Traumatic subarachnoid hemorrhage with loss of consciousness of unspecified duration, initial encounter	Other closed skull fracture with subarachnoid, subdural, and extradural hemorrhage, with loss of consciousness of unspecified duration
S0291XA	80329	Unspecified fracture of skull, initial encounter for closed fracture	Other closed skull fracture with subarachnoid, subdural, and extradural hemorrhage, with concussion, unspecified
S064X0A	80329	Epidural hemorrhage without loss of consciousness, initial encounter	Other closed skull fracture with subarachnoid, subdural, and extradural hemorrhage, with concussion, unspecified
S065X0A	80329	Traumatic subdural hemorrhage without loss of consciousness, initial encounter	Other closed skull fracture with subarachnoid, subdural, and extradural hemorrhage, with concussion, unspecified
S066X0A	80329	Traumatic subarachnoid hemorrhage without loss of consciousness, initial encounter	Other closed skull fracture with subarachnoid, subdural, and extradural hemorrhage, with concussion, unspecified
S0291XA	80330	Unspecified fracture of skull, initial encounter for closed fracture	Other closed skull fracture with other and unspecified intracranial hemorrhage, unspecified state of unconsciousness
S06369A	80330	Traumatic hemorrhage of cerebrum, unspecified, with loss of consciousness of unspecified duration, initial encounter	Other closed skull fracture with other and unspecified intracranial hemorrhage, unspecified state of unconsciousness
S0291XA	80331	Unspecified fracture of skull, initial encounter for closed fracture	Other closed skull fracture with other and unspecified intracranial hemorrhage, with no loss of consciousness
S06360A	80331	Traumatic hemorrhage of cerebrum, unspecified, without loss of consciousness, initial encounter	Other closed skull fracture with other and unspecified intracranial hemorrhage, with no loss of consciousness
S0291XA	80332	Unspecified fracture of skull, initial encounter for closed fracture	Other closed skull fracture with other and unspecified intracranial hemorrhage, with brief [less than one hour] loss of consciousness
S06361A	80332	Traumatic hemorrhage of cerebrum, unspecified, with loss of consciousness of 30 minutes or less, initial encounter	Other closed skull fracture with other and unspecified intracranial hemorrhage, with brief [less than one hour] loss of consciousness
S06362A	80332	Traumatic hemorrhage of cerebrum, unspecified, with loss of consciousness of 31 minutes to 59 minutes, initial encounter	Other closed skull fracture with other and unspecified intracranial hemorrhage, with brief [less than one hour] loss of consciousness
S0291XA	80333	Unspecified fracture of skull, initial encounter for closed fracture	Other closed skull fracture with other and unspecified intracranial hemorrhage, with moderate [1-24 hours] loss of consciousness
S06363A	80333	Traumatic hemorrhage of cerebrum, unspecified, with loss of consciousness of 1 hours to 5 hours 59 minutes, initial encounter	Other closed skull fracture with other and unspecified intracranial hemorrhage, with moderate [1-24 hours] loss of consciousness
S06364A	80333	Traumatic hemorrhage of cerebrum, unspecified, with loss of consciousness of 6 hours to 24 hours, initial encounter	Other closed skull fracture with other and unspecified intracranial hemorrhage, with moderate [1-24 hours] loss of consciousness
S0291XA	80334	Unspecified fracture of skull, initial encounter for closed fracture	Other closed skull fracture with other and unspecified intracranial hemorrhage, with prolonged [more than 24 hours] loss of consciousness and return to pre-existing conscious level
S06365A	80334	Traumatic hemorrhage of cerebrum, unspecified, with loss of consciousness greater than 24 hours with return to pre-existing conscious level, initial encounter	Other closed skull fracture with other and unspecified intracranial hemorrhage, with prolonged [more than 24 hours] loss of consciousness and return to pre-existing conscious level
S0291XA	80335	Unspecified fracture of skull, initial encounter for closed fracture	Other closed skull fracture with other and unspecified intracranial hemorrhage, with prolonged [more than 24 hours] loss of consciousness, without return to pre-existing conscious level
S06366A	80335	Traumatic hemorrhage of cerebrum, unspecified, with loss of consciousness greater than 24 hours without return to pre-existing conscious level with patient surviving, initial encounter	Other closed skull fracture with other and unspecified intracranial hemorrhage, with prolonged [more than 24 hours] loss of consciousness, without return to pre-existing conscious level
S06367A	80335	Traumatic hemorrhage of cerebrum, unspecified, with loss of consciousness of any duration with death due to brain injury prior to regaining consciousness, initial encounter	Other closed skull fracture with other and unspecified intracranial hemorrhage, with prolonged [more than 24 hours] loss of consciousness, without return to pre-existing conscious level

Appendix A
Frailty markers

S06368A	80335	Traumatic hemorrhage of cerebrum, unspecified, with loss of consciousness of any duration with death due to other cause prior to regaining consciousness, initial encounter	Other closed skull fracture with other and unspecified intracranial hemorrhage, with prolonged [more than 24 hours] loss of consciousness, without return to pre-existing conscious level
S0291XA	80336	Unspecified fracture of skull, initial encounter for closed fracture	Other closed skull fracture with other and unspecified intracranial hemorrhage, with loss of consciousness of unspecified duration
S06369A	80336	Traumatic hemorrhage of cerebrum, unspecified, with loss of consciousness of unspecified duration, initial encounter	Other closed skull fracture with other and unspecified intracranial hemorrhage, with loss of consciousness of unspecified duration
S0291XA	80339	Unspecified fracture of skull, initial encounter for closed fracture	Other closed skull fracture with other and unspecified intracranial hemorrhage, with concussion, unspecified
S06360A	80339	Traumatic hemorrhage of cerebrum, unspecified, without loss of consciousness, initial encounter	Other closed skull fracture with other and unspecified intracranial hemorrhage, with concussion, unspecified
S0291XA	80340	Unspecified fracture of skull, initial encounter for closed fracture	Other closed skull fracture with intracranial injury of other and unspecified nature, unspecified state of consciousness
S06890A	80340	Other specified intracranial injury without loss of consciousness, initial encounter	Other closed skull fracture with intracranial injury of other and unspecified nature, unspecified state of consciousness
S069X0A	80340	Unspecified intracranial injury without loss of consciousness, initial encounter	Other closed skull fracture with intracranial injury of other and unspecified nature, unspecified state of consciousness
S0291XA	80341	Unspecified fracture of skull, initial encounter for closed fracture	Other closed skull fracture with intracranial injury of other and unspecified nature, with no loss of consciousness
S06890A	80341	Other specified intracranial injury without loss of consciousness, initial encounter	Other closed skull fracture with intracranial injury of other and unspecified nature, with no loss of consciousness
S069X0A	80341	Unspecified intracranial injury without loss of consciousness, initial encounter	Other closed skull fracture with intracranial injury of other and unspecified nature, with no loss of consciousness
S0291XA	80342	Unspecified fracture of skull, initial encounter for closed fracture	Other closed skull fracture with intracranial injury of other and unspecified nature, with brief [less than one hour] loss of consciousness
S06891A	80342	Other specified intracranial injury with loss of consciousness of 30 minutes or less, initial encounter	Other closed skull fracture with intracranial injury of other and unspecified nature, with brief [less than one hour] loss of consciousness
S06892A	80342	Other specified intracranial injury with loss of consciousness of 31 minutes to 59 minutes, initial encounter	Other closed skull fracture with intracranial injury of other and unspecified nature, with brief [less than one hour] loss of consciousness
S069X1A	80342	Unspecified intracranial injury with loss of consciousness of 30 minutes or less, initial encounter	Other closed skull fracture with intracranial injury of other and unspecified nature, with brief [less than one hour] loss of consciousness
S069X2A	80342	Unspecified intracranial injury with loss of consciousness of 31 minutes to 59 minutes, initial encounter	Other closed skull fracture with intracranial injury of other and unspecified nature, with brief [less than one hour] loss of consciousness
S0291XA	80343	Unspecified fracture of skull, initial encounter for closed fracture	Other closed skull fracture with intracranial injury of other and unspecified nature, with moderate [1-24 hours] loss of consciousness
S06893A	80343	Other specified intracranial injury with loss of consciousness of 1 hour to 5 hours 59 minutes, initial encounter	Other closed skull fracture with intracranial injury of other and unspecified nature, with moderate [1-24 hours] loss of consciousness
S06894A	80343	Other specified intracranial injury with loss of consciousness of 6 hours to 24 hours, initial encounter	Other closed skull fracture with intracranial injury of other and unspecified nature, with moderate [1-24 hours] loss of consciousness
S069X3A	80343	Unspecified intracranial injury with loss of consciousness of 1 hour to 5 hours 59 minutes, initial encounter	Other closed skull fracture with intracranial injury of other and unspecified nature, with moderate [1-24 hours] loss of consciousness
S069X4A	80343	Unspecified intracranial injury with loss of consciousness of 6 hours to 24 hours, initial encounter	Other closed skull fracture with intracranial injury of other and unspecified nature, with moderate [1-24 hours] loss of consciousness
S0291XA	80344	Unspecified fracture of skull, initial encounter for closed fracture	Other closed skull fracture with intracranial injury of other and unspecified nature, with prolonged [more than 24 hours] loss of consciousness and return to pre-existing conscious level

Appendix A
Frailty markers

S06895A	80344	Other specified intracranial injury with loss of consciousness greater than 24 hours with return to pre-existing conscious level, initial encounter	Other closed skull fracture with intracranial injury of other and unspecified nature, with prolonged [more than 24 hours] loss of consciousness and return to pre-existing conscious level
S069X5A	80344	Unspecified intracranial injury with loss of consciousness greater than 24 hours with return to pre-existing conscious level, initial encounter	Other closed skull fracture with intracranial injury of other and unspecified nature, with prolonged [more than 24 hours] loss of consciousness and return to pre-existing conscious level
S0291XA	80345	Unspecified fracture of skull, initial encounter for closed fracture	Other closed skull fracture with intracranial injury of other and unspecified nature, with prolonged [more than 24 hours] loss of consciousness, without return to pre-existing conscious level
S06896A	80345	Other specified intracranial injury with loss of consciousness greater than 24 hours without return to pre-existing conscious level with patient surviving, initial encounter	Other closed skull fracture with intracranial injury of other and unspecified nature, with prolonged [more than 24 hours] loss of consciousness, without return to pre-existing conscious level
S06897A	80345	Other specified intracranial injury with loss of consciousness of any duration with death due to brain injury prior to regaining consciousness, initial encounter	Other closed skull fracture with intracranial injury of other and unspecified nature, with prolonged [more than 24 hours] loss of consciousness, without return to pre-existing conscious level
S06898A	80345	Other specified intracranial injury with loss of consciousness of any duration with death due to other cause prior to regaining consciousness, initial encounter	Other closed skull fracture with intracranial injury of other and unspecified nature, with prolonged [more than 24 hours] loss of consciousness, without return to pre-existing conscious level
S069X6A	80345	Unspecified intracranial injury with loss of consciousness greater than 24 hours without return to pre-existing conscious level with patient surviving, initial encounter	Other closed skull fracture with intracranial injury of other and unspecified nature, with prolonged [more than 24 hours] loss of consciousness, without return to pre-existing conscious level
S069X7A	80345	Unspecified intracranial injury with loss of consciousness of any duration with death due to brain injury prior to regaining consciousness, initial encounter	Other closed skull fracture with intracranial injury of other and unspecified nature, with prolonged [more than 24 hours] loss of consciousness, without return to pre-existing conscious level
S069X8A	80345	Unspecified intracranial injury with loss of consciousness of any duration with death due to other cause prior to regaining consciousness, initial encounter	Other closed skull fracture with intracranial injury of other and unspecified nature, with prolonged [more than 24 hours] loss of consciousness, without return to pre-existing conscious level
S0291XA	80346	Unspecified fracture of skull, initial encounter for closed fracture	Other closed skull fracture with intracranial injury of other and unspecified nature, with loss of consciousness of unspecified duration
S06899A	80346	Other specified intracranial injury with loss of consciousness of unspecified duration, initial encounter	Other closed skull fracture with intracranial injury of other and unspecified nature, with loss of consciousness of unspecified duration
S069X9A	80346	Unspecified intracranial injury with loss of consciousness of unspecified duration, initial encounter	Other closed skull fracture with intracranial injury of other and unspecified nature, with loss of consciousness of unspecified duration
S0291XA	80349	Unspecified fracture of skull, initial encounter for closed fracture	Other closed skull fracture with intracranial injury of other and unspecified nature, with concussion, unspecified
S06890A	80349	Other specified intracranial injury without loss of consciousness, initial encounter	Other closed skull fracture with intracranial injury of other and unspecified nature, with concussion, unspecified
S069X0A	80349	Unspecified intracranial injury without loss of consciousness, initial encounter	Other closed skull fracture with intracranial injury of other and unspecified nature, with concussion, unspecified
S0291XB	80351	Unspecified fracture of skull, initial encounter for open fracture	Other open skull fracture without mention of intracranial injury, with no loss of consciousness
S0291XB	80352	Unspecified fracture of skull, initial encounter for open fracture	Other open skull fracture without mention of intracranial injury, with brief [less than one hour] loss of consciousness
S0291XB	80353	Unspecified fracture of skull, initial encounter for open fracture	Other open skull fracture without mention of intracranial injury, with moderate [1-24 hours] loss of consciousness
S0291XB	80354	Unspecified fracture of skull, initial encounter for open fracture	Other open skull fracture without mention of intracranial injury, with prolonged [more than 24 hours] loss of consciousness and return to pre-existing conscious level

Appendix A
Frailty markers

S0291XB	80355	Unspecified fracture of skull, initial encounter for open fracture	Other open skull fracture without mention of intracranial injury, with prolonged [more than 24 hours] loss of consciousness, without return to pre-existing conscious level
S0291XB	80356	Unspecified fracture of skull, initial encounter for open fracture	Other open skull fracture without mention of intracranial injury, with loss of consciousness of unspecified duration
S0291XB	80359	Unspecified fracture of skull, initial encounter for open fracture	Other open skull fracture without mention of intracranial injury, with concussion, unspecified
S0291XB	80360	Unspecified fracture of skull, initial encounter for open fracture	Other open skull fracture with cerebral laceration and contusion, unspecified state of consciousness
S06330A	80360	Contusion and laceration of cerebrum, unspecified, without loss of consciousness, initial encounter	Other open skull fracture with cerebral laceration and contusion, unspecified state of consciousness
S0291XB	80361	Unspecified fracture of skull, initial encounter for open fracture	Other open skull fracture with cerebral laceration and contusion, with no loss of consciousness
S06330A	80361	Contusion and laceration of cerebrum, unspecified, without loss of consciousness, initial encounter	Other open skull fracture with cerebral laceration and contusion, with no loss of consciousness
S0291XB	80362	Unspecified fracture of skull, initial encounter for open fracture	Other open skull fracture with cerebral laceration and contusion, with brief [less than one hour] loss of consciousness
S06331A	80362	Contusion and laceration of cerebrum, unspecified, with loss of consciousness of 30 minutes or less, initial encounter	Other open skull fracture with cerebral laceration and contusion, with brief [less than one hour] loss of consciousness
S06332A	80362	Contusion and laceration of cerebrum, unspecified, with loss of consciousness of 31 minutes to 59 minutes, initial encounter	Other open skull fracture with cerebral laceration and contusion, with brief [less than one hour] loss of consciousness
S0291XB	80363	Unspecified fracture of skull, initial encounter for open fracture	Other open skull fracture with cerebral laceration and contusion, with moderate [1-24 hours] loss of consciousness
S06333A	80363	Contusion and laceration of cerebrum, unspecified, with loss of consciousness of 1 hour to 5 hours 59 minutes, initial encounter	Other open skull fracture with cerebral laceration and contusion, with moderate [1-24 hours] loss of consciousness
S06334A	80363	Contusion and laceration of cerebrum, unspecified, with loss of consciousness of 6 hours to 24 hours, initial encounter	Other open skull fracture with cerebral laceration and contusion, with moderate [1-24 hours] loss of consciousness
S0291XB	80364	Unspecified fracture of skull, initial encounter for open fracture	Other open skull fracture with cerebral laceration and contusion, with prolonged [more than 24 hours] loss of consciousness and return to pre-existing conscious level
S06335A	80364	Contusion and laceration of cerebrum, unspecified, with loss of consciousness greater than 24 hours with return to pre-existing conscious level, initial encounter	Other open skull fracture with cerebral laceration and contusion, with prolonged [more than 24 hours] loss of consciousness and return to pre-existing conscious level
S0291XB	80365	Unspecified fracture of skull, initial encounter for open fracture	Other open skull fracture with cerebral laceration and contusion, with prolonged [more than 24 hours] loss of consciousness, without return to pre-existing conscious level
S06336A	80365	Contusion and laceration of cerebrum, unspecified, with loss of consciousness greater than 24 hours without return to pre-existing conscious level with patient surviving, initial encounter	Other open skull fracture with cerebral laceration and contusion, with prolonged [more than 24 hours] loss of consciousness, without return to pre-existing conscious level
S06337A	80365	Contusion and laceration of cerebrum, unspecified, with loss of consciousness of any duration with death due to brain injury prior to regaining consciousness, initial encounter	Other open skull fracture with cerebral laceration and contusion, with prolonged [more than 24 hours] loss of consciousness, without return to pre-existing conscious level
S06338A	80365	Contusion and laceration of cerebrum, unspecified, with loss of consciousness of any duration with death due to other cause prior to regaining consciousness, initial encounter	Other open skull fracture with cerebral laceration and contusion, with prolonged [more than 24 hours] loss of consciousness, without return to pre-existing conscious level
S0291XB	80366	Unspecified fracture of skull, initial encounter for open fracture	Other open skull fracture with cerebral laceration and contusion, with loss of consciousness of unspecified duration
S06339A	80366	Contusion and laceration of cerebrum, unspecified, with loss of consciousness of unspecified duration, initial encounter	Other open skull fracture with cerebral laceration and contusion, with loss of consciousness of unspecified duration
S0291XB	80369	Unspecified fracture of skull, initial encounter for open fracture	Other open skull fracture with cerebral laceration and contusion, with concussion, unspecified

Appendix A
Frailty markers

S06330A	80369	Contusion and laceration of cerebrum, unspecified, without loss of consciousness, initial encounter	Other open skull fracture with cerebral laceration and contusion, with concussion, unspecified
S0291XB	80370	Unspecified fracture of skull, initial encounter for open fracture	Other open skull fracture with subarachnoid, subdural, and extradural hemorrhage, unspecified state of consciousness
S064X0A	80370	Epidural hemorrhage without loss of consciousness, initial encounter	Other open skull fracture with subarachnoid, subdural, and extradural hemorrhage, unspecified state of consciousness
S065X0A	80370	Traumatic subdural hemorrhage without loss of consciousness, initial encounter	Other open skull fracture with subarachnoid, subdural, and extradural hemorrhage, unspecified state of consciousness
S066X0A	80370	Traumatic subarachnoid hemorrhage without loss of consciousness, initial encounter	Other open skull fracture with subarachnoid, subdural, and extradural hemorrhage, unspecified state of consciousness
S0291XB	80371	Unspecified fracture of skull, initial encounter for open fracture	Other open skull fracture with subarachnoid, subdural, and extradural hemorrhage, with no loss of consciousness
S064X0A	80371	Epidural hemorrhage without loss of consciousness, initial encounter	Other open skull fracture with subarachnoid, subdural, and extradural hemorrhage, with no loss of consciousness
S065X0A	80371	Traumatic subdural hemorrhage without loss of consciousness, initial encounter	Other open skull fracture with subarachnoid, subdural, and extradural hemorrhage, with no loss of consciousness
S066X0A	80371	Traumatic subarachnoid hemorrhage without loss of consciousness, initial encounter	Other open skull fracture with subarachnoid, subdural, and extradural hemorrhage, with no loss of consciousness
S0291XB	80372	Unspecified fracture of skull, initial encounter for open fracture	Other open skull fracture with subarachnoid, subdural, and extradural hemorrhage, with brief [less than one hour] loss of consciousness
S064X1A	80372	Epidural hemorrhage with loss of consciousness of 30 minutes or less, initial encounter	Other open skull fracture with subarachnoid, subdural, and extradural hemorrhage, with brief [less than one hour] loss of consciousness
S064X2A	80372	Epidural hemorrhage with loss of consciousness of 31 minutes to 59 minutes, initial encounter	Other open skull fracture with subarachnoid, subdural, and extradural hemorrhage, with brief [less than one hour] loss of consciousness
S065X1A	80372	Traumatic subdural hemorrhage with loss of consciousness of 30 minutes or less, initial encounter	Other open skull fracture with subarachnoid, subdural, and extradural hemorrhage, with brief [less than one hour] loss of consciousness
S065X2A	80372	Traumatic subdural hemorrhage with loss of consciousness of 31 minutes to 59 minutes, initial encounter	Other open skull fracture with subarachnoid, subdural, and extradural hemorrhage, with brief [less than one hour] loss of consciousness
S066X1A	80372	Traumatic subarachnoid hemorrhage with loss of consciousness of 30 minutes or less, initial encounter	Other open skull fracture with subarachnoid, subdural, and extradural hemorrhage, with brief [less than one hour] loss of consciousness
S066X2A	80372	Traumatic subarachnoid hemorrhage with loss of consciousness of 31 minutes to 59 minutes, initial encounter	Other open skull fracture with subarachnoid, subdural, and extradural hemorrhage, with brief [less than one hour] loss of consciousness
S0291XB	80373	Unspecified fracture of skull, initial encounter for open fracture	Other open skull fracture with subarachnoid, subdural, and extradural hemorrhage, with moderate [1-24 hours] loss of consciousness
S064X3A	80373	Epidural hemorrhage with loss of consciousness of 1 hour to 5 hours 59 minutes, initial encounter	Other open skull fracture with subarachnoid, subdural, and extradural hemorrhage, with moderate [1-24 hours] loss of consciousness
S064X4A	80373	Epidural hemorrhage with loss of consciousness of 6 hours to 24 hours, initial encounter	Other open skull fracture with subarachnoid, subdural, and extradural hemorrhage, with moderate [1-24 hours] loss of consciousness
S065X3A	80373	Traumatic subdural hemorrhage with loss of consciousness of 1 hour to 5 hours 59 minutes, initial encounter	Other open skull fracture with subarachnoid, subdural, and extradural hemorrhage, with moderate [1-24 hours] loss of consciousness
S065X4A	80373	Traumatic subdural hemorrhage with loss of consciousness of 6 hours to 24 hours, initial encounter	Other open skull fracture with subarachnoid, subdural, and extradural hemorrhage, with moderate [1-24 hours] loss of consciousness
S066X3A	80373	Traumatic subarachnoid hemorrhage with loss of consciousness of 1 hour to 5 hours 59 minutes, initial encounter	Other open skull fracture with subarachnoid, subdural, and extradural hemorrhage, with moderate [1-24 hours] loss of consciousness
S066X4A	80373	Traumatic subarachnoid hemorrhage with loss of consciousness of 6 hours to 24 hours, initial encounter	Other open skull fracture with subarachnoid, subdural, and extradural hemorrhage, with moderate [1-24 hours] loss of consciousness

Appendix A
Frailty markers

S0291XB	80374	Unspecified fracture of skull, initial encounter for open fracture	Other open skull fracture with subarachnoid, subdural, and extradural hemorrhage, with prolonged [more than 24 hours] loss of consciousness and return to pre-existing conscious level
S064X5A	80374	Epidural hemorrhage with loss of consciousness greater than 24 hours with return to pre-existing conscious level, initial encounter	Other open skull fracture with subarachnoid, subdural, and extradural hemorrhage, with prolonged [more than 24 hours] loss of consciousness and return to pre-existing conscious level
S065X5A	80374	Traumatic subdural hemorrhage with loss of consciousness greater than 24 hours with return to pre-existing conscious level, initial encounter	Other open skull fracture with subarachnoid, subdural, and extradural hemorrhage, with prolonged [more than 24 hours] loss of consciousness and return to pre-existing conscious level
S066X5A	80374	Traumatic subarachnoid hemorrhage with loss of consciousness greater than 24 hours with return to pre-existing conscious level, initial encounter	Other open skull fracture with subarachnoid, subdural, and extradural hemorrhage, with prolonged [more than 24 hours] loss of consciousness and return to pre-existing conscious level
S0291XB	80375	Unspecified fracture of skull, initial encounter for open fracture	Other open skull fracture with subarachnoid, subdural, and extradural hemorrhage, with prolonged [more than 24 hours] loss of consciousness, without return to pre-existing conscious level
S064X6A	80375	Epidural hemorrhage with loss of consciousness greater than 24 hours without return to pre-existing conscious level with patient surviving, initial encounter	Other open skull fracture with subarachnoid, subdural, and extradural hemorrhage, with prolonged [more than 24 hours] loss of consciousness, without return to pre-existing conscious level
S064X7A	80375	Epidural hemorrhage with loss of consciousness of any duration with death due to brain injury prior to regaining consciousness, initial encounter	Other open skull fracture with subarachnoid, subdural, and extradural hemorrhage, with prolonged [more than 24 hours] loss of consciousness, without return to pre-existing conscious level
S064X8A	80375	Epidural hemorrhage with loss of consciousness of any duration with death due to other causes prior to regaining consciousness, initial encounter	Other open skull fracture with subarachnoid, subdural, and extradural hemorrhage, with prolonged [more than 24 hours] loss of consciousness, without return to pre-existing conscious level
S065X6A	80375	Traumatic subdural hemorrhage with loss of consciousness greater than 24 hours without return to pre-existing conscious level with patient surviving, initial encounter	Other open skull fracture with subarachnoid, subdural, and extradural hemorrhage, with prolonged [more than 24 hours] loss of consciousness, without return to pre-existing conscious level
S065X7A	80375	Traumatic subdural hemorrhage with loss of consciousness of any duration with death due to brain injury before regaining consciousness, initial encounter	Other open skull fracture with subarachnoid, subdural, and extradural hemorrhage, with prolonged [more than 24 hours] loss of consciousness, without return to pre-existing conscious level
S065X8A	80375	Traumatic subdural hemorrhage with loss of consciousness of any duration with death due to other cause before regaining consciousness, initial encounter	Other open skull fracture with subarachnoid, subdural, and extradural hemorrhage, with prolonged [more than 24 hours] loss of consciousness, without return to pre-existing conscious level
S066X6A	80375	Traumatic subarachnoid hemorrhage with loss of consciousness greater than 24 hours without return to pre-existing conscious level with patient surviving, initial encounter	Other open skull fracture with subarachnoid, subdural, and extradural hemorrhage, with prolonged [more than 24 hours] loss of consciousness, without return to pre-existing conscious level
S066X7A	80375	Traumatic subarachnoid hemorrhage with loss of consciousness of any duration with death due to brain injury prior to regaining consciousness, initial encounter	Other open skull fracture with subarachnoid, subdural, and extradural hemorrhage, with prolonged [more than 24 hours] loss of consciousness, without return to pre-existing conscious level
S066X8A	80375	Traumatic subarachnoid hemorrhage with loss of consciousness of any duration with death due to other cause prior to regaining consciousness, initial encounter	Other open skull fracture with subarachnoid, subdural, and extradural hemorrhage, with prolonged [more than 24 hours] loss of consciousness, without return to pre-existing conscious level
S0291XB	80376	Unspecified fracture of skull, initial encounter for open fracture	Other open skull fracture with subarachnoid, subdural, and extradural hemorrhage, with loss of consciousness of unspecified duration
S064X9A	80376	Epidural hemorrhage with loss of consciousness of unspecified duration, initial encounter	Other open skull fracture with subarachnoid, subdural, and extradural hemorrhage, with loss of consciousness of unspecified duration

Appendix A
Frailty markers

S065X9A	80376	Traumatic subdural hemorrhage with loss of consciousness of unspecified duration, initial encounter	Other open skull fracture with subarachnoid, subdural, and extradural hemorrhage, with loss of consciousness of unspecified duration
S066X9A	80376	Traumatic subarachnoid hemorrhage with loss of consciousness of unspecified duration, initial encounter	Other open skull fracture with subarachnoid, subdural, and extradural hemorrhage, with loss of consciousness of unspecified duration
S0291XB	80379	Unspecified fracture of skull, initial encounter for open fracture	Other open skull fracture with subarachnoid, subdural, and extradural hemorrhage, with concussion, unspecified
S064X0A	80379	Epidural hemorrhage without loss of consciousness, initial encounter	Other open skull fracture with subarachnoid, subdural, and extradural hemorrhage, with concussion, unspecified
S065X0A	80379	Traumatic subdural hemorrhage without loss of consciousness, initial encounter	Other open skull fracture with subarachnoid, subdural, and extradural hemorrhage, with concussion, unspecified
S066X0A	80379	Traumatic subarachnoid hemorrhage without loss of consciousness, initial encounter	Other open skull fracture with subarachnoid, subdural, and extradural hemorrhage, with concussion, unspecified
S0291XB	80380	Unspecified fracture of skull, initial encounter for open fracture	Other open skull fracture with other and unspecified intracranial hemorrhage, unspecified state of consciousness
S06360A	80380	Traumatic hemorrhage of cerebrum, unspecified, without loss of consciousness, initial encounter	Other open skull fracture with other and unspecified intracranial hemorrhage, unspecified state of consciousness
S0291XB	80381	Unspecified fracture of skull, initial encounter for open fracture	Other open skull fracture with other and unspecified intracranial hemorrhage, with no loss of consciousness
S06360A	80381	Traumatic hemorrhage of cerebrum, unspecified, without loss of consciousness, initial encounter	Other open skull fracture with other and unspecified intracranial hemorrhage, with no loss of consciousness
S0291XB	80382	Unspecified fracture of skull, initial encounter for open fracture	Other open skull fracture with other and unspecified intracranial hemorrhage, with brief [less than one hour] loss of consciousness
S06361A	80382	Traumatic hemorrhage of cerebrum, unspecified, with loss of consciousness of 30 minutes or less, initial encounter	Other open skull fracture with other and unspecified intracranial hemorrhage, with brief [less than one hour] loss of consciousness
S06362A	80382	Traumatic hemorrhage of cerebrum, unspecified, with loss of consciousness of 31 minutes to 59 minutes, initial encounter	Other open skull fracture with other and unspecified intracranial hemorrhage, with brief [less than one hour] loss of consciousness
S0291XB	80383	Unspecified fracture of skull, initial encounter for open fracture	Other open skull fracture with other and unspecified intracranial hemorrhage, with moderate [1-24 hours] loss of consciousness
S06363A	80383	Traumatic hemorrhage of cerebrum, unspecified, with loss of consciousness of 1 hours to 5 hours 59 minutes, initial encounter	Other open skull fracture with other and unspecified intracranial hemorrhage, with moderate [1-24 hours] loss of consciousness
S06364A	80383	Traumatic hemorrhage of cerebrum, unspecified, with loss of consciousness of 6 hours to 24 hours, initial encounter	Other open skull fracture with other and unspecified intracranial hemorrhage, with moderate [1-24 hours] loss of consciousness
S0291XB	80384	Unspecified fracture of skull, initial encounter for open fracture	Other open skull fracture with other and unspecified intracranial hemorrhage, with prolonged [more than 24 hours] loss of consciousness and return to pre-existing conscious level
S06365A	80384	Traumatic hemorrhage of cerebrum, unspecified, with loss of consciousness greater than 24 hours with return to pre-existing conscious level, initial encounter	Other open skull fracture with other and unspecified intracranial hemorrhage, with prolonged [more than 24 hours] loss of consciousness and return to pre-existing conscious level
S0291XB	80385	Unspecified fracture of skull, initial encounter for open fracture	Other open skull fracture with other and unspecified intracranial hemorrhage, with prolonged [more than 24 hours] loss of consciousness, without return to pre-existing conscious level
S06366A	80385	Traumatic hemorrhage of cerebrum, unspecified, with loss of consciousness greater than 24 hours without return to pre-existing conscious level with patient surviving, initial encounter	Other open skull fracture with other and unspecified intracranial hemorrhage, with prolonged [more than 24 hours] loss of consciousness, without return to pre-existing conscious level
S06367A	80385	Traumatic hemorrhage of cerebrum, unspecified, with loss of consciousness of any duration with death due to brain injury prior to regaining consciousness, initial encounter	Other open skull fracture with other and unspecified intracranial hemorrhage, with prolonged [more than 24 hours] loss of consciousness, without return to pre-existing conscious level

Appendix A
Frailty markers

S06368A	80385	Traumatic hemorrhage of cerebrum, unspecified, with loss of consciousness of any duration with death due to other cause prior to regaining consciousness, initial encounter	Other open skull fracture with other and unspecified intracranial hemorrhage, with prolonged [more than 24 hours] loss of consciousness, without return to pre-existing conscious level
S0291XB	80386	Unspecified fracture of skull, initial encounter for open fracture	Other open skull fracture with other and unspecified intracranial hemorrhage, with loss of consciousness of unspecified duration
S06369A	80386	Traumatic hemorrhage of cerebrum, unspecified, with loss of consciousness of unspecified duration, initial encounter	Other open skull fracture with other and unspecified intracranial hemorrhage, with loss of consciousness of unspecified duration
S0291XB	80389	Unspecified fracture of skull, initial encounter for open fracture	Other open skull fracture with other and unspecified intracranial hemorrhage, with concussion, unspecified
S06360A	80389	Traumatic hemorrhage of cerebrum, unspecified, without loss of consciousness, initial encounter	Other open skull fracture with other and unspecified intracranial hemorrhage, with concussion, unspecified
S0291XB	80390	Unspecified fracture of skull, initial encounter for open fracture	Other open skull fracture with intracranial injury of other and unspecified nature, unspecified state of consciousness
S06890A	80390	Other specified intracranial injury without loss of consciousness, initial encounter	Other open skull fracture with intracranial injury of other and unspecified nature, unspecified state of consciousness
S069X0A	80390	Unspecified intracranial injury without loss of consciousness, initial encounter	Other open skull fracture with intracranial injury of other and unspecified nature, unspecified state of consciousness
S0291XB	80391	Unspecified fracture of skull, initial encounter for open fracture	Other open skull fracture with intracranial injury of other and unspecified nature, with no loss of consciousness
S06890A	80391	Other specified intracranial injury without loss of consciousness, initial encounter	Other open skull fracture with intracranial injury of other and unspecified nature, with no loss of consciousness
S069X0A	80391	Unspecified intracranial injury without loss of consciousness, initial encounter	Other open skull fracture with intracranial injury of other and unspecified nature, with no loss of consciousness
S0291XB	80392	Unspecified fracture of skull, initial encounter for open fracture	Other open skull fracture with intracranial injury of other and unspecified nature, with brief [less than one hour] loss of consciousness
S06891A	80392	Other specified intracranial injury with loss of consciousness of 30 minutes or less, initial encounter	Other open skull fracture with intracranial injury of other and unspecified nature, with brief [less than one hour] loss of consciousness
S06892A	80392	Other specified intracranial injury with loss of consciousness of 31 minutes to 59 minutes, initial encounter	Other open skull fracture with intracranial injury of other and unspecified nature, with brief [less than one hour] loss of consciousness
S069X1A	80392	Unspecified intracranial injury with loss of consciousness of 30 minutes or less, initial encounter	Other open skull fracture with intracranial injury of other and unspecified nature, with brief [less than one hour] loss of consciousness
S069X2A	80392	Unspecified intracranial injury with loss of consciousness of 31 minutes to 59 minutes, initial encounter	Other open skull fracture with intracranial injury of other and unspecified nature, with brief [less than one hour] loss of consciousness
S0291XB	80393	Unspecified fracture of skull, initial encounter for open fracture	Other open skull fracture with intracranial injury of other and unspecified nature, with moderate [1-24 hours] loss of consciousness
S06893A	80393	Other specified intracranial injury with loss of consciousness of 1 hour to 5 hours 59 minutes, initial encounter	Other open skull fracture with intracranial injury of other and unspecified nature, with moderate [1-24 hours] loss of consciousness
S06894A	80393	Other specified intracranial injury with loss of consciousness of 6 hours to 24 hours, initial encounter	Other open skull fracture with intracranial injury of other and unspecified nature, with moderate [1-24 hours] loss of consciousness
S069X3A	80393	Unspecified intracranial injury with loss of consciousness of 1 hour to 5 hours 59 minutes, initial encounter	Other open skull fracture with intracranial injury of other and unspecified nature, with moderate [1-24 hours] loss of consciousness
S069X4A	80393	Unspecified intracranial injury with loss of consciousness of 6 hours to 24 hours, initial encounter	Other open skull fracture with intracranial injury of other and unspecified nature, with moderate [1-24 hours] loss of consciousness
S0291XB	80394	Unspecified fracture of skull, initial encounter for open fracture	Other open skull fracture with intracranial injury of other and unspecified nature, with prolonged [more than 24 hours] loss of consciousness and return to pre-existing conscious level

Appendix A
Frailty markers

S06895A	80394	Other specified intracranial injury with loss of consciousness greater than 24 hours with return to pre-existing conscious level, initial encounter	Other open skull fracture with intracranial injury of other and unspecified nature, with prolonged [more than 24 hours] loss of consciousness and return to pre-existing conscious level
S069X5A	80394	Unspecified intracranial injury with loss of consciousness greater than 24 hours with return to pre-existing conscious level, initial encounter	Other open skull fracture with intracranial injury of other and unspecified nature, with prolonged [more than 24 hours] loss of consciousness and return to pre-existing conscious level
S0291XB	80395	Unspecified fracture of skull, initial encounter for open fracture	Other open skull fracture with intracranial injury of other and unspecified nature, with prolonged [more than 24 hours] loss of consciousness, without return to pre-existing conscious level
S06896A	80395	Other specified intracranial injury with loss of consciousness greater than 24 hours without return to pre-existing conscious level with patient surviving, initial encounter	Other open skull fracture with intracranial injury of other and unspecified nature, with prolonged [more than 24 hours] loss of consciousness, without return to pre-existing conscious level
S06897A	80395	Other specified intracranial injury with loss of consciousness of any duration with death due to brain injury prior to regaining consciousness, initial encounter	Other open skull fracture with intracranial injury of other and unspecified nature, with prolonged [more than 24 hours] loss of consciousness, without return to pre-existing conscious level
S06898A	80395	Other specified intracranial injury with loss of consciousness of any duration with death due to other cause prior to regaining consciousness, initial encounter	Other open skull fracture with intracranial injury of other and unspecified nature, with prolonged [more than 24 hours] loss of consciousness, without return to pre-existing conscious level
S069X6A	80395	Unspecified intracranial injury with loss of consciousness greater than 24 hours without return to pre-existing conscious level with patient surviving, initial encounter	Other open skull fracture with intracranial injury of other and unspecified nature, with prolonged [more than 24 hours] loss of consciousness, without return to pre-existing conscious level
S069X7A	80395	Unspecified intracranial injury with loss of consciousness of any duration with death due to brain injury prior to regaining consciousness, initial encounter	Other open skull fracture with intracranial injury of other and unspecified nature, with prolonged [more than 24 hours] loss of consciousness, without return to pre-existing conscious level
S069X8A	80395	Unspecified intracranial injury with loss of consciousness of any duration with death due to other cause prior to regaining consciousness, initial encounter	Other open skull fracture with intracranial injury of other and unspecified nature, with prolonged [more than 24 hours] loss of consciousness, without return to pre-existing conscious level
S0291XB	80396	Unspecified fracture of skull, initial encounter for open fracture	Other open skull fracture with intracranial injury of other and unspecified nature, with loss of consciousness of unspecified duration
S06899A	80396	Other specified intracranial injury with loss of consciousness of unspecified duration, initial encounter	Other open skull fracture with intracranial injury of other and unspecified nature, with loss of consciousness of unspecified duration
S069X9A	80396	Unspecified intracranial injury with loss of consciousness of unspecified duration, initial encounter	Other open skull fracture with intracranial injury of other and unspecified nature, with loss of consciousness of unspecified duration
S0291XB	80399	Unspecified fracture of skull, initial encounter for open fracture	Other open skull fracture with intracranial injury of other and unspecified nature, with concussion, unspecified
S06890A	80399	Other specified intracranial injury without loss of consciousness, initial encounter	Other open skull fracture with intracranial injury of other and unspecified nature, with concussion, unspecified
S069X0A	80399	Unspecified intracranial injury without loss of consciousness, initial encounter	Other open skull fracture with intracranial injury of other and unspecified nature, with concussion, unspecified
S0291XA	80400	Unspecified fracture of skull, initial encounter for closed fracture	Closed fractures involving skull or face with other bones, without mention of intracranial injury, unspecified state of consciousness
S0291XA	80401	Unspecified fracture of skull, initial encounter for closed fracture	Closed fractures involving skull or face with other bones, without mention of intracranial injury, with no loss of consciousness
S0291XA	80402	Unspecified fracture of skull, initial encounter for closed fracture	Closed fractures involving skull or face with other bones, without mention of intracranial injury, with brief [less than one hour] loss of consciousness

Appendix A
Frailty markers

S0291XA	80403	Unspecified fracture of skull, initial encounter for closed fracture	Closed fractures involving skull or face with other bones, without mention of intracranial injury, with moderate [1-24 hours] loss of consciousness
S0291XA	80404	Unspecified fracture of skull, initial encounter for closed fracture	Closed fractures involving skull or face with other bones, without mention or intracranial injury, with prolonged [more than 24 hours] loss of consciousness and return to pre-existing conscious level
S0291XA	80405	Unspecified fracture of skull, initial encounter for closed fracture	Closed fractures involving skull of face with other bones, without mention of intracranial injury, with prolonged [more than 24 hours] loss of consciousness, without return to pre-existing conscious level
S0291XA	80406	Unspecified fracture of skull, initial encounter for closed fracture	Closed fractures involving skull of face with other bones, without mention of intracranial injury, with loss of consciousness of unspecified duration
S0291XA	80409	Unspecified fracture of skull, initial encounter for closed fracture	Closed fractures involving skull of face with other bones, without mention of intracranial injury, with concussion, unspecified
S0291XA	80410	Unspecified fracture of skull, initial encounter for closed fracture	Closed fractures involving skull or face with other bones, with cerebral laceration and contusion, unspecified state of consciousness
S06330A	80410	Contusion and laceration of cerebrum, unspecified, without loss of consciousness, initial encounter	Closed fractures involving skull or face with other bones, with cerebral laceration and contusion, unspecified state of consciousness
S0291XA	80411	Unspecified fracture of skull, initial encounter for closed fracture	Closed fractures involving skull or face with other bones, with cerebral laceration and contusion, with no loss of consciousness
S06330A	80411	Contusion and laceration of cerebrum, unspecified, without loss of consciousness, initial encounter	Closed fractures involving skull or face with other bones, with cerebral laceration and contusion, with no loss of consciousness
S0291XA	80412	Unspecified fracture of skull, initial encounter for closed fracture	Closed fractures involving skull or face with other bones, with cerebral laceration and contusion, with brief [less than one hour] loss of consciousness
S06331A	80412	Contusion and laceration of cerebrum, unspecified, with loss of consciousness of 30 minutes or less, initial encounter	Closed fractures involving skull or face with other bones, with cerebral laceration and contusion, with brief [less than one hour] loss of consciousness
S06332A	80412	Contusion and laceration of cerebrum, unspecified, with loss of consciousness of 31 minutes to 59 minutes, initial encounter	Closed fractures involving skull or face with other bones, with cerebral laceration and contusion, with brief [less than one hour] loss of consciousness
S0291XA	80413	Unspecified fracture of skull, initial encounter for closed fracture	Closed fractures involving skull or face with other bones, with cerebral laceration and contusion, with moderate [1-24 hours] loss of consciousness
S06333A	80413	Contusion and laceration of cerebrum, unspecified, with loss of consciousness of 1 hour to 5 hours 59 minutes, initial encounter	Closed fractures involving skull or face with other bones, with cerebral laceration and contusion, with moderate [1-24 hours] loss of consciousness
S06334A	80413	Contusion and laceration of cerebrum, unspecified, with loss of consciousness of 6 hours to 24 hours, initial encounter	Closed fractures involving skull or face with other bones, with cerebral laceration and contusion, with moderate [1-24 hours] loss of consciousness
S0291XA	80414	Unspecified fracture of skull, initial encounter for closed fracture	Closed fractures involving skull or face with other bones, with cerebral laceration and contusion, with prolonged [more than 24 hours] loss of consciousness and return to pre-existing conscious level
S06335A	80414	Contusion and laceration of cerebrum, unspecified, with loss of consciousness greater than 24 hours with return to pre-existing conscious level, initial encounter	Closed fractures involving skull or face with other bones, with cerebral laceration and contusion, with prolonged [more than 24 hours] loss of consciousness and return to pre-existing conscious level
S0291XA	80415	Unspecified fracture of skull, initial encounter for closed fracture	Closed fractures involving skull or face with other bones, with cerebral laceration and contusion, with prolonged [more than 24 hours] loss of consciousness, without return to pre-existing conscious level

Appendix A
Frailty markers

S06336A	80415	Contusion and laceration of cerebrum, unspecified, with loss of consciousness greater than 24 hours without return to pre-existing conscious level with patient surviving, initial encounter	Closed fractures involving skull or face with other bones, with cerebral laceration and contusion, with prolonged [more than 24 hours] loss of consciousness, without return to pre-existing conscious level
S06337A	80415	Contusion and laceration of cerebrum, unspecified, with loss of consciousness of any duration with death due to brain injury prior to regaining consciousness, initial encounter	Closed fractures involving skull or face with other bones, with cerebral laceration and contusion, with prolonged [more than 24 hours] loss of consciousness, without return to pre-existing conscious level
S06338A	80415	Contusion and laceration of cerebrum, unspecified, with loss of consciousness of any duration with death due to other cause prior to regaining consciousness, initial encounter	Closed fractures involving skull or face with other bones, with cerebral laceration and contusion, with prolonged [more than 24 hours] loss of consciousness, without return to pre-existing conscious level
S0291XA	80416	Unspecified fracture of skull, initial encounter for closed fracture	Closed fractures involving skull or face with other bones, with cerebral laceration and contusion, with loss of consciousness of unspecified duration
S06339A	80416	Contusion and laceration of cerebrum, unspecified, with loss of consciousness of unspecified duration, initial encounter	Closed fractures involving skull or face with other bones, with cerebral laceration and contusion, with loss of consciousness of unspecified duration
S0291XA	80419	Unspecified fracture of skull, initial encounter for closed fracture	Closed fractures involving skull or face with other bones, with cerebral laceration and contusion, with concussion, unspecified
S06330A	80419	Contusion and laceration of cerebrum, unspecified, without loss of consciousness, initial encounter	Closed fractures involving skull or face with other bones, with cerebral laceration and contusion, with concussion, unspecified
S0291XA	80420	Unspecified fracture of skull, initial encounter for closed fracture	Closed fractures involving skull or face with other bones with subarachnoid, subdural, and extradural hemorrhage, unspecified state of consciousness
S064X0A	80420	Epidural hemorrhage without loss of consciousness, initial encounter	Closed fractures involving skull or face with other bones with subarachnoid, subdural, and extradural hemorrhage, unspecified state of consciousness
S065X0A	80420	Traumatic subdural hemorrhage without loss of consciousness, initial encounter	Closed fractures involving skull or face with other bones with subarachnoid, subdural, and extradural hemorrhage, unspecified state of consciousness
S066X0A	80420	Traumatic subarachnoid hemorrhage without loss of consciousness, initial encounter	Closed fractures involving skull or face with other bones with subarachnoid, subdural, and extradural hemorrhage, unspecified state of consciousness
S0291XA	80421	Unspecified fracture of skull, initial encounter for closed fracture	Closed fractures involving skull or face with other bones with subarachnoid, subdural, and extradural hemorrhage, with no loss of consciousness
S064X0A	80421	Epidural hemorrhage without loss of consciousness, initial encounter	Closed fractures involving skull or face with other bones with subarachnoid, subdural, and extradural hemorrhage, with no loss of consciousness
S065X0A	80421	Traumatic subdural hemorrhage without loss of consciousness, initial encounter	Closed fractures involving skull or face with other bones with subarachnoid, subdural, and extradural hemorrhage, with no loss of consciousness
S066X0A	80421	Traumatic subarachnoid hemorrhage without loss of consciousness, initial encounter	Closed fractures involving skull or face with other bones with subarachnoid, subdural, and extradural hemorrhage, with no loss of consciousness
S0291XA	80422	Unspecified fracture of skull, initial encounter for closed fracture	Closed fractures involving skull or face with other bones with subarachnoid, subdural, and extradural hemorrhage, with brief [less than one hour] loss of consciousness
S064X1A	80422	Epidural hemorrhage with loss of consciousness of 30 minutes or less, initial encounter	Closed fractures involving skull or face with other bones with subarachnoid, subdural, and extradural hemorrhage, with brief [less than one hour] loss of consciousness
S064X2A	80422	Epidural hemorrhage with loss of consciousness of 31 minutes to 59 minutes, initial encounter	Closed fractures involving skull or face with other bones with subarachnoid, subdural, and extradural hemorrhage, with brief [less than one hour] loss of consciousness
S065X1A	80422	Traumatic subdural hemorrhage with loss of consciousness of 30 minutes or less, initial encounter	Closed fractures involving skull or face with other bones with subarachnoid, subdural, and extradural hemorrhage, with brief [less than one hour] loss of consciousness

Appendix A
Frailty markers

S065X2A	80422	Traumatic subdural hemorrhage with loss of consciousness of 31 minutes to 59 minutes, initial encounter	Closed fractures involving skull or face with other bones with subarachnoid, subdural, and extradural hemorrhage, with brief [less than one hour] loss of consciousness
S066X1A	80422	Traumatic subarachnoid hemorrhage with loss of consciousness of 30 minutes or less, initial encounter	Closed fractures involving skull or face with other bones with subarachnoid, subdural, and extradural hemorrhage, with brief [less than one hour] loss of consciousness
S066X2A	80422	Traumatic subarachnoid hemorrhage with loss of consciousness of 31 minutes to 59 minutes, initial encounter	Closed fractures involving skull or face with other bones with subarachnoid, subdural, and extradural hemorrhage, with brief [less than one hour] loss of consciousness
S0291XA	80423	Unspecified fracture of skull, initial encounter for closed fracture	Closed fractures involving skull or face with other bones with subarachnoid, subdural, and extradural hemorrhage, with moderate [1-24 hours] loss of consciousness
S064X3A	80423	Epidural hemorrhage with loss of consciousness of 1 hour to 5 hours 59 minutes, initial encounter	Closed fractures involving skull or face with other bones with subarachnoid, subdural, and extradural hemorrhage, with moderate [1-24 hours] loss of consciousness
S064X4A	80423	Epidural hemorrhage with loss of consciousness of 6 hours to 24 hours, initial encounter	Closed fractures involving skull or face with other bones with subarachnoid, subdural, and extradural hemorrhage, with moderate [1-24 hours] loss of consciousness
S065X3A	80423	Traumatic subdural hemorrhage with loss of consciousness of 1 hour to 5 hours 59 minutes, initial encounter	Closed fractures involving skull or face with other bones with subarachnoid, subdural, and extradural hemorrhage, with moderate [1-24 hours] loss of consciousness
S065X4A	80423	Traumatic subdural hemorrhage with loss of consciousness of 6 hours to 24 hours, initial encounter	Closed fractures involving skull or face with other bones with subarachnoid, subdural, and extradural hemorrhage, with moderate [1-24 hours] loss of consciousness
S066X3A	80423	Traumatic subarachnoid hemorrhage with loss of consciousness of 1 hour to 5 hours 59 minutes, initial encounter	Closed fractures involving skull or face with other bones with subarachnoid, subdural, and extradural hemorrhage, with moderate [1-24 hours] loss of consciousness
S066X4A	80423	Traumatic subarachnoid hemorrhage with loss of consciousness of 6 hours to 24 hours, initial encounter	Closed fractures involving skull or face with other bones with subarachnoid, subdural, and extradural hemorrhage, with moderate [1-24 hours] loss of consciousness
S0291XA	80424	Unspecified fracture of skull, initial encounter for closed fracture	Closed fractures involving skull or face with other bones with subarachnoid, subdural, and extradural hemorrhage, with prolonged [more than 24 hours] loss of consciousness and return to pre-existing conscious level
S064X5A	80424	Epidural hemorrhage with loss of consciousness greater than 24 hours with return to pre-existing conscious level, initial encounter	Closed fractures involving skull or face with other bones with subarachnoid, subdural, and extradural hemorrhage, with prolonged [more than 24 hours] loss of consciousness and return to pre-existing conscious level
S065X5A	80424	Traumatic subdural hemorrhage with loss of consciousness greater than 24 hours with return to pre-existing conscious level, initial encounter	Closed fractures involving skull or face with other bones with subarachnoid, subdural, and extradural hemorrhage, with prolonged [more than 24 hours] loss of consciousness and return to pre-existing conscious level
S066X5A	80424	Traumatic subarachnoid hemorrhage with loss of consciousness greater than 24 hours with return to pre-existing conscious level, initial encounter	Closed fractures involving skull or face with other bones with subarachnoid, subdural, and extradural hemorrhage, with prolonged [more than 24 hours] loss of consciousness and return to pre-existing conscious level
S0291XA	80425	Unspecified fracture of skull, initial encounter for closed fracture	Closed fractures involving skull or face with other bones with subarachnoid, subdural, and extradural hemorrhage, with prolonged [more than 24 hours] loss of consciousness, without return to pre-existing conscious level
S064X6A	80425	Epidural hemorrhage with loss of consciousness greater than 24 hours without return to pre-existing conscious level with patient surviving, initial encounter	Closed fractures involving skull or face with other bones with subarachnoid, subdural, and extradural hemorrhage, with prolonged [more than 24 hours] loss of consciousness, without return to pre-existing conscious level
S064X7A	80425	Epidural hemorrhage with loss of consciousness of any duration with death due to brain injury prior to regaining consciousness, initial encounter	Closed fractures involving skull or face with other bones with subarachnoid, subdural, and extradural hemorrhage, with prolonged [more than 24 hours] loss of consciousness, without return to pre-existing conscious level
S064X8A	80425	Epidural hemorrhage with loss of consciousness of any duration with death due to other causes prior to regaining consciousness, initial encounter	Closed fractures involving skull or face with other bones with subarachnoid, subdural, and extradural hemorrhage, with prolonged [more than 24 hours] loss of consciousness, without return to pre-existing conscious level

Appendix A
Frailty markers

S065X6A	80425	Traumatic subdural hemorrhage with loss of consciousness greater than 24 hours without return to pre-existing conscious level with patient surviving, initial encounter	Closed fractures involving skull or face with other bones with subarachnoid, subdural, and extradural hemorrhage, with prolonged [more than 24 hours] loss of consciousness, without return to pre-existing conscious level
S065X7A	80425	Traumatic subdural hemorrhage with loss of consciousness of any duration with death due to brain injury before regaining consciousness, initial encounter	Closed fractures involving skull or face with other bones with subarachnoid, subdural, and extradural hemorrhage, with prolonged [more than 24 hours] loss of consciousness, without return to pre-existing conscious level
S065X8A	80425	Traumatic subdural hemorrhage with loss of consciousness of any duration with death due to other cause before regaining consciousness, initial encounter	Closed fractures involving skull or face with other bones with subarachnoid, subdural, and extradural hemorrhage, with prolonged [more than 24 hours] loss of consciousness, without return to pre-existing conscious level
S066X6A	80425	Traumatic subarachnoid hemorrhage with loss of consciousness greater than 24 hours without return to pre-existing conscious level with patient surviving, initial encounter	Closed fractures involving skull or face with other bones with subarachnoid, subdural, and extradural hemorrhage, with prolonged [more than 24 hours] loss of consciousness, without return to pre-existing conscious level
S066X7A	80425	Traumatic subarachnoid hemorrhage with loss of consciousness of any duration with death due to brain injury prior to regaining consciousness, initial encounter	Closed fractures involving skull or face with other bones with subarachnoid, subdural, and extradural hemorrhage, with prolonged [more than 24 hours] loss of consciousness, without return to pre-existing conscious level
S066X8A	80425	Traumatic subarachnoid hemorrhage with loss of consciousness of any duration with death due to other cause prior to regaining consciousness, initial encounter	Closed fractures involving skull or face with other bones with subarachnoid, subdural, and extradural hemorrhage, with prolonged [more than 24 hours] loss of consciousness, without return to pre-existing conscious level
S0291XA	80426	Unspecified fracture of skull, initial encounter for closed fracture	Closed fractures involving skull or face with other bones with subarachnoid, subdural, and extradural hemorrhage, with loss of consciousness of unspecified duration
S064X9A	80426	Epidural hemorrhage with loss of consciousness of unspecified duration, initial encounter	Closed fractures involving skull or face with other bones with subarachnoid, subdural, and extradural hemorrhage, with loss of consciousness of unspecified duration
S065X9A	80426	Traumatic subdural hemorrhage with loss of consciousness of unspecified duration, initial encounter	Closed fractures involving skull or face with other bones with subarachnoid, subdural, and extradural hemorrhage, with loss of consciousness of unspecified duration
S066X9A	80426	Traumatic subarachnoid hemorrhage with loss of consciousness of unspecified duration, initial encounter	Closed fractures involving skull or face with other bones with subarachnoid, subdural, and extradural hemorrhage, with loss of consciousness of unspecified duration
S0291XA	80429	Unspecified fracture of skull, initial encounter for closed fracture	Closed fractures involving skull or face with other bones with subarachnoid, subdural, and extradural hemorrhage, with concussion, unspecified
S064X0A	80429	Epidural hemorrhage without loss of consciousness, initial encounter	Closed fractures involving skull or face with other bones with subarachnoid, subdural, and extradural hemorrhage, with concussion, unspecified
S065X0A	80429	Traumatic subdural hemorrhage without loss of consciousness, initial encounter	Closed fractures involving skull or face with other bones with subarachnoid, subdural, and extradural hemorrhage, with concussion, unspecified
S066X0A	80429	Traumatic subarachnoid hemorrhage without loss of consciousness, initial encounter	Closed fractures involving skull or face with other bones with subarachnoid, subdural, and extradural hemorrhage, with concussion, unspecified
S0291XA	80430	Unspecified fracture of skull, initial encounter for closed fracture	Closed fractures involving skull or face with other bones, with other and unspecified intracranial hemorrhage, unspecified state of consciousness
S06360A	80430	Traumatic hemorrhage of cerebrum, unspecified, without loss of consciousness, initial encounter	Closed fractures involving skull or face with other bones, with other and unspecified intracranial hemorrhage, unspecified state of consciousness
S0291XA	80431	Unspecified fracture of skull, initial encounter for closed fracture	Closed fractures involving skull or face with other bones, with other and unspecified intracranial hemorrhage, with no loss of consciousness
S06360A	80431	Traumatic hemorrhage of cerebrum, unspecified, without loss of consciousness, initial encounter	Closed fractures involving skull or face with other bones, with other and unspecified intracranial hemorrhage, with no loss of consciousness

Appendix A
Frailty markers

S0291XA	80432	Unspecified fracture of skull, initial encounter for closed fracture	Closed fractures involving skull or face with other bones, with other and unspecified intracranial hemorrhage, with brief [less than one hour] loss of consciousness
S06361A	80432	Traumatic hemorrhage of cerebrum, unspecified, with loss of consciousness of 30 minutes or less, initial encounter	Closed fractures involving skull or face with other bones, with other and unspecified intracranial hemorrhage, with brief [less than one hour] loss of consciousness
S06362A	80432	Traumatic hemorrhage of cerebrum, unspecified, with loss of consciousness of 31 minutes to 59 minutes, initial encounter	Closed fractures involving skull or face with other bones, with other and unspecified intracranial hemorrhage, with brief [less than one hour] loss of consciousness
S0291XA	80433	Unspecified fracture of skull, initial encounter for closed fracture	Closed fractures involving skull or face with other bones, with other and unspecified intracranial hemorrhage, with moderate [1-24 hours] loss of consciousness
S06363A	80433	Traumatic hemorrhage of cerebrum, unspecified, with loss of consciousness of 1 hours to 5 hours 59 minutes, initial encounter	Closed fractures involving skull or face with other bones, with other and unspecified intracranial hemorrhage, with moderate [1-24 hours] loss of consciousness
S06364A	80433	Traumatic hemorrhage of cerebrum, unspecified, with loss of consciousness of 6 hours to 24 hours, initial encounter	Closed fractures involving skull or face with other bones, with other and unspecified intracranial hemorrhage, with moderate [1-24 hours] loss of consciousness
S0291XA	80434	Unspecified fracture of skull, initial encounter for closed fracture	Closed fractures involving skull or face with other bones, with other and unspecified intracranial hemorrhage, with prolonged [more than 24 hours] loss of consciousness and return to pre-existing conscious level
S06365A	80434	Traumatic hemorrhage of cerebrum, unspecified, with loss of consciousness greater than 24 hours with return to pre-existing conscious level, initial encounter	Closed fractures involving skull or face with other bones, with other and unspecified intracranial hemorrhage, with prolonged [more than 24 hours] loss of consciousness and return to pre-existing conscious level
S0291XA	80435	Unspecified fracture of skull, initial encounter for closed fracture	Closed fractures involving skull or face with other bones, with other and unspecified intracranial hemorrhage, with prolonged [more than 24 hours] loss of consciousness, without return to pre-existing conscious level
S06366A	80435	Traumatic hemorrhage of cerebrum, unspecified, with loss of consciousness greater than 24 hours without return to pre-existing conscious level with patient surviving, initial encounter	Closed fractures involving skull or face with other bones, with other and unspecified intracranial hemorrhage, with prolonged [more than 24 hours] loss of consciousness, without return to pre-existing conscious level
S06367A	80435	Traumatic hemorrhage of cerebrum, unspecified, with loss of consciousness of any duration with death due to brain injury prior to regaining consciousness, initial encounter	Closed fractures involving skull or face with other bones, with other and unspecified intracranial hemorrhage, with prolonged [more than 24 hours] loss of consciousness, without return to pre-existing conscious level
S06368A	80435	Traumatic hemorrhage of cerebrum, unspecified, with loss of consciousness of any duration with death due to other cause prior to regaining consciousness, initial encounter	Closed fractures involving skull or face with other bones, with other and unspecified intracranial hemorrhage, with prolonged [more than 24 hours] loss of consciousness, without return to pre-existing conscious level
S0291XA	80436	Unspecified fracture of skull, initial encounter for closed fracture	Closed fractures involving skull or face with other bones, with other and unspecified intracranial hemorrhage, with loss of consciousness of unspecified duration
S06369A	80436	Traumatic hemorrhage of cerebrum, unspecified, with loss of consciousness of unspecified duration, initial encounter	Closed fractures involving skull or face with other bones, with other and unspecified intracranial hemorrhage, with loss of consciousness of unspecified duration
S0291XA	80439	Unspecified fracture of skull, initial encounter for closed fracture	Closed fractures involving skull or face with other bones, with other and unspecified intracranial hemorrhage, with concussion, unspecified
S06360A	80439	Traumatic hemorrhage of cerebrum, unspecified, without loss of consciousness, initial encounter	Closed fractures involving skull or face with other bones, with other and unspecified intracranial hemorrhage, with concussion, unspecified
S0291XA	80440	Unspecified fracture of skull, initial encounter for closed fracture	Closed fractures involving skull or face with other bones, with intracranial injury of other and unspecified nature, unspecified state of consciousness
S06890A	80440	Other specified intracranial injury without loss of consciousness, initial encounter	Closed fractures involving skull or face with other bones, with intracranial injury of other and unspecified nature, unspecified state of consciousness

Appendix A
Frailty markers

S069X0A	80440	Unspecified intracranial injury without loss of consciousness, initial encounter	Closed fractures involving skull or face with other bones, with intracranial injury of other and unspecified nature, unspecified state of consciousness
S0291XA	80441	Unspecified fracture of skull, initial encounter for closed fracture	Closed fractures involving skull or face with other bones, with intracranial injury of other and unspecified nature, with no loss of consciousness
S06890A	80441	Other specified intracranial injury without loss of consciousness, initial encounter	Closed fractures involving skull or face with other bones, with intracranial injury of other and unspecified nature, with no loss of consciousness
S069X0A	80441	Unspecified intracranial injury without loss of consciousness, initial encounter	Closed fractures involving skull or face with other bones, with intracranial injury of other and unspecified nature, with no loss of consciousness
S0291XA	80442	Unspecified fracture of skull, initial encounter for closed fracture	Closed fractures involving skull or face with other bones, with intracranial injury of other and unspecified nature, with brief [less than one hour] loss of consciousness
S06891A	80442	Other specified intracranial injury with loss of consciousness of 30 minutes or less, initial encounter	Closed fractures involving skull or face with other bones, with intracranial injury of other and unspecified nature, with brief [less than one hour] loss of consciousness
S06892A	80442	Other specified intracranial injury with loss of consciousness of 31 minutes to 59 minutes, initial encounter	Closed fractures involving skull or face with other bones, with intracranial injury of other and unspecified nature, with brief [less than one hour] loss of consciousness
S069X1A	80442	Unspecified intracranial injury with loss of consciousness of 30 minutes or less, initial encounter	Closed fractures involving skull or face with other bones, with intracranial injury of other and unspecified nature, with brief [less than one hour] loss of consciousness
S069X2A	80442	Unspecified intracranial injury with loss of consciousness of 31 minutes to 59 minutes, initial encounter	Closed fractures involving skull or face with other bones, with intracranial injury of other and unspecified nature, with brief [less than one hour] loss of consciousness
S0291XA	80443	Unspecified fracture of skull, initial encounter for closed fracture	Closed fractures involving skull or face with other bones, with intracranial injury of other and unspecified nature, with moderate [1-24 hours] loss of consciousness
S06893A	80443	Other specified intracranial injury with loss of consciousness of 1 hour to 5 hours 59 minutes, initial encounter	Closed fractures involving skull or face with other bones, with intracranial injury of other and unspecified nature, with moderate [1-24 hours] loss of consciousness
S06894A	80443	Other specified intracranial injury with loss of consciousness of 6 hours to 24 hours, initial encounter	Closed fractures involving skull or face with other bones, with intracranial injury of other and unspecified nature, with moderate [1-24 hours] loss of consciousness
S069X4A	80443	Unspecified intracranial injury with loss of consciousness of 6 hours to 24 hours, initial encounter	Closed fractures involving skull or face with other bones, with intracranial injury of other and unspecified nature, with moderate [1-24 hours] loss of consciousness
S0291XA	80444	Unspecified fracture of skull, initial encounter for closed fracture	Closed fractures involving skull or face with other bones, with intracranial injury of other and unspecified nature, with prolonged [more than 24 hours] loss of consciousness and return to pre-existing conscious level
S06895A	80444	Other specified intracranial injury with loss of consciousness greater than 24 hours with return to pre-existing conscious level, initial encounter	Closed fractures involving skull or face with other bones, with intracranial injury of other and unspecified nature, with prolonged [more than 24 hours] loss of consciousness and return to pre-existing conscious level
S069X5A	80444	Unspecified intracranial injury with loss of consciousness greater than 24 hours with return to pre-existing conscious level, initial encounter	Closed fractures involving skull or face with other bones, with intracranial injury of other and unspecified nature, with prolonged [more than 24 hours] loss of consciousness and return to pre-existing conscious level
S0291XA	80445	Unspecified fracture of skull, initial encounter for closed fracture	Closed fractures involving skull or face with other bones, with intracranial injury of other and unspecified nature, with prolonged [more than 24 hours] loss of consciousness, without return to pre-existing conscious level
S06896A	80445	Other specified intracranial injury with loss of consciousness greater than 24 hours without return to pre-existing conscious level with patient surviving, initial encounter	Closed fractures involving skull or face with other bones, with intracranial injury of other and unspecified nature, with prolonged [more than 24 hours] loss of consciousness, without return to pre-existing conscious level

Appendix A
Frailty markers

S06897A	80445	Other specified intracranial injury with loss of consciousness of any duration with death due to brain injury prior to regaining consciousness, initial encounter	Closed fractures involving skull or face with other bones, with intracranial injury of other and unspecified nature, with prolonged [more than 24 hours] loss of consciousness, without return to pre-existing conscious level
S06898A	80445	Other specified intracranial injury with loss of consciousness of any duration with death due to other cause prior to regaining consciousness, initial encounter	Closed fractures involving skull or face with other bones, with intracranial injury of other and unspecified nature, with prolonged [more than 24 hours] loss of consciousness, without return to pre-existing conscious level
S069X6A	80445	Unspecified intracranial injury with loss of consciousness greater than 24 hours without return to pre-existing conscious level with patient surviving, initial encounter	Closed fractures involving skull or face with other bones, with intracranial injury of other and unspecified nature, with prolonged [more than 24 hours] loss of consciousness, without return to pre-existing conscious level
S069X7A	80445	Unspecified intracranial injury with loss of consciousness of any duration with death due to brain injury prior to regaining consciousness, initial encounter	Closed fractures involving skull or face with other bones, with intracranial injury of other and unspecified nature, with prolonged [more than 24 hours] loss of consciousness, without return to pre-existing conscious level
S069X8A	80445	Unspecified intracranial injury with loss of consciousness of any duration with death due to other cause prior to regaining consciousness, initial encounter	Closed fractures involving skull or face with other bones, with intracranial injury of other and unspecified nature, with prolonged [more than 24 hours] loss of consciousness, without return to pre-existing conscious level
S0291XA	80446	Unspecified fracture of skull, initial encounter for closed fracture	Closed fractures involving skull or face with other bones, with intracranial injury of other and unspecified nature, with loss of consciousness of unspecified duration
S06899A	80446	Other specified intracranial injury with loss of consciousness of unspecified duration, initial encounter	Closed fractures involving skull or face with other bones, with intracranial injury of other and unspecified nature, with loss of consciousness of unspecified duration
S069X9A	80446	Unspecified intracranial injury with loss of consciousness of unspecified duration, initial encounter	Closed fractures involving skull or face with other bones, with intracranial injury of other and unspecified nature, with loss of consciousness of unspecified duration
S0291XA	80449	Unspecified fracture of skull, initial encounter for closed fracture	Closed fractures involving skull or face with other bones, with intracranial injury of other and unspecified nature, with concussion, unspecified
S06890A	80449	Other specified intracranial injury without loss of consciousness, initial encounter	Closed fractures involving skull or face with other bones, with intracranial injury of other and unspecified nature, with concussion, unspecified
S069X9A	80449	Unspecified intracranial injury with loss of consciousness of unspecified duration, initial encounter	Closed fractures involving skull or face with other bones, with intracranial injury of other and unspecified nature, with concussion, unspecified
S0291XB	80450	Unspecified fracture of skull, initial encounter for open fracture	Open fractures involving skull or face with other bones, without mention of intracranial injury, unspecified state of consciousness
S0291XB	80451	Unspecified fracture of skull, initial encounter for open fracture	Open fractures involving skull or face with other bones, without mention of intracranial injury, with no loss of consciousness
S0291XB	80452	Unspecified fracture of skull, initial encounter for open fracture	Open fractures involving skull or face with other bones, without mention of intracranial injury, with brief [less than one hour] loss of consciousness
S0291XB	80453	Unspecified fracture of skull, initial encounter for open fracture	Open fractures involving skull or face with other bones, without mention of intracranial injury, with moderate [1-24 hours] loss of consciousness
S0291XB	80454	Unspecified fracture of skull, initial encounter for open fracture	Open fractures involving skull or face with other bones, without mention of intracranial injury, with prolonged [more than 24 hours] loss of consciousness and return to pre-existing conscious level
S0291XB	80455	Unspecified fracture of skull, initial encounter for open fracture	Open fractures involving skull or face with other bones, without mention of intracranial injury, with prolonged [more than 24 hours] loss of consciousness, without return to pre-existing conscious level
S0291XB	80456	Unspecified fracture of skull, initial encounter for open fracture	Open fractures involving skull or face with other bones, without mention of intracranial injury, with loss of consciousness of unspecified duration

Appendix A
Frailty markers

S0291XB	80459	Unspecified fracture of skull, initial encounter for open fracture	Open fractures involving skull or face with other bones, without mention of intracranial injury, with concussion, unspecified
S0291XB	80460	Unspecified fracture of skull, initial encounter for open fracture	Open fractures involving skull or face with other bones, with cerebral laceration and contusion, unspecified state of consciousness
S06330A	80460	Contusion and laceration of cerebrum, unspecified, without loss of consciousness, initial encounter	Open fractures involving skull or face with other bones, with cerebral laceration and contusion, unspecified state of consciousness
S0291XB	80461	Unspecified fracture of skull, initial encounter for open fracture	Open fractures involving skull or face with other bones, with cerebral laceration and contusion, with no loss of consciousness
S06330A	80461	Contusion and laceration of cerebrum, unspecified, without loss of consciousness, initial encounter	Open fractures involving skull or face with other bones, with cerebral laceration and contusion, with no loss of consciousness
S0291XB	80462	Unspecified fracture of skull, initial encounter for open fracture	Open fractures involving skull or face with other bones, with cerebral laceration and contusion, with brief [less than one hour] loss of consciousness
S06331A	80462	Contusion and laceration of cerebrum, unspecified, with loss of consciousness of 30 minutes or less, initial encounter	Open fractures involving skull or face with other bones, with cerebral laceration and contusion, with brief [less than one hour] loss of consciousness
S06332A	80462	Contusion and laceration of cerebrum, unspecified, with loss of consciousness of 31 minutes to 59 minutes, initial encounter	Open fractures involving skull or face with other bones, with cerebral laceration and contusion, with brief [less than one hour] loss of consciousness
S0291XB	80463	Unspecified fracture of skull, initial encounter for open fracture	Open fractures involving skull or face with other bones, with cerebral laceration and contusion, with moderate [1-24 hours] loss of consciousness
S06333A	80463	Contusion and laceration of cerebrum, unspecified, with loss of consciousness of 1 hour to 5 hours 59 minutes, initial encounter	Open fractures involving skull or face with other bones, with cerebral laceration and contusion, with moderate [1-24 hours] loss of consciousness
S06334A	80463	Contusion and laceration of cerebrum, unspecified, with loss of consciousness of 6 hours to 24 hours, initial encounter	Open fractures involving skull or face with other bones, with cerebral laceration and contusion, with moderate [1-24 hours] loss of consciousness
S0291XB	80464	Unspecified fracture of skull, initial encounter for open fracture	Open fractures involving skull or face with other bones, with cerebral laceration and contusion, with prolonged [more than 24 hours] loss of consciousness and return to pre-existing conscious level
S06335A	80464	Contusion and laceration of cerebrum, unspecified, with loss of consciousness greater than 24 hours with return to pre-existing conscious level, initial encounter	Open fractures involving skull or face with other bones, with cerebral laceration and contusion, with prolonged [more than 24 hours] loss of consciousness and return to pre-existing conscious level
S0291XB	80465	Unspecified fracture of skull, initial encounter for open fracture	Open fractures involving skull or face with other bones, with cerebral laceration and contusion, with prolonged [more than 24 hours] loss of consciousness, without return to pre-existing conscious level
S06336A	80465	Contusion and laceration of cerebrum, unspecified, with loss of consciousness greater than 24 hours without return to pre-existing conscious level with patient surviving, initial encounter	Open fractures involving skull or face with other bones, with cerebral laceration and contusion, with prolonged [more than 24 hours] loss of consciousness, without return to pre-existing conscious level
S06337A	80465	Contusion and laceration of cerebrum, unspecified, with loss of consciousness of any duration with death due to brain injury prior to regaining consciousness, initial encounter	Open fractures involving skull or face with other bones, with cerebral laceration and contusion, with prolonged [more than 24 hours] loss of consciousness, without return to pre-existing conscious level
S06338A	80465	Contusion and laceration of cerebrum, unspecified, with loss of consciousness of any duration with death due to other cause prior to regaining consciousness, initial encounter	Open fractures involving skull or face with other bones, with cerebral laceration and contusion, with prolonged [more than 24 hours] loss of consciousness, without return to pre-existing conscious level
S0291XB	80466	Unspecified fracture of skull, initial encounter for open fracture	Open fractures involving skull or face with other bones, with cerebral laceration and contusion, with loss of consciousness of unspecified duration

Appendix A
Frailty markers

S06339A	80466	Contusion and laceration of cerebrum, unspecified, with loss of consciousness of unspecified duration, initial encounter	Open fractures involving skull or face with other bones, with cerebral laceration and contusion, with loss of consciousness of unspecified duration
S0291XB	80469	Unspecified fracture of skull, initial encounter for open fracture	Open fractures involving skull or face with other bones, with cerebral laceration and contusion, with concussion, unspecified
S06330A	80469	Contusion and laceration of cerebrum, unspecified, without loss of consciousness, initial encounter	Open fractures involving skull or face with other bones, with cerebral laceration and contusion, with concussion, unspecified
S0291XB	80470	Unspecified fracture of skull, initial encounter for open fracture	Open fractures involving skull or face with other bones with subarachnoid, subdural, and extradural hemorrhage, unspecified state of consciousness
S064X0A	80470	Epidural hemorrhage without loss of consciousness, initial encounter	Open fractures involving skull or face with other bones with subarachnoid, subdural, and extradural hemorrhage, unspecified state of consciousness
S065X0A	80470	Traumatic subdural hemorrhage without loss of consciousness, initial encounter	Open fractures involving skull or face with other bones with subarachnoid, subdural, and extradural hemorrhage, unspecified state of consciousness
S066X0A	80470	Traumatic subarachnoid hemorrhage without loss of consciousness, initial encounter	Open fractures involving skull or face with other bones with subarachnoid, subdural, and extradural hemorrhage, unspecified state of consciousness
S0291XB	80471	Unspecified fracture of skull, initial encounter for open fracture	Open fractures involving skull or face with other bones with subarachnoid, subdural, and extradural hemorrhage, with no loss of consciousness
S064X0A	80471	Epidural hemorrhage without loss of consciousness, initial encounter	Open fractures involving skull or face with other bones with subarachnoid, subdural, and extradural hemorrhage, with no loss of consciousness
S065X0A	80471	Traumatic subdural hemorrhage without loss of consciousness, initial encounter	Open fractures involving skull or face with other bones with subarachnoid, subdural, and extradural hemorrhage, with no loss of consciousness
S066X0A	80471	Traumatic subarachnoid hemorrhage without loss of consciousness, initial encounter	Open fractures involving skull or face with other bones with subarachnoid, subdural, and extradural hemorrhage, with no loss of consciousness
S0291XB	80472	Unspecified fracture of skull, initial encounter for open fracture	Open fractures involving skull or face with other bones with subarachnoid, subdural, and extradural hemorrhage, with brief [less than one hour] loss of consciousness
S064X1A	80472	Epidural hemorrhage with loss of consciousness of 30 minutes or less, initial encounter	Open fractures involving skull or face with other bones with subarachnoid, subdural, and extradural hemorrhage, with brief [less than one hour] loss of consciousness
S064X2A	80472	Epidural hemorrhage with loss of consciousness of 31 minutes to 59 minutes, initial encounter	Open fractures involving skull or face with other bones with subarachnoid, subdural, and extradural hemorrhage, with brief [less than one hour] loss of consciousness
S065X1A	80472	Traumatic subdural hemorrhage with loss of consciousness of 30 minutes or less, initial encounter	Open fractures involving skull or face with other bones with subarachnoid, subdural, and extradural hemorrhage, with brief [less than one hour] loss of consciousness
S065X2A	80472	Traumatic subdural hemorrhage with loss of consciousness of 31 minutes to 59 minutes, initial encounter	Open fractures involving skull or face with other bones with subarachnoid, subdural, and extradural hemorrhage, with brief [less than one hour] loss of consciousness
S066X1A	80472	Traumatic subarachnoid hemorrhage with loss of consciousness of 30 minutes or less, initial encounter	Open fractures involving skull or face with other bones with subarachnoid, subdural, and extradural hemorrhage, with brief [less than one hour] loss of consciousness
S066X2A	80472	Traumatic subarachnoid hemorrhage with loss of consciousness of 31 minutes to 59 minutes, initial encounter	Open fractures involving skull or face with other bones with subarachnoid, subdural, and extradural hemorrhage, with brief [less than one hour] loss of consciousness
S0291XB	80473	Unspecified fracture of skull, initial encounter for open fracture	Open fractures involving skull or face with other bones with subarachnoid, subdural, and extradural hemorrhage, with moderate [1-24 hours] loss of consciousness
S064X3A	80473	Epidural hemorrhage with loss of consciousness of 1 hour to 5 hours 59 minutes, initial encounter	Open fractures involving skull or face with other bones with subarachnoid, subdural, and extradural hemorrhage, with moderate [1-24 hours] loss of consciousness

Appendix A
Frailty markers

S064X4A	80473	Epidural hemorrhage with loss of consciousness of 6 hours to 24 hours, initial encounter	Open fractures involving skull or face with other bones with subarachnoid, subdural, and extradural hemorrhage, with moderate [1-24 hours] loss of consciousness
S065X3A	80473	Traumatic subdural hemorrhage with loss of consciousness of 1 hour to 5 hours 59 minutes, initial encounter	Open fractures involving skull or face with other bones with subarachnoid, subdural, and extradural hemorrhage, with moderate [1-24 hours] loss of consciousness
S065X4A	80473	Traumatic subdural hemorrhage with loss of consciousness of 6 hours to 24 hours, initial encounter	Open fractures involving skull or face with other bones with subarachnoid, subdural, and extradural hemorrhage, with moderate [1-24 hours] loss of consciousness
S066X3A	80473	Traumatic subarachnoid hemorrhage with loss of consciousness of 1 hour to 5 hours 59 minutes, initial encounter	Open fractures involving skull or face with other bones with subarachnoid, subdural, and extradural hemorrhage, with moderate [1-24 hours] loss of consciousness
S066X4A	80473	Traumatic subarachnoid hemorrhage with loss of consciousness of 6 hours to 24 hours, initial encounter	Open fractures involving skull or face with other bones with subarachnoid, subdural, and extradural hemorrhage, with moderate [1-24 hours] loss of consciousness
S0291XB	80474	Unspecified fracture of skull, initial encounter for open fracture	Open fractures involving skull or face with other bones with subarachnoid, subdural, and extradural hemorrhage, with prolonged [more than 24 hours] loss of consciousness and return to pre-existing conscious level
S064X5A	80474	Epidural hemorrhage with loss of consciousness greater than 24 hours with return to pre-existing conscious level, initial encounter	Open fractures involving skull or face with other bones with subarachnoid, subdural, and extradural hemorrhage, with prolonged [more than 24 hours] loss of consciousness and return to pre-existing conscious level
S065X5A	80474	Traumatic subdural hemorrhage with loss of consciousness greater than 24 hours with return to pre-existing conscious level, initial encounter	Open fractures involving skull or face with other bones with subarachnoid, subdural, and extradural hemorrhage, with prolonged [more than 24 hours] loss of consciousness and return to pre-existing conscious level
S066X5A	80474	Traumatic subarachnoid hemorrhage with loss of consciousness greater than 24 hours with return to pre-existing conscious level, initial encounter	Open fractures involving skull or face with other bones with subarachnoid, subdural, and extradural hemorrhage, with prolonged [more than 24 hours] loss of consciousness and return to pre-existing conscious level
S0291XB	80475	Unspecified fracture of skull, initial encounter for open fracture	Open fractures involving skull or face with other bones with subarachnoid, subdural, and extradural hemorrhage, with prolonged [more than 24 hours] loss of consciousness, without return to pre-existing conscious level
S064X6A	80475	Epidural hemorrhage with loss of consciousness greater than 24 hours without return to pre-existing conscious level with patient surviving, initial encounter	Open fractures involving skull or face with other bones with subarachnoid, subdural, and extradural hemorrhage, with prolonged [more than 24 hours] loss of consciousness, without return to pre-existing conscious level
S064X7A	80475	Epidural hemorrhage with loss of consciousness of any duration with death due to brain injury prior to regaining consciousness, initial encounter	Open fractures involving skull or face with other bones with subarachnoid, subdural, and extradural hemorrhage, with prolonged [more than 24 hours] loss of consciousness, without return to pre-existing conscious level
S064X8A	80475	Epidural hemorrhage with loss of consciousness of any duration with death due to other causes prior to regaining consciousness, initial encounter	Open fractures involving skull or face with other bones with subarachnoid, subdural, and extradural hemorrhage, with prolonged [more than 24 hours] loss of consciousness, without return to pre-existing conscious level
S065X6A	80475	Traumatic subdural hemorrhage with loss of consciousness greater than 24 hours without return to pre-existing conscious level with patient surviving, initial encounter	Open fractures involving skull or face with other bones with subarachnoid, subdural, and extradural hemorrhage, with prolonged [more than 24 hours] loss of consciousness, without return to pre-existing conscious level
S065X7A	80475	Traumatic subdural hemorrhage with loss of consciousness of any duration with death due to brain injury before regaining consciousness, initial encounter	Open fractures involving skull or face with other bones with subarachnoid, subdural, and extradural hemorrhage, with prolonged [more than 24 hours] loss of consciousness, without return to pre-existing conscious level
S065X8A	80475	Traumatic subdural hemorrhage with loss of consciousness of any duration with death due to other cause before regaining consciousness, initial encounter	Open fractures involving skull or face with other bones with subarachnoid, subdural, and extradural hemorrhage, with prolonged [more than 24 hours] loss of consciousness, without return to pre-existing conscious level

Appendix A
Frailty markers

S066X6A	80475	Traumatic subarachnoid hemorrhage with loss of consciousness greater than 24 hours without return to pre-existing conscious level with patient surviving, initial encounter	Open fractures involving skull or face with other bones with subarachnoid, subdural, and extradural hemorrhage, with prolonged [more than 24 hours] loss of consciousness, without return to pre-existing conscious level
S066X7A	80475	Traumatic subarachnoid hemorrhage with loss of consciousness of any duration with death due to brain injury prior to regaining consciousness, initial encounter	Open fractures involving skull or face with other bones with subarachnoid, subdural, and extradural hemorrhage, with prolonged [more than 24 hours] loss of consciousness, without return to pre-existing conscious level
S066X8A	80475	Traumatic subarachnoid hemorrhage with loss of consciousness of any duration with death due to other cause prior to regaining consciousness, initial encounter	Open fractures involving skull or face with other bones with subarachnoid, subdural, and extradural hemorrhage, with prolonged [more than 24 hours] loss of consciousness, without return to pre-existing conscious level
S0291XB	80476	Unspecified fracture of skull, initial encounter for open fracture	Open fractures involving skull or face with other bones with subarachnoid, subdural, and extradural hemorrhage, with loss of consciousness of unspecified duration
S064X9A	80476	Epidural hemorrhage with loss of consciousness of unspecified duration, initial encounter	Open fractures involving skull or face with other bones with subarachnoid, subdural, and extradural hemorrhage, with loss of consciousness of unspecified duration
S065X9A	80476	Traumatic subdural hemorrhage with loss of consciousness of unspecified duration, initial encounter	Open fractures involving skull or face with other bones with subarachnoid, subdural, and extradural hemorrhage, with loss of consciousness of unspecified duration
S066X9A	80476	Traumatic subarachnoid hemorrhage with loss of consciousness of unspecified duration, initial encounter	Open fractures involving skull or face with other bones with subarachnoid, subdural, and extradural hemorrhage, with loss of consciousness of unspecified duration
S0291XB	80479	Unspecified fracture of skull, initial encounter for open fracture	Open fractures involving skull or face with other bones with subarachnoid, subdural, and extradural hemorrhage, with concussion, unspecified
S064X0A	80479	Epidural hemorrhage without loss of consciousness, initial encounter	Open fractures involving skull or face with other bones with subarachnoid, subdural, and extradural hemorrhage, with concussion, unspecified
S065X0A	80479	Traumatic subdural hemorrhage without loss of consciousness, initial encounter	Open fractures involving skull or face with other bones with subarachnoid, subdural, and extradural hemorrhage, with concussion, unspecified
S066X0A	80479	Traumatic subarachnoid hemorrhage without loss of consciousness, initial encounter	Open fractures involving skull or face with other bones with subarachnoid, subdural, and extradural hemorrhage, with concussion, unspecified
S0291XB	80480	Unspecified fracture of skull, initial encounter for open fracture	Open fractures involving skull or face with other bones, with other and unspecified intracranial hemorrhage, unspecified state of consciousness
S06360A	80480	Traumatic hemorrhage of cerebrum, unspecified, without loss of consciousness, initial encounter	Open fractures involving skull or face with other bones, with other and unspecified intracranial hemorrhage, unspecified state of consciousness
S0291XB	80481	Unspecified fracture of skull, initial encounter for open fracture	Open fractures involving skull or face with other bones, with other and unspecified intracranial hemorrhage, with no loss of consciousness
S06360A	80481	Traumatic hemorrhage of cerebrum, unspecified, without loss of consciousness, initial encounter	Open fractures involving skull or face with other bones, with other and unspecified intracranial hemorrhage, with no loss of consciousness
S0291XB	80482	Unspecified fracture of skull, initial encounter for open fracture	Open fractures involving skull or face with other bones, with other and unspecified intracranial hemorrhage, with brief [less than one hour] loss of consciousness
S06361A	80482	Traumatic hemorrhage of cerebrum, unspecified, with loss of consciousness of 30 minutes or less, initial encounter	Open fractures involving skull or face with other bones, with other and unspecified intracranial hemorrhage, with brief [less than one hour] loss of consciousness
S06362A	80482	Traumatic hemorrhage of cerebrum, unspecified, with loss of consciousness of 31 minutes to 59 minutes, initial encounter	Open fractures involving skull or face with other bones, with other and unspecified intracranial hemorrhage, with brief [less than one hour] loss of consciousness
S0291XB	80483	Unspecified fracture of skull, initial encounter for open fracture	Open fractures involving skull or face with other bones, with other and unspecified intracranial hemorrhage, with moderate [1-24 hours] loss of consciousness

Appendix A
Frailty markers

S06363A	80483	Traumatic hemorrhage of cerebrum, unspecified, with loss of consciousness of 1 hours to 5 hours 59 minutes, initial encounter	Open fractures involving skull or face with other bones, with other and unspecified intracranial hemorrhage, with moderate [1-24 hours] loss of consciousness
S06364A	80483	Traumatic hemorrhage of cerebrum, unspecified, with loss of consciousness of 6 hours to 24 hours, initial encounter	Open fractures involving skull or face with other bones, with other and unspecified intracranial hemorrhage, with moderate [1-24 hours] loss of consciousness
S0291XB	80484	Unspecified fracture of skull, initial encounter for open fracture	Open fractures involving skull or face with other bones, with other and unspecified intracranial hemorrhage, with prolonged [more than 24 hours] loss of consciousness and return to pre-existing conscious level
S06365A	80484	Traumatic hemorrhage of cerebrum, unspecified, with loss of consciousness greater than 24 hours with return to pre-existing conscious level, initial encounter	Open fractures involving skull or face with other bones, with other and unspecified intracranial hemorrhage, with prolonged [more than 24 hours] loss of consciousness and return to pre-existing conscious level
S0291XB	80485	Unspecified fracture of skull, initial encounter for open fracture	Open fractures involving skull or face with other bones, with other and unspecified intracranial hemorrhage, with prolonged [more than 24 hours] loss consciousness, without return to pre-existing conscious level
S06366A	80485	Traumatic hemorrhage of cerebrum, unspecified, with loss of consciousness greater than 24 hours without return to pre-existing conscious level with patient surviving, initial encounter	Open fractures involving skull or face with other bones, with other and unspecified intracranial hemorrhage, with prolonged [more than 24 hours] loss consciousness, without return to pre-existing conscious level
S06367A	80485	Traumatic hemorrhage of cerebrum, unspecified, with loss of consciousness of any duration with death due to brain injury prior to regaining consciousness, initial encounter	Open fractures involving skull or face with other bones, with other and unspecified intracranial hemorrhage, with prolonged [more than 24 hours] loss consciousness, without return to pre-existing conscious level
S06368A	80485	Traumatic hemorrhage of cerebrum, unspecified, with loss of consciousness of any duration with death due to other cause prior to regaining consciousness, initial encounter	Open fractures involving skull or face with other bones, with other and unspecified intracranial hemorrhage, with prolonged [more than 24 hours] loss consciousness, without return to pre-existing conscious level
S0291XB	80486	Unspecified fracture of skull, initial encounter for open fracture	Open fractures involving skull or face with other bones, with other and unspecified intracranial hemorrhage, with loss of consciousness of unspecified duration
S06369A	80486	Traumatic hemorrhage of cerebrum, unspecified, with loss of consciousness of unspecified duration, initial encounter	Open fractures involving skull or face with other bones, with other and unspecified intracranial hemorrhage, with loss of consciousness of unspecified duration
S0291XB	80489	Unspecified fracture of skull, initial encounter for open fracture	Open fractures involving skull or face with other bones, with other and unspecified intracranial hemorrhage, with concussion, unspecified
S06360A	80489	Traumatic hemorrhage of cerebrum, unspecified, without loss of consciousness, initial encounter	Open fractures involving skull or face with other bones, with other and unspecified intracranial hemorrhage, with concussion, unspecified
S0291XB	80490	Unspecified fracture of skull, initial encounter for open fracture	Open fractures involving skull or face with other bones, with intracranial injury of other and unspecified nature, unspecified state of consciousness
S06890A	80490	Other specified intracranial injury without loss of consciousness, initial encounter	Open fractures involving skull or face with other bones, with intracranial injury of other and unspecified nature, unspecified state of consciousness
S069X0A	80490	Unspecified intracranial injury without loss of consciousness, initial encounter	Open fractures involving skull or face with other bones, with intracranial injury of other and unspecified nature, unspecified state of consciousness
S0291XB	80491	Unspecified fracture of skull, initial encounter for open fracture	Open fractures involving skull or face with other bones, with intracranial injury of other and unspecified nature, with no loss of consciousness
S06890A	80491	Other specified intracranial injury without loss of consciousness, initial encounter	Open fractures involving skull or face with other bones, with intracranial injury of other and unspecified nature, with no loss of consciousness
S069X0A	80491	Unspecified intracranial injury without loss of consciousness, initial encounter	Open fractures involving skull or face with other bones, with intracranial injury of other and unspecified nature, with no loss of consciousness

Appendix A
Frailty markers

S0291XB	80492	Unspecified fracture of skull, initial encounter for open fracture	Open fractures involving skull or face with other bones, with intracranial injury of other and unspecified nature, with brief [less than one hour] loss of consciousness
S06891A	80492	Other specified intracranial injury with loss of consciousness of 30 minutes or less, initial encounter	Open fractures involving skull or face with other bones, with intracranial injury of other and unspecified nature, with brief [less than one hour] loss of consciousness
S06892A	80492	Other specified intracranial injury with loss of consciousness of 31 minutes to 59 minutes, initial encounter	Open fractures involving skull or face with other bones, with intracranial injury of other and unspecified nature, with brief [less than one hour] loss of consciousness
S069X1A	80492	Unspecified intracranial injury with loss of consciousness of 30 minutes or less, initial encounter	Open fractures involving skull or face with other bones, with intracranial injury of other and unspecified nature, with brief [less than one hour] loss of consciousness
S069X2A	80492	Unspecified intracranial injury with loss of consciousness of 31 minutes to 59 minutes, initial encounter	Open fractures involving skull or face with other bones, with intracranial injury of other and unspecified nature, with brief [less than one hour] loss of consciousness
S0291XB	80493	Unspecified fracture of skull, initial encounter for open fracture	Open fractures involving skull or face with other bones, with intracranial injury of other and unspecified nature, with moderate [1-24 hours] loss of consciousness
S06893A	80493	Other specified intracranial injury with loss of consciousness of 1 hour to 5 hours 59 minutes, initial encounter	Open fractures involving skull or face with other bones, with intracranial injury of other and unspecified nature, with moderate [1-24 hours] loss of consciousness
S06894A	80493	Other specified intracranial injury with loss of consciousness of 6 hours to 24 hours, initial encounter	Open fractures involving skull or face with other bones, with intracranial injury of other and unspecified nature, with moderate [1-24 hours] loss of consciousness
S069X4A	80493	Unspecified intracranial injury with loss of consciousness of 6 hours to 24 hours, initial encounter	Open fractures involving skull or face with other bones, with intracranial injury of other and unspecified nature, with moderate [1-24 hours] loss of consciousness
S0291XB	80494	Unspecified fracture of skull, initial encounter for open fracture	Open fractures involving skull or face with other bones, with intracranial injury of other and unspecified nature, with prolonged [more than 24 hours] loss of consciousness and return to pre-existing conscious level
S06895A	80494	Other specified intracranial injury with loss of consciousness greater than 24 hours with return to pre-existing conscious level, initial encounter	Open fractures involving skull or face with other bones, with intracranial injury of other and unspecified nature, with prolonged [more than 24 hours] loss of consciousness and return to pre-existing conscious level
S069X5A	80494	Unspecified intracranial injury with loss of consciousness greater than 24 hours with return to pre-existing conscious level, initial encounter	Open fractures involving skull or face with other bones, with intracranial injury of other and unspecified nature, with prolonged [more than 24 hours] loss of consciousness and return to pre-existing conscious level
S0291XB	80495	Unspecified fracture of skull, initial encounter for open fracture	Open fractures involving skull or face with other bones, with intracranial injury of other and unspecified nature, with prolonged [more than 24 hours] loss of consciousness without return to pre-existing conscious level
S06896A	80495	Other specified intracranial injury with loss of consciousness greater than 24 hours without return to pre-existing conscious level with patient surviving, initial encounter	Open fractures involving skull or face with other bones, with intracranial injury of other and unspecified nature, with prolonged [more than 24 hours] loss of consciousness without return to pre-existing conscious level
S06897A	80495	Other specified intracranial injury with loss of consciousness of any duration with death due to brain injury prior to regaining consciousness, initial encounter	Open fractures involving skull or face with other bones, with intracranial injury of other and unspecified nature, with prolonged [more than 24 hours] loss of consciousness without return to pre-existing conscious level
S06898A	80495	Other specified intracranial injury with loss of consciousness of any duration with death due to other cause prior to regaining consciousness, initial encounter	Open fractures involving skull or face with other bones, with intracranial injury of other and unspecified nature, with prolonged [more than 24 hours] loss of consciousness without return to pre-existing conscious level
S069X6A	80495	Unspecified intracranial injury with loss of consciousness greater than 24 hours without return to pre-existing conscious level with patient surviving, initial encounter	Open fractures involving skull or face with other bones, with intracranial injury of other and unspecified nature, with prolonged [more than 24 hours] loss of consciousness without return to pre-existing conscious level

Appendix A
Frailty markers

S069X7A	80495	Unspecified intracranial injury with loss of consciousness of any duration with death due to brain injury prior to regaining consciousness, initial encounter	Open fractures involving skull or face with other bones, with intracranial injury of other and unspecified nature, with prolonged [more than 24 hours] loss of consciousness without return to pre-existing conscious level
S069X8A	80495	Unspecified intracranial injury with loss of consciousness of any duration with death due to other cause prior to regaining consciousness, initial encounter	Open fractures involving skull or face with other bones, with intracranial injury of other and unspecified nature, with prolonged [more than 24 hours] loss of consciousness without return to pre-existing conscious level
S0291XB	80496	Unspecified fracture of skull, initial encounter for open fracture	Open fractures involving skull or face with other bones, with intracranial injury of other and unspecified nature, with loss of consciousness of unspecified duration
S06899A	80496	Other specified intracranial injury with loss of consciousness of unspecified duration, initial encounter	Open fractures involving skull or face with other bones, with intracranial injury of other and unspecified nature, with loss of consciousness of unspecified duration
S069X9A	80496	Unspecified intracranial injury with loss of consciousness of unspecified duration, initial encounter	Open fractures involving skull or face with other bones, with intracranial injury of other and unspecified nature, with loss of consciousness of unspecified duration
S0291XB	80499	Unspecified fracture of skull, initial encounter for open fracture	Open fractures involving skull or face with other bones, with intracranial injury of other and unspecified nature, with concussion, unspecified
S06890A	80499	Other specified intracranial injury without loss of consciousness, initial encounter	Open fractures involving skull or face with other bones, with intracranial injury of other and unspecified nature, with concussion, unspecified
S069X0A	80499	Unspecified intracranial injury without loss of consciousness, initial encounter	Open fractures involving skull or face with other bones, with intracranial injury of other and unspecified nature, with concussion, unspecified
S1201XA	80501	Stable burst fracture of first cervical vertebra, initial encounter for closed fracture	Closed fracture of first cervical vertebra
S1202XA	80501	Unstable burst fracture of first cervical vertebra, initial encounter for closed fracture	Closed fracture of first cervical vertebra
S12030A	80501	Displaced posterior arch fracture of first cervical vertebra, initial encounter for closed fracture	Closed fracture of first cervical vertebra
S12031A	80501	Nondisplaced posterior arch fracture of first cervical vertebra, initial encounter for closed fracture	Closed fracture of first cervical vertebra
S12040A	80501	Displaced lateral mass fracture of first cervical vertebra, initial encounter for closed fracture	Closed fracture of first cervical vertebra
S12041A	80501	Nondisplaced lateral mass fracture of first cervical vertebra, initial encounter for closed fracture	Closed fracture of first cervical vertebra
S12090A	80501	Other displaced fracture of first cervical vertebra, initial encounter for closed fracture	Closed fracture of first cervical vertebra
S12091A	80501	Other nondisplaced fracture of first cervical vertebra, initial encounter for closed fracture	Closed fracture of first cervical vertebra
S12110A	80502	Anterior displaced Type II dens fracture, initial encounter for closed fracture	Closed fracture of second cervical vertebra
S12111A	80502	Posterior displaced Type II dens fracture, initial encounter for closed fracture	Closed fracture of second cervical vertebra
S12112A	80502	Nondisplaced Type II dens fracture, initial encounter for closed fracture	Closed fracture of second cervical vertebra
S12120A	80502	Other displaced dens fracture, initial encounter for closed fracture	Closed fracture of second cervical vertebra
S12121A	80502	Other nondisplaced dens fracture, initial encounter for closed fracture	Closed fracture of second cervical vertebra
S12130A	80502	Unspecified traumatic displaced spondylolisthesis of second cervical vertebra, initial encounter for closed fracture	Closed fracture of second cervical vertebra
S12131A	80502	Unspecified traumatic nondisplaced spondylolisthesis of second cervical vertebra, initial encounter for closed fracture	Closed fracture of second cervical vertebra
S1214XA	80502	Type III traumatic spondylolisthesis of second cervical vertebra, initial encounter for closed fracture	Closed fracture of second cervical vertebra
S12150A	80502	Other traumatic displaced spondylolisthesis of second cervical vertebra, initial encounter for closed fracture	Closed fracture of second cervical vertebra

Appendix A
Frailty markers

S12591A	80506	Other nondisplaced fracture of sixth cervical vertebra, initial encounter for closed fracture	Closed fracture of sixth cervical vertebra
S12630A	80507	Unspecified traumatic displaced spondylolisthesis of seventh cervical vertebra, initial encounter for closed fracture	Closed fracture of seventh cervical vertebra
S12631A	80507	Unspecified traumatic nondisplaced spondylolisthesis of seventh cervical vertebra, initial encounter for closed fracture	Closed fracture of seventh cervical vertebra
S1264XA	80507	Type III traumatic spondylolisthesis of seventh cervical vertebra, initial encounter for closed fracture	Closed fracture of seventh cervical vertebra
S12650A	80507	Other traumatic displaced spondylolisthesis of seventh cervical vertebra, initial encounter for closed fracture	Closed fracture of seventh cervical vertebra
S12651A	80507	Other traumatic nondisplaced spondylolisthesis of seventh cervical vertebra, initial encounter for closed fracture	Closed fracture of seventh cervical vertebra
S12690A	80507	Other displaced fracture of seventh cervical vertebra, initial encounter for closed fracture	Closed fracture of seventh cervical vertebra
S12691A	80507	Other nondisplaced fracture of seventh cervical vertebra, initial encounter for closed fracture	Closed fracture of seventh cervical vertebra
S129XXA	80508	Fracture of neck, unspecified, initial encounter	Closed fracture of multiple cervical vertebrae
S129XXA	80510	Fracture of neck, unspecified, initial encounter	Open fracture of cervical vertebra, unspecified level
S1201XB	80511	Stable burst fracture of first cervical vertebra, initial encounter for open fracture	Open fracture of first cervical vertebra
S1202XB	80511	Unstable burst fracture of first cervical vertebra, initial encounter for open fracture	Open fracture of first cervical vertebra
S12030B	80511	Displaced posterior arch fracture of first cervical vertebra, initial encounter for open fracture	Open fracture of first cervical vertebra
S12031B	80511	Nondisplaced posterior arch fracture of first cervical vertebra, initial encounter for open fracture	Open fracture of first cervical vertebra
S12040B	80511	Displaced lateral mass fracture of first cervical vertebra, initial encounter for open fracture	Open fracture of first cervical vertebra
S12041B	80511	Nondisplaced lateral mass fracture of first cervical vertebra, initial encounter for open fracture	Open fracture of first cervical vertebra
S12090B	80511	Other displaced fracture of first cervical vertebra, initial encounter for open fracture	Open fracture of first cervical vertebra
S12091B	80511	Other nondisplaced fracture of first cervical vertebra, initial encounter for open fracture	Open fracture of first cervical vertebra
S12110B	80512	Anterior displaced Type II dens fracture, initial encounter for open fracture	Open fracture of second cervical vertebra
S12111B	80512	Posterior displaced Type II dens fracture, initial encounter for open fracture	Open fracture of second cervical vertebra
S12112B	80512	Nondisplaced Type II dens fracture, initial encounter for open fracture	Open fracture of second cervical vertebra
S12120B	80512	Other displaced dens fracture, initial encounter for open fracture	Open fracture of second cervical vertebra
S12121B	80512	Other nondisplaced dens fracture, initial encounter for open fracture	Open fracture of second cervical vertebra
S12130B	80512	Unspecified traumatic displaced spondylolisthesis of second cervical vertebra, initial encounter for open fracture	Open fracture of second cervical vertebra
S12131B	80512	Unspecified traumatic nondisplaced spondylolisthesis of second cervical vertebra, initial encounter for open fracture	Open fracture of second cervical vertebra
S1214XB	80512	Type III traumatic spondylolisthesis of second cervical vertebra, initial encounter for open fracture	Open fracture of second cervical vertebra
S12150B	80512	Other traumatic displaced spondylolisthesis of second cervical vertebra, initial encounter for open fracture	Open fracture of second cervical vertebra
S12151B	80512	Other traumatic nondisplaced spondylolisthesis of second cervical vertebra, initial encounter for open fracture	Open fracture of second cervical vertebra
S12190B	80512	Other displaced fracture of second cervical vertebra, initial encounter for open fracture	Open fracture of second cervical vertebra
S12191B	80512	Other nondisplaced fracture of second cervical vertebra, initial encounter for open fracture	Open fracture of second cervical vertebra

Appendix A
Frailty markers

S129XA	8058	Fracture of neck, unspecified, initial encounter	Closed fracture of unspecified vertebral column without mention of spinal cord injury
S22009A	8058	Unspecified fracture of unspecified thoracic vertebra, initial encounter for closed fracture	Closed fracture of unspecified vertebral column without mention of spinal cord injury
S32009A	8058	Unspecified fracture of unspecified lumbar vertebra, initial encounter for closed fracture	Closed fracture of unspecified vertebral column without mention of spinal cord injury
S3210XA	8058	Unspecified fracture of sacrum, initial encounter for closed fracture	Closed fracture of unspecified vertebral column without mention of spinal cord injury
S322XXA	8058	Fracture of coccyx, initial encounter for closed fracture	Closed fracture of unspecified vertebral column without mention of spinal cord injury
S129XA	8059	Fracture of neck, unspecified, initial encounter	Open fracture of unspecified vertebral column without mention of spinal cord injury
S22009B	8059	Unspecified fracture of unspecified thoracic vertebra, initial encounter for open fracture	Open fracture of unspecified vertebral column without mention of spinal cord injury
S32009B	8059	Unspecified fracture of unspecified lumbar vertebra, initial encounter for open fracture	Open fracture of unspecified vertebral column without mention of spinal cord injury
S3210XB	8059	Unspecified fracture of sacrum, initial encounter for open fracture	Open fracture of unspecified vertebral column without mention of spinal cord injury
S322XXB	8059	Fracture of coccyx, initial encounter for open fracture	Open fracture of unspecified vertebral column without mention of spinal cord injury
S12000A	80600	Unspecified displaced fracture of first cervical vertebra, initial encounter for closed fracture	Closed fracture of C1-C4 level with unspecified spinal cord injury
S12001A	80600	Unspecified nondisplaced fracture of first cervical vertebra, initial encounter for closed fracture	Closed fracture of C1-C4 level with unspecified spinal cord injury
S12100A	80600	Unspecified displaced fracture of second cervical vertebra, initial encounter for closed fracture	Closed fracture of C1-C4 level with unspecified spinal cord injury
S12101A	80600	Unspecified nondisplaced fracture of second cervical vertebra, initial encounter for closed fracture	Closed fracture of C1-C4 level with unspecified spinal cord injury
S12200A	80600	Unspecified displaced fracture of third cervical vertebra, initial encounter for closed fracture	Closed fracture of C1-C4 level with unspecified spinal cord injury
S12201A	80600	Unspecified nondisplaced fracture of third cervical vertebra, initial encounter for closed fracture	Closed fracture of C1-C4 level with unspecified spinal cord injury
S12300A	80600	Unspecified displaced fracture of fourth cervical vertebra, initial encounter for closed fracture	Closed fracture of C1-C4 level with unspecified spinal cord injury
S12301A	80600	Unspecified nondisplaced fracture of fourth cervical vertebra, initial encounter for closed fracture	Closed fracture of C1-C4 level with unspecified spinal cord injury
S14101A	80600	Unspecified injury at C1 level of cervical spinal cord, initial encounter	Closed fracture of C1-C4 level with unspecified spinal cord injury
S14102A	80600	Unspecified injury at C2 level of cervical spinal cord, initial encounter	Closed fracture of C1-C4 level with unspecified spinal cord injury
S14103A	80600	Unspecified injury at C3 level of cervical spinal cord, initial encounter	Closed fracture of C1-C4 level with unspecified spinal cord injury
S14104A	80600	Unspecified injury at C4 level of cervical spinal cord, initial encounter	Closed fracture of C1-C4 level with unspecified spinal cord injury
S12000A	80601	Unspecified displaced fracture of first cervical vertebra, initial encounter for closed fracture	Closed fracture of C1-C4 level with complete lesion of cord
S12001A	80601	Unspecified nondisplaced fracture of first cervical vertebra, initial encounter for closed fracture	Closed fracture of C1-C4 level with complete lesion of cord
S12100A	80601	Unspecified displaced fracture of second cervical vertebra, initial encounter for closed fracture	Closed fracture of C1-C4 level with complete lesion of cord
S12101A	80601	Unspecified nondisplaced fracture of second cervical vertebra, initial encounter for closed fracture	Closed fracture of C1-C4 level with complete lesion of cord
S12200A	80601	Unspecified displaced fracture of third cervical vertebra, initial encounter for closed fracture	Closed fracture of C1-C4 level with complete lesion of cord
S12201A	80601	Unspecified nondisplaced fracture of third cervical vertebra, initial encounter for closed fracture	Closed fracture of C1-C4 level with complete lesion of cord
S12300A	80601	Unspecified displaced fracture of fourth cervical vertebra, initial encounter for closed fracture	Closed fracture of C1-C4 level with complete lesion of cord
S12301A	80601	Unspecified nondisplaced fracture of fourth cervical vertebra, initial encounter for closed fracture	Closed fracture of C1-C4 level with complete lesion of cord
S14111A	80601	Complete lesion at C1 level of cervical spinal cord, initial encounter	Closed fracture of C1-C4 level with complete lesion of cord

Appendix A
Frailty markers

S12601A	80607	Unspecified nondisplaced fracture of seventh cervical vertebra, initial encounter for closed fracture	Closed fracture of C5-C7 level with anterior cord syndrome
S14135A	80607	Anterior cord syndrome at C5 level of cervical spinal cord, initial encounter	Closed fracture of C5-C7 level with anterior cord syndrome
S14136A	80607	Anterior cord syndrome at C6 level of cervical spinal cord, initial encounter	Closed fracture of C5-C7 level with anterior cord syndrome
S14137A	80607	Anterior cord syndrome at C7 level of cervical spinal cord, initial encounter	Closed fracture of C5-C7 level with anterior cord syndrome
S12400A	80608	Unspecified displaced fracture of fifth cervical vertebra, initial encounter for closed fracture	Closed fracture of C5-C7 level with central cord syndrome
S12401A	80608	Unspecified nondisplaced fracture of fifth cervical vertebra, initial encounter for closed fracture	Closed fracture of C5-C7 level with central cord syndrome
S12500A	80608	Unspecified displaced fracture of sixth cervical vertebra, initial encounter for closed fracture	Closed fracture of C5-C7 level with central cord syndrome
S12501A	80608	Unspecified nondisplaced fracture of sixth cervical vertebra, initial encounter for closed fracture	Closed fracture of C5-C7 level with central cord syndrome
S12600A	80608	Unspecified displaced fracture of seventh cervical vertebra, initial encounter for closed fracture	Closed fracture of C5-C7 level with central cord syndrome
S12601A	80608	Unspecified nondisplaced fracture of seventh cervical vertebra, initial encounter for closed fracture	Closed fracture of C5-C7 level with central cord syndrome
S14125A	80608	Central cord syndrome at C5 level of cervical spinal cord, initial encounter	Closed fracture of C5-C7 level with central cord syndrome
S14126A	80608	Central cord syndrome at C6 level of cervical spinal cord, initial encounter	Closed fracture of C5-C7 level with central cord syndrome
S14127A	80608	Central cord syndrome at C7 level of cervical spinal cord, initial encounter	Closed fracture of C5-C7 level with central cord syndrome
S12400A	80609	Unspecified displaced fracture of fifth cervical vertebra, initial encounter for closed fracture	Closed fracture of C5-C7 level with other specified spinal cord injury
S12401A	80609	Unspecified nondisplaced fracture of fifth cervical vertebra, initial encounter for closed fracture	Closed fracture of C5-C7 level with other specified spinal cord injury
S12500A	80609	Unspecified displaced fracture of sixth cervical vertebra, initial encounter for closed fracture	Closed fracture of C5-C7 level with other specified spinal cord injury
S12501A	80609	Unspecified nondisplaced fracture of sixth cervical vertebra, initial encounter for closed fracture	Closed fracture of C5-C7 level with other specified spinal cord injury
S12600A	80609	Unspecified displaced fracture of seventh cervical vertebra, initial encounter for closed fracture	Closed fracture of C5-C7 level with other specified spinal cord injury
S12601A	80609	Unspecified nondisplaced fracture of seventh cervical vertebra, initial encounter for closed fracture	Closed fracture of C5-C7 level with other specified spinal cord injury
S14155A	80609	Other incomplete lesion at C5 level of cervical spinal cord, initial encounter	Closed fracture of C5-C7 level with other specified spinal cord injury
S14156A	80609	Other incomplete lesion at C6 level of cervical spinal cord, initial encounter	Closed fracture of C5-C7 level with other specified spinal cord injury
S14157A	80609	Other incomplete lesion at C7 level of cervical spinal cord, initial encounter	Closed fracture of C5-C7 level with other specified spinal cord injury
S12000B	80610	Unspecified displaced fracture of first cervical vertebra, initial encounter for open fracture	Open fracture of C1-C4 level with unspecified spinal cord injury
S12001B	80610	Unspecified nondisplaced fracture of first cervical vertebra, initial encounter for open fracture	Open fracture of C1-C4 level with unspecified spinal cord injury
S12100B	80610	Unspecified displaced fracture of second cervical vertebra, initial encounter for open fracture	Open fracture of C1-C4 level with unspecified spinal cord injury
S12101B	80610	Unspecified nondisplaced fracture of second cervical vertebra, initial encounter for open fracture	Open fracture of C1-C4 level with unspecified spinal cord injury
S12200B	80610	Unspecified displaced fracture of third cervical vertebra, initial encounter for open fracture	Open fracture of C1-C4 level with unspecified spinal cord injury
S12201B	80610	Unspecified nondisplaced fracture of third cervical vertebra, initial encounter for open fracture	Open fracture of C1-C4 level with unspecified spinal cord injury
S12300B	80610	Unspecified displaced fracture of fourth cervical vertebra, initial encounter for open fracture	Open fracture of C1-C4 level with unspecified spinal cord injury
S12301B	80610	Unspecified nondisplaced fracture of fourth cervical vertebra, initial encounter for open fracture	Open fracture of C1-C4 level with unspecified spinal cord injury
S14101A	80610	Unspecified injury at C1 level of cervical spinal cord, initial encounter	Open fracture of C1-C4 level with unspecified spinal cord injury

Appendix A
Frailty markers

S14155A	80619	Other incomplete lesion at C5 level of cervical spinal cord, initial encounter	Open fracture of C5-C7 level with other specified spinal cord injury
S14156A	80619	Other incomplete lesion at C6 level of cervical spinal cord, initial encounter	Open fracture of C5-C7 level with other specified spinal cord injury
S14157A	80619	Other incomplete lesion at C7 level of cervical spinal cord, initial encounter	Open fracture of C5-C7 level with other specified spinal cord injury
S22019A	80620	Unspecified fracture of first thoracic vertebra, initial encounter for closed fracture	Closed fracture of T1-T6 level with unspecified spinal cord injury
S22029A	80620	Unspecified fracture of second thoracic vertebra, initial encounter for closed fracture	Closed fracture of T1-T6 level with unspecified spinal cord injury
S22039A	80620	Unspecified fracture of third thoracic vertebra, initial encounter for closed fracture	Closed fracture of T1-T6 level with unspecified spinal cord injury
S22049A	80620	Unspecified fracture of fourth thoracic vertebra, initial encounter for closed fracture	Closed fracture of T1-T6 level with unspecified spinal cord injury
S22059A	80620	Unspecified fracture of T5-T6 vertebra, initial encounter for closed fracture	Closed fracture of T1-T6 level with unspecified spinal cord injury
S24101A	80620	Unspecified injury at T1 level of thoracic spinal cord, initial encounter	Closed fracture of T1-T6 level with unspecified spinal cord injury
S24102A	80620	Unspecified injury at T2-T6 level of thoracic spinal cord, initial encounter	Closed fracture of T1-T6 level with unspecified spinal cord injury
S22019A	80621	Unspecified fracture of first thoracic vertebra, initial encounter for closed fracture	Closed fracture of T1-T6 level with complete lesion of cord
S22029A	80621	Unspecified fracture of second thoracic vertebra, initial encounter for closed fracture	Closed fracture of T1-T6 level with complete lesion of cord
S22039A	80621	Unspecified fracture of third thoracic vertebra, initial encounter for closed fracture	Closed fracture of T1-T6 level with complete lesion of cord
S22049A	80621	Unspecified fracture of fourth thoracic vertebra, initial encounter for closed fracture	Closed fracture of T1-T6 level with complete lesion of cord
S22059A	80621	Unspecified fracture of T5-T6 vertebra, initial encounter for closed fracture	Closed fracture of T1-T6 level with complete lesion of cord
S24111A	80621	Complete lesion at T1 level of thoracic spinal cord, initial encounter	Closed fracture of T1-T6 level with complete lesion of cord
S24112A	80621	Complete lesion at T2-T6 level of thoracic spinal cord, initial encounter	Closed fracture of T1-T6 level with complete lesion of cord
S22019A	80622	Unspecified fracture of first thoracic vertebra, initial encounter for closed fracture	Closed fracture of T1-T6 level with anterior cord syndrome
S22029A	80622	Unspecified fracture of second thoracic vertebra, initial encounter for closed fracture	Closed fracture of T1-T6 level with anterior cord syndrome
S22039A	80622	Unspecified fracture of third thoracic vertebra, initial encounter for closed fracture	Closed fracture of T1-T6 level with anterior cord syndrome
S22049A	80622	Unspecified fracture of fourth thoracic vertebra, initial encounter for closed fracture	Closed fracture of T1-T6 level with anterior cord syndrome
S22059A	80622	Unspecified fracture of T5-T6 vertebra, initial encounter for closed fracture	Closed fracture of T1-T6 level with anterior cord syndrome
S24131A	80622	Anterior cord syndrome at T1 level of thoracic spinal cord, initial encounter	Closed fracture of T1-T6 level with anterior cord syndrome
S24132A	80622	Anterior cord syndrome at T2-T6 level of thoracic spinal cord, initial encounter	Closed fracture of T1-T6 level with anterior cord syndrome
S22019A	80623	Unspecified fracture of first thoracic vertebra, initial encounter for closed fracture	Closed fracture of T1-T6 level with central cord syndrome
S22029A	80623	Unspecified fracture of second thoracic vertebra, initial encounter for closed fracture	Closed fracture of T1-T6 level with central cord syndrome
S22039A	80623	Unspecified fracture of third thoracic vertebra, initial encounter for closed fracture	Closed fracture of T1-T6 level with central cord syndrome
S22049A	80623	Unspecified fracture of fourth thoracic vertebra, initial encounter for closed fracture	Closed fracture of T1-T6 level with central cord syndrome
S22059A	80623	Unspecified fracture of T5-T6 vertebra, initial encounter for closed fracture	Closed fracture of T1-T6 level with central cord syndrome
S24151A	80623	Other incomplete lesion at T1 level of thoracic spinal cord, initial encounter	Closed fracture of T1-T6 level with central cord syndrome
S24152A	80623	Other incomplete lesion at T2-T6 level of thoracic spinal cord, initial encounter	Closed fracture of T1-T6 level with central cord syndrome

Appendix A
Frailty markers

S22019A	80624	Unspecified fracture of first thoracic vertebra, initial encounter for closed fracture	Closed fracture of T1-T6 level with other specified spinal cord injury
S22029A	80624	Unspecified fracture of second thoracic vertebra, initial encounter for closed fracture	Closed fracture of T1-T6 level with other specified spinal cord injury
S22039A	80624	Unspecified fracture of third thoracic vertebra, initial encounter for closed fracture	Closed fracture of T1-T6 level with other specified spinal cord injury
S22049A	80624	Unspecified fracture of fourth thoracic vertebra, initial encounter for closed fracture	Closed fracture of T1-T6 level with other specified spinal cord injury
S22059A	80624	Unspecified fracture of T5-T6 vertebra, initial encounter for closed fracture	Closed fracture of T1-T6 level with other specified spinal cord injury
S24151A	80624	Other incomplete lesion at T1 level of thoracic spinal cord, initial encounter	Closed fracture of T1-T6 level with other specified spinal cord injury
S24152A	80624	Other incomplete lesion at T2-T6 level of thoracic spinal cord, initial encounter	Closed fracture of T1-T6 level with other specified spinal cord injury
S22069A	80625	Unspecified fracture of T7-T8 vertebra, initial encounter for closed fracture	Closed fracture of T7-T12 level with unspecified spinal cord injury
S22079A	80625	Unspecified fracture of T9-T10 vertebra, initial encounter for closed fracture	Closed fracture of T7-T12 level with unspecified spinal cord injury
S22089A	80625	Unspecified fracture of T11-T12 vertebra, initial encounter for closed fracture	Closed fracture of T7-T12 level with unspecified spinal cord injury
S24103A	80625	Unspecified injury at T7-T10 level of thoracic spinal cord, initial encounter	Closed fracture of T7-T12 level with unspecified spinal cord injury
S24104A	80625	Unspecified injury at T11-T12 level of thoracic spinal cord, initial encounter	Closed fracture of T7-T12 level with unspecified spinal cord injury
S22069A	80626	Unspecified fracture of T7-T8 vertebra, initial encounter for closed fracture	Closed fracture of T7-T12 level with complete lesion of cord
S22079A	80626	Unspecified fracture of T9-T10 vertebra, initial encounter for closed fracture	Closed fracture of T7-T12 level with complete lesion of cord
S22089A	80626	Unspecified fracture of T11-T12 vertebra, initial encounter for closed fracture	Closed fracture of T7-T12 level with complete lesion of cord
S24113A	80626	Complete lesion at T7-T10 level of thoracic spinal cord, initial encounter	Closed fracture of T7-T12 level with complete lesion of cord
S24114A	80626	Complete lesion at T11-T12 level of thoracic spinal cord, initial encounter	Closed fracture of T7-T12 level with complete lesion of cord
S22069A	80627	Unspecified fracture of T7-T8 vertebra, initial encounter for closed fracture	Closed fracture of T7-T12 level with anterior cord syndrome
S22079A	80627	Unspecified fracture of T9-T10 vertebra, initial encounter for closed fracture	Closed fracture of T7-T12 level with anterior cord syndrome
S22089A	80627	Unspecified fracture of T11-T12 vertebra, initial encounter for closed fracture	Closed fracture of T7-T12 level with anterior cord syndrome
S24133A	80627	Anterior cord syndrome at T7-T10 level of thoracic spinal cord, initial encounter	Closed fracture of T7-T12 level with anterior cord syndrome
S24134A	80627	Anterior cord syndrome at T11-T12 level of thoracic spinal cord, initial encounter	Closed fracture of T7-T12 level with anterior cord syndrome
S22069A	80628	Unspecified fracture of T7-T8 vertebra, initial encounter for closed fracture	Closed fracture of T7-T12 level with central cord syndrome
S22079A	80628	Unspecified fracture of T9-T10 vertebra, initial encounter for closed fracture	Closed fracture of T7-T12 level with central cord syndrome
S22089A	80628	Unspecified fracture of T11-T12 vertebra, initial encounter for closed fracture	Closed fracture of T7-T12 level with central cord syndrome
S24153A	80628	Other incomplete lesion at T7-T10 level of thoracic spinal cord, initial encounter	Closed fracture of T7-T12 level with central cord syndrome
S24154A	80628	Other incomplete lesion at T11-T12 level of thoracic spinal cord, initial encounter	Closed fracture of T7-T12 level with central cord syndrome
S22069A	80629	Unspecified fracture of T7-T8 vertebra, initial encounter for closed fracture	Closed fracture of T7-T12 level with other specified spinal cord injury
S22079A	80629	Unspecified fracture of T9-T10 vertebra, initial encounter for closed fracture	Closed fracture of T7-T12 level with other specified spinal cord injury
S22089A	80629	Unspecified fracture of T11-T12 vertebra, initial encounter for closed fracture	Closed fracture of T7-T12 level with other specified spinal cord injury
S24153A	80629	Other incomplete lesion at T7-T10 level of thoracic spinal cord, initial encounter	Closed fracture of T7-T12 level with other specified spinal cord injury

Appendix A
Frailty markers

S24154A	80629	Other incomplete lesion at T11-T12 level of thoracic spinal cord, initial encounter	Closed fracture of T7-T12 level with other specified spinal cord injury
S22019B	80630	Unspecified fracture of first thoracic vertebra, initial encounter for open fracture	Open fracture of T1-T6 level with unspecified spinal cord injury
S22029B	80630	Unspecified fracture of second thoracic vertebra, initial encounter for open fracture	Open fracture of T1-T6 level with unspecified spinal cord injury
S22039B	80630	Unspecified fracture of third thoracic vertebra, initial encounter for open fracture	Open fracture of T1-T6 level with unspecified spinal cord injury
S22049B	80630	Unspecified fracture of fourth thoracic vertebra, initial encounter for open fracture	Open fracture of T1-T6 level with unspecified spinal cord injury
S22059B	80630	Unspecified fracture of T5-T6 vertebra, initial encounter for open fracture	Open fracture of T1-T6 level with unspecified spinal cord injury
S24101A	80630	Unspecified injury at T1 level of thoracic spinal cord, initial encounter	Open fracture of T1-T6 level with unspecified spinal cord injury
S24102A	80630	Unspecified injury at T2-T6 level of thoracic spinal cord, initial encounter	Open fracture of T1-T6 level with unspecified spinal cord injury
S22019B	80631	Unspecified fracture of first thoracic vertebra, initial encounter for open fracture	Open fracture of T1-T6 level with complete lesion of cord
S22029B	80631	Unspecified fracture of second thoracic vertebra, initial encounter for open fracture	Open fracture of T1-T6 level with complete lesion of cord
S22039B	80631	Unspecified fracture of third thoracic vertebra, initial encounter for open fracture	Open fracture of T1-T6 level with complete lesion of cord
S22049B	80631	Unspecified fracture of fourth thoracic vertebra, initial encounter for open fracture	Open fracture of T1-T6 level with complete lesion of cord
S22059B	80631	Unspecified fracture of T5-T6 vertebra, initial encounter for open fracture	Open fracture of T1-T6 level with complete lesion of cord
S24111A	80631	Complete lesion at T1 level of thoracic spinal cord, initial encounter	Open fracture of T1-T6 level with complete lesion of cord
S24112A	80631	Complete lesion at T2-T6 level of thoracic spinal cord, initial encounter	Open fracture of T1-T6 level with complete lesion of cord
S22019B	80632	Unspecified fracture of first thoracic vertebra, initial encounter for open fracture	Open fracture of T1-T6 level with anterior cord syndrome
S22029B	80632	Unspecified fracture of second thoracic vertebra, initial encounter for open fracture	Open fracture of T1-T6 level with anterior cord syndrome
S22039B	80632	Unspecified fracture of third thoracic vertebra, initial encounter for open fracture	Open fracture of T1-T6 level with anterior cord syndrome
S22049B	80632	Unspecified fracture of fourth thoracic vertebra, initial encounter for open fracture	Open fracture of T1-T6 level with anterior cord syndrome
S22059B	80632	Unspecified fracture of T5-T6 vertebra, initial encounter for open fracture	Open fracture of T1-T6 level with anterior cord syndrome
S24131A	80632	Anterior cord syndrome at T1 level of thoracic spinal cord, initial encounter	Open fracture of T1-T6 level with anterior cord syndrome
S24132A	80632	Anterior cord syndrome at T2-T6 level of thoracic spinal cord, initial encounter	Open fracture of T1-T6 level with anterior cord syndrome
S22019B	80633	Unspecified fracture of first thoracic vertebra, initial encounter for open fracture	Open fracture of T1-T6 level with central cord syndrome
S22029B	80633	Unspecified fracture of second thoracic vertebra, initial encounter for open fracture	Open fracture of T1-T6 level with central cord syndrome
S22039B	80633	Unspecified fracture of third thoracic vertebra, initial encounter for open fracture	Open fracture of T1-T6 level with central cord syndrome
S22049B	80633	Unspecified fracture of fourth thoracic vertebra, initial encounter for open fracture	Open fracture of T1-T6 level with central cord syndrome
S22059B	80633	Unspecified fracture of T5-T6 vertebra, initial encounter for open fracture	Open fracture of T1-T6 level with central cord syndrome
S24151A	80633	Other incomplete lesion at T1 level of thoracic spinal cord, initial encounter	Open fracture of T1-T6 level with central cord syndrome
S24152A	80633	Other incomplete lesion at T2-T6 level of thoracic spinal cord, initial encounter	Open fracture of T1-T6 level with central cord syndrome
S22019B	80634	Unspecified fracture of first thoracic vertebra, initial encounter for open fracture	Open fracture of T1-T6 level with other specified spinal cord injury
S22029B	80634	Unspecified fracture of second thoracic vertebra, initial encounter for open fracture	Open fracture of T1-T6 level with other specified spinal cord injury

Appendix A
Frailty markers

S22039B	80634	Unspecified fracture of third thoracic vertebra, initial encounter for open fracture	Open fracture of T1-T6 level with other specified spinal cord injury
S22049B	80634	Unspecified fracture of fourth thoracic vertebra, initial encounter for open fracture	Open fracture of T1-T6 level with other specified spinal cord injury
S22059B	80634	Unspecified fracture of T5-T6 vertebra, initial encounter for open fracture	Open fracture of T1-T6 level with other specified spinal cord injury
S24151A	80634	Other incomplete lesion at T1 level of thoracic spinal cord, initial encounter	Open fracture of T1-T6 level with other specified spinal cord injury
S24152A	80634	Other incomplete lesion at T2-T6 level of thoracic spinal cord, initial encounter	Open fracture of T1-T6 level with other specified spinal cord injury
S22069B	80635	Unspecified fracture of T7-T8 vertebra, initial encounter for open fracture	Open fracture of T7-T12 level with unspecified spinal cord injury
S22079B	80635	Unspecified fracture of T9-T10 vertebra, initial encounter for open fracture	Open fracture of T7-T12 level with unspecified spinal cord injury
S22089B	80635	Unspecified fracture of T11-T12 vertebra, initial encounter for open fracture	Open fracture of T7-T12 level with unspecified spinal cord injury
S24103A	80635	Unspecified injury at T7-T10 level of thoracic spinal cord, initial encounter	Open fracture of T7-T12 level with unspecified spinal cord injury
S24104A	80635	Unspecified injury at T11-T12 level of thoracic spinal cord, initial encounter	Open fracture of T7-T12 level with unspecified spinal cord injury
S22069B	80636	Unspecified fracture of T7-T8 vertebra, initial encounter for open fracture	Open fracture of T7-T12 level with complete lesion of cord
S22079B	80636	Unspecified fracture of T9-T10 vertebra, initial encounter for open fracture	Open fracture of T7-T12 level with complete lesion of cord
S22089B	80636	Unspecified fracture of T11-T12 vertebra, initial encounter for open fracture	Open fracture of T7-T12 level with complete lesion of cord
S24113A	80636	Complete lesion at T7-T10 level of thoracic spinal cord, initial encounter	Open fracture of T7-T12 level with complete lesion of cord
S24114A	80636	Complete lesion at T11-T12 level of thoracic spinal cord, initial encounter	Open fracture of T7-T12 level with complete lesion of cord
S22069B	80637	Unspecified fracture of T7-T8 vertebra, initial encounter for open fracture	Open fracture of T7-T12 level with anterior cord syndrome
S22079B	80637	Unspecified fracture of T9-T10 vertebra, initial encounter for open fracture	Open fracture of T7-T12 level with anterior cord syndrome
S22089B	80637	Unspecified fracture of T11-T12 vertebra, initial encounter for open fracture	Open fracture of T7-T12 level with anterior cord syndrome
S24133A	80637	Anterior cord syndrome at T7-T10 level of thoracic spinal cord, initial encounter	Open fracture of T7-T12 level with anterior cord syndrome
S24134A	80637	Anterior cord syndrome at T11-T12 level of thoracic spinal cord, initial encounter	Open fracture of T7-T12 level with anterior cord syndrome
S22069B	80638	Unspecified fracture of T7-T8 vertebra, initial encounter for open fracture	Open fracture of T7-T12 level with central cord syndrome
S22079B	80638	Unspecified fracture of T9-T10 vertebra, initial encounter for open fracture	Open fracture of T7-T12 level with central cord syndrome
S22089B	80638	Unspecified fracture of T11-T12 vertebra, initial encounter for open fracture	Open fracture of T7-T12 level with central cord syndrome
S24153A	80638	Other incomplete lesion at T7-T10 level of thoracic spinal cord, initial encounter	Open fracture of T7-T12 level with central cord syndrome
S24154A	80638	Other incomplete lesion at T11-T12 level of thoracic spinal cord, initial encounter	Open fracture of T7-T12 level with central cord syndrome
S22069B	80639	Unspecified fracture of T7-T8 vertebra, initial encounter for open fracture	Open fracture of T7-T12 level with other specified spinal cord injury
S22079B	80639	Unspecified fracture of T9-T10 vertebra, initial encounter for open fracture	Open fracture of T7-T12 level with other specified spinal cord injury
S22089B	80639	Unspecified fracture of T11-T12 vertebra, initial encounter for open fracture	Open fracture of T7-T12 level with other specified spinal cord injury
S24153A	80639	Other incomplete lesion at T7-T10 level of thoracic spinal cord, initial encounter	Open fracture of T7-T12 level with other specified spinal cord injury
S24154A	80639	Other incomplete lesion at T11-T12 level of thoracic spinal cord, initial encounter	Open fracture of T7-T12 level with other specified spinal cord injury
S32009A	8064	Unspecified fracture of unspecified lumbar vertebra, initial encounter for closed fracture	Closed fracture of lumbar spine with spinal cord injury

Appendix A
Frailty markers

S34103A	8065	Unspecified injury to L3 level of lumbar spinal cord, initial encounter	Open fracture of lumbar spine with spinal cord injury
S34104A	8065	Unspecified injury to L4 level of lumbar spinal cord, initial encounter	Open fracture of lumbar spine with spinal cord injury
S34105A	8065	Unspecified injury to L5 level of lumbar spinal cord, initial encounter	Open fracture of lumbar spine with spinal cord injury
S34109A	8065	Unspecified injury to unspecified level of lumbar spinal cord, initial encounter	Open fracture of lumbar spine with spinal cord injury
S34111A	8065	Complete lesion of L1 level of lumbar spinal cord, initial encounter	Open fracture of lumbar spine with spinal cord injury
S34112A	8065	Complete lesion of L2 level of lumbar spinal cord, initial encounter	Open fracture of lumbar spine with spinal cord injury
S34113A	8065	Complete lesion of L3 level of lumbar spinal cord, initial encounter	Open fracture of lumbar spine with spinal cord injury
S34114A	8065	Complete lesion of L4 level of lumbar spinal cord, initial encounter	Open fracture of lumbar spine with spinal cord injury
S34115A	8065	Complete lesion of L5 level of lumbar spinal cord, initial encounter	Open fracture of lumbar spine with spinal cord injury
S34119A	8065	Complete lesion of unspecified level of lumbar spinal cord, initial encounter	Open fracture of lumbar spine with spinal cord injury
S34121A	8065	Incomplete lesion of L1 level of lumbar spinal cord, initial encounter	Open fracture of lumbar spine with spinal cord injury
S34122A	8065	Incomplete lesion of L2 level of lumbar spinal cord, initial encounter	Open fracture of lumbar spine with spinal cord injury
S34123A	8065	Incomplete lesion of L3 level of lumbar spinal cord, initial encounter	Open fracture of lumbar spine with spinal cord injury
S34124A	8065	Incomplete lesion of L4 level of lumbar spinal cord, initial encounter	Open fracture of lumbar spine with spinal cord injury
S34125A	8065	Incomplete lesion of L5 level of lumbar spinal cord, initial encounter	Open fracture of lumbar spine with spinal cord injury
S34129A	8065	Incomplete lesion of unspecified level of lumbar spinal cord, initial encounter	Open fracture of lumbar spine with spinal cord injury
S3210XA	80660	Unspecified fracture of sacrum, initial encounter for closed fracture	Closed fracture of sacrum and coccyx with unspecified spinal cord injury
S322XXA	80660	Fracture of coccyx, initial encounter for closed fracture	Closed fracture of sacrum and coccyx with unspecified spinal cord injury
S34139A	80660	Unspecified injury to sacral spinal cord, initial encounter	Closed fracture of sacrum and coccyx with unspecified spinal cord injury
S3210XA	80661	Unspecified fracture of sacrum, initial encounter for closed fracture	Closed fracture of sacrum and coccyx with complete cauda equina lesion
S322XXA	80661	Fracture of coccyx, initial encounter for closed fracture	Closed fracture of sacrum and coccyx with complete cauda equina lesion
S343XXA	80661	Injury of cauda equina, initial encounter	Closed fracture of sacrum and coccyx with complete cauda equina lesion
S3210XA	80662	Unspecified fracture of sacrum, initial encounter for closed fracture	Closed fracture of sacrum and coccyx with other cauda equina injury
S322XXA	80662	Fracture of coccyx, initial encounter for closed fracture	Closed fracture of sacrum and coccyx with other cauda equina injury
S343XXA	80662	Injury of cauda equina, initial encounter	Closed fracture of sacrum and coccyx with other cauda equina injury
S3210XA	80669	Unspecified fracture of sacrum, initial encounter for closed fracture	Closed fracture of sacrum and coccyx with other spinal cord injury
S322XXA	80669	Fracture of coccyx, initial encounter for closed fracture	Closed fracture of sacrum and coccyx with other spinal cord injury
S34131A	80669	Complete lesion of sacral spinal cord, initial encounter	Closed fracture of sacrum and coccyx with other spinal cord injury
S34132A	80669	Incomplete lesion of sacral spinal cord, initial encounter	Closed fracture of sacrum and coccyx with other spinal cord injury
S3210XB	80670	Unspecified fracture of sacrum, initial encounter for open fracture	Open fracture of sacrum and coccyx with unspecified spinal cord injury
S322XXB	80670	Fracture of coccyx, initial encounter for open fracture	Open fracture of sacrum and coccyx with unspecified spinal cord injury

Appendix A
Frailty markers

S34139A	80670	Unspecified injury to sacral spinal cord, initial encounter	Open fracture of sacrum and coccyx with unspecified spinal cord injury
S3210XB	80671	Unspecified fracture of sacrum, initial encounter for open fracture	Open fracture of sacrum and coccyx with complete cauda equina lesion
S322XXB	80671	Fracture of coccyx, initial encounter for open fracture	Open fracture of sacrum and coccyx with complete cauda equina lesion
S343XXA	80671	Injury of cauda equina, initial encounter	Open fracture of sacrum and coccyx with complete cauda equina lesion
S3210XB	80672	Unspecified fracture of sacrum, initial encounter for open fracture	Open fracture of sacrum and coccyx with other cauda equina injury
S322XXB	80672	Fracture of coccyx, initial encounter for open fracture	Open fracture of sacrum and coccyx with other cauda equina injury
S343XXA	80672	Injury of cauda equina, initial encounter	Open fracture of sacrum and coccyx with other cauda equina injury
S3210XB	80679	Unspecified fracture of sacrum, initial encounter for open fracture	Open fracture of sacrum and coccyx with other spinal cord injury
S322XXB	80679	Fracture of coccyx, initial encounter for open fracture	Open fracture of sacrum and coccyx with other spinal cord injury
S34131A	80679	Complete lesion of sacral spinal cord, initial encounter	Open fracture of sacrum and coccyx with other spinal cord injury
S34132A	80679	Incomplete lesion of sacral spinal cord, initial encounter	Open fracture of sacrum and coccyx with other spinal cord injury
S129XXA	8068	Fracture of neck, unspecified, initial encounter	Closed fracture of unspecified vertebral column with spinal cord injury
S14109A	8068	Unspecified injury at unspecified level of cervical spinal cord, initial encounter	Closed fracture of unspecified vertebral column with spinal cord injury
S22009A	8068	Unspecified fracture of unspecified thoracic vertebra, initial encounter for closed fracture	Closed fracture of unspecified vertebral column with spinal cord injury
S24109A	8068	Unspecified injury at unspecified level of thoracic spinal cord, initial encounter	Closed fracture of unspecified vertebral column with spinal cord injury
S32009A	8068	Unspecified fracture of unspecified lumbar vertebra, initial encounter for closed fracture	Closed fracture of unspecified vertebral column with spinal cord injury
S3210XA	8068	Unspecified fracture of sacrum, initial encounter for closed fracture	Closed fracture of unspecified vertebral column with spinal cord injury
S34109A	8068	Unspecified injury to unspecified level of lumbar spinal cord, initial encounter	Closed fracture of unspecified vertebral column with spinal cord injury
S34139A	8068	Unspecified injury to sacral spinal cord, initial encounter	Closed fracture of unspecified vertebral column with spinal cord injury
S129XXA	8069	Fracture of neck, unspecified, initial encounter	Open fracture of unspecified vertebral column with spinal cord injury
S14109A	8069	Unspecified injury at unspecified level of cervical spinal cord, initial encounter	Open fracture of unspecified vertebral column with spinal cord injury
S22009B	8069	Unspecified fracture of unspecified thoracic vertebra, initial encounter for open fracture	Open fracture of unspecified vertebral column with spinal cord injury
S24109A	8069	Unspecified injury at unspecified level of thoracic spinal cord, initial encounter	Open fracture of unspecified vertebral column with spinal cord injury
S32009B	8069	Unspecified fracture of unspecified lumbar vertebra, initial encounter for open fracture	Open fracture of unspecified vertebral column with spinal cord injury
S3210XB	8069	Unspecified fracture of sacrum, initial encounter for open fracture	Open fracture of unspecified vertebral column with spinal cord injury
S34109A	8069	Unspecified injury to unspecified level of lumbar spinal cord, initial encounter	Open fracture of unspecified vertebral column with spinal cord injury
S34139A	8069	Unspecified injury to sacral spinal cord, initial encounter	Open fracture of unspecified vertebral column with spinal cord injury
S2231XA	80701	Fracture of one rib, right side, initial encounter for closed fracture	Closed fracture of one rib
S2232XA	80701	Fracture of one rib, left side, initial encounter for closed fracture	Closed fracture of one rib
S2241XA	80702	Multiple fractures of ribs, right side, initial encounter for closed fracture	Closed fracture of two ribs
S2242XA	80702	Multiple fractures of ribs, left side, initial encounter for closed fracture	Closed fracture of two ribs

Appendix A
Frailty markers

S2243XA	80702	Multiple fractures of ribs, bilateral, initial encounter for closed fracture	Closed fracture of two ribs
S2241XA	80703	Multiple fractures of ribs, right side, initial encounter for closed fracture	Closed fracture of three ribs
S2242XA	80703	Multiple fractures of ribs, left side, initial encounter for closed fracture	Closed fracture of three ribs
S2243XA	80703	Multiple fractures of ribs, bilateral, initial encounter for closed fracture	Closed fracture of three ribs
S2249XA	80703	Multiple fractures of ribs, unspecified side, initial encounter for closed fracture	Closed fracture of three ribs
S2241XA	80704	Multiple fractures of ribs, right side, initial encounter for closed fracture	Closed fracture of four ribs
S2242XA	80704	Multiple fractures of ribs, left side, initial encounter for closed fracture	Closed fracture of four ribs
S2243XA	80704	Multiple fractures of ribs, bilateral, initial encounter for closed fracture	Closed fracture of four ribs
S2249XA	80704	Multiple fractures of ribs, unspecified side, initial encounter for closed fracture	Closed fracture of four ribs
S2241XA	80705	Multiple fractures of ribs, right side, initial encounter for closed fracture	Closed fracture of five ribs
S2242XA	80705	Multiple fractures of ribs, left side, initial encounter for closed fracture	Closed fracture of five ribs
S2243XA	80705	Multiple fractures of ribs, bilateral, initial encounter for closed fracture	Closed fracture of five ribs
S2249XA	80705	Multiple fractures of ribs, unspecified side, initial encounter for closed fracture	Closed fracture of five ribs
S2241XA	80706	Multiple fractures of ribs, right side, initial encounter for closed fracture	Closed fracture of six ribs
S2242XA	80706	Multiple fractures of ribs, left side, initial encounter for closed fracture	Closed fracture of six ribs
S2243XA	80706	Multiple fractures of ribs, bilateral, initial encounter for closed fracture	Closed fracture of six ribs
S2249XA	80706	Multiple fractures of ribs, unspecified side, initial encounter for closed fracture	Closed fracture of six ribs
S2241XA	80707	Multiple fractures of ribs, right side, initial encounter for closed fracture	Closed fracture of seven ribs
S2242XA	80707	Multiple fractures of ribs, left side, initial encounter for closed fracture	Closed fracture of seven ribs
S2243XA	80707	Multiple fractures of ribs, bilateral, initial encounter for closed fracture	Closed fracture of seven ribs
S2249XA	80707	Multiple fractures of ribs, unspecified side, initial encounter for closed fracture	Closed fracture of seven ribs
S2241XA	80708	Multiple fractures of ribs, right side, initial encounter for closed fracture	Closed fracture of eight or more ribs
S2242XA	80708	Multiple fractures of ribs, left side, initial encounter for closed fracture	Closed fracture of eight or more ribs
S2243XA	80708	Multiple fractures of ribs, bilateral, initial encounter for closed fracture	Closed fracture of eight or more ribs
S2249XA	80708	Multiple fractures of ribs, unspecified side, initial encounter for closed fracture	Closed fracture of eight or more ribs
S2241XA	80709	Multiple fractures of ribs, right side, initial encounter for closed fracture	Closed fracture of multiple ribs, unspecified
S2242XA	80709	Multiple fractures of ribs, left side, initial encounter for closed fracture	Closed fracture of multiple ribs, unspecified
S2243XA	80709	Multiple fractures of ribs, bilateral, initial encounter for closed fracture	Closed fracture of multiple ribs, unspecified
S2239XB	80710	Fracture of one rib, unspecified side, initial encounter for open fracture	Open fracture of rib(s), unspecified
S2231XB	80711	Fracture of one rib, right side, initial encounter for open fracture	Open fracture of one rib
S2232XB	80711	Fracture of one rib, left side, initial encounter for open fracture	Open fracture of one rib

Appendix A
Frailty markers

S2241XB	80712	Multiple fractures of ribs, right side, initial encounter for open fracture	Open fracture of two ribs
S2242XB	80712	Multiple fractures of ribs, left side, initial encounter for open fracture	Open fracture of two ribs
S2243XB	80712	Multiple fractures of ribs, bilateral, initial encounter for open fracture	Open fracture of two ribs
S2241XB	80713	Multiple fractures of ribs, right side, initial encounter for open fracture	Open fracture of three ribs
S2242XB	80713	Multiple fractures of ribs, left side, initial encounter for open fracture	Open fracture of three ribs
S2243XB	80713	Multiple fractures of ribs, bilateral, initial encounter for open fracture	Open fracture of three ribs
S2249XB	80713	Multiple fractures of ribs, unspecified side, initial encounter for open fracture	Open fracture of three ribs
S2241XB	80714	Multiple fractures of ribs, right side, initial encounter for open fracture	Open fracture of four ribs
S2242XB	80714	Multiple fractures of ribs, left side, initial encounter for open fracture	Open fracture of four ribs
S2243XB	80714	Multiple fractures of ribs, bilateral, initial encounter for open fracture	Open fracture of four ribs
S2249XB	80714	Multiple fractures of ribs, unspecified side, initial encounter for open fracture	Open fracture of four ribs
S2241XB	80715	Multiple fractures of ribs, right side, initial encounter for open fracture	Open fracture of five ribs
S2242XB	80715	Multiple fractures of ribs, left side, initial encounter for open fracture	Open fracture of five ribs
S2243XB	80715	Multiple fractures of ribs, bilateral, initial encounter for open fracture	Open fracture of five ribs
S2249XB	80715	Multiple fractures of ribs, unspecified side, initial encounter for open fracture	Open fracture of five ribs
S2241XB	80716	Multiple fractures of ribs, right side, initial encounter for open fracture	Open fracture of six ribs
S2242XB	80716	Multiple fractures of ribs, left side, initial encounter for open fracture	Open fracture of six ribs
S2243XB	80716	Multiple fractures of ribs, bilateral, initial encounter for open fracture	Open fracture of six ribs
S2249XB	80716	Multiple fractures of ribs, unspecified side, initial encounter for open fracture	Open fracture of six ribs
S2241XB	80717	Multiple fractures of ribs, right side, initial encounter for open fracture	Open fracture of seven ribs
S2242XB	80717	Multiple fractures of ribs, left side, initial encounter for open fracture	Open fracture of seven ribs
S2243XB	80717	Multiple fractures of ribs, bilateral, initial encounter for open fracture	Open fracture of seven ribs
S2249XB	80717	Multiple fractures of ribs, unspecified side, initial encounter for open fracture	Open fracture of seven ribs
S2241XB	80718	Multiple fractures of ribs, right side, initial encounter for open fracture	Open fracture of eight or more ribs
S2242XB	80718	Multiple fractures of ribs, left side, initial encounter for open fracture	Open fracture of eight or more ribs
S2243XB	80718	Multiple fractures of ribs, bilateral, initial encounter for open fracture	Open fracture of eight or more ribs
S2249XB	80718	Multiple fractures of ribs, unspecified side, initial encounter for open fracture	Open fracture of eight or more ribs
S2241XB	80719	Multiple fractures of ribs, right side, initial encounter for open fracture	Open fracture of multiple ribs, unspecified
S2242XB	80719	Multiple fractures of ribs, left side, initial encounter for open fracture	Open fracture of multiple ribs, unspecified
S2243XB	80719	Multiple fractures of ribs, bilateral, initial encounter for open fracture	Open fracture of multiple ribs, unspecified
S2221XA	8072	Fracture of manubrium, initial encounter for closed fracture	Closed fracture of sternum

Appendix A
Frailty markers

S2222XA	8072	Fracture of body of sternum, initial encounter for closed fracture	Closed fracture of sternum
S2223XA	8072	Sternal manubrial dissociation, initial encounter for closed fracture	Closed fracture of sternum
S2224XA	8072	Fracture of xiphoid process, initial encounter for closed fracture	Closed fracture of sternum
S2221XB	8073	Fracture of manubrium, initial encounter for open fracture	Open fracture of sternum
S2222XB	8073	Fracture of body of sternum, initial encounter for open fracture	Open fracture of sternum
S2223XB	8073	Sternal manubrial dissociation, initial encounter for open fracture	Open fracture of sternum
S2224XB	8073	Fracture of xiphoid process, initial encounter for open fracture	Open fracture of sternum
S128XXA	8076	Fracture of other parts of neck, initial encounter	Open fracture of larynx and trachea
S32401A	8080	Unspecified fracture of right acetabulum, initial encounter for closed fracture	Closed fracture of acetabulum
S32402A	8080	Unspecified fracture of left acetabulum, initial encounter for closed fracture	Closed fracture of acetabulum
S32411A	8080	Displaced fracture of anterior wall of right acetabulum, initial encounter for closed fracture	Closed fracture of acetabulum
S32412A	8080	Displaced fracture of anterior wall of left acetabulum, initial encounter for closed fracture	Closed fracture of acetabulum
S32413A	8080	Displaced fracture of anterior wall of unspecified acetabulum, initial encounter for closed fracture	Closed fracture of acetabulum
S32414A	8080	Nondisplaced fracture of anterior wall of right acetabulum, initial encounter for closed fracture	Closed fracture of acetabulum
S32415A	8080	Nondisplaced fracture of anterior wall of left acetabulum, initial encounter for closed fracture	Closed fracture of acetabulum
S32416A	8080	Nondisplaced fracture of anterior wall of unspecified acetabulum, initial encounter for closed fracture	Closed fracture of acetabulum
S32421A	8080	Displaced fracture of posterior wall of right acetabulum, initial encounter for closed fracture	Closed fracture of acetabulum
S32422A	8080	Displaced fracture of posterior wall of left acetabulum, initial encounter for closed fracture	Closed fracture of acetabulum
S32423A	8080	Displaced fracture of posterior wall of unspecified acetabulum, initial encounter for closed fracture	Closed fracture of acetabulum
S32424A	8080	Nondisplaced fracture of posterior wall of right acetabulum, initial encounter for closed fracture	Closed fracture of acetabulum
S32425A	8080	Nondisplaced fracture of posterior wall of left acetabulum, initial encounter for closed fracture	Closed fracture of acetabulum
S32426A	8080	Nondisplaced fracture of posterior wall of unspecified acetabulum, initial encounter for closed fracture	Closed fracture of acetabulum
S32431A	8080	Displaced fracture of anterior column [iliopubic] of right acetabulum, initial encounter for closed fracture	Closed fracture of acetabulum
S32432A	8080	Displaced fracture of anterior column [iliopubic] of left acetabulum, initial encounter for closed fracture	Closed fracture of acetabulum
S32433A	8080	Displaced fracture of anterior column [iliopubic] of unspecified acetabulum, initial encounter for closed fracture	Closed fracture of acetabulum
S32434A	8080	Nondisplaced fracture of anterior column [iliopubic] of right acetabulum, initial encounter for closed fracture	Closed fracture of acetabulum
S32435A	8080	Nondisplaced fracture of anterior column [iliopubic] of left acetabulum, initial encounter for closed fracture	Closed fracture of acetabulum
S32436A	8080	Nondisplaced fracture of anterior column [iliopubic] of unspecified acetabulum, initial encounter for closed fracture	Closed fracture of acetabulum
S32441A	8080	Displaced fracture of posterior column [ilioischial] of right acetabulum, initial encounter for closed fracture	Closed fracture of acetabulum
S32442A	8080	Displaced fracture of posterior column [ilioischial] of left acetabulum, initial encounter for closed fracture	Closed fracture of acetabulum

Appendix A
Frailty markers

S32443A	8080	Displaced fracture of posterior column [ilioischial] of unspecified acetabulum, initial encounter for closed fracture	Closed fracture of acetabulum
S32444A	8080	Nondisplaced fracture of posterior column [ilioischial] of right acetabulum, initial encounter for closed fracture	Closed fracture of acetabulum
S32445A	8080	Nondisplaced fracture of posterior column [ilioischial] of left acetabulum, initial encounter for closed fracture	Closed fracture of acetabulum
S32446A	8080	Nondisplaced fracture of posterior column [ilioischial] of unspecified acetabulum, initial encounter for closed fracture	Closed fracture of acetabulum
S32451A	8080	Displaced transverse fracture of right acetabulum, initial encounter for closed fracture	Closed fracture of acetabulum
S32452A	8080	Displaced transverse fracture of left acetabulum, initial encounter for closed fracture	Closed fracture of acetabulum
S32453A	8080	Displaced transverse fracture of unspecified acetabulum, initial encounter for closed fracture	Closed fracture of acetabulum
S32454A	8080	Nondisplaced transverse fracture of right acetabulum, initial encounter for closed fracture	Closed fracture of acetabulum
S32455A	8080	Nondisplaced transverse fracture of left acetabulum, initial encounter for closed fracture	Closed fracture of acetabulum
S32456A	8080	Nondisplaced transverse fracture of unspecified acetabulum, initial encounter for closed fracture	Closed fracture of acetabulum
S32461A	8080	Displaced associated transverse-posterior fracture of right acetabulum, initial encounter for closed fracture	Closed fracture of acetabulum
S32462A	8080	Displaced associated transverse-posterior fracture of left acetabulum, initial encounter for closed fracture	Closed fracture of acetabulum
S32463A	8080	Displaced associated transverse-posterior fracture of unspecified acetabulum, initial encounter for closed fracture	Closed fracture of acetabulum
S32464A	8080	Nondisplaced associated transverse-posterior fracture of right acetabulum, initial encounter for closed fracture	Closed fracture of acetabulum
S32465A	8080	Nondisplaced associated transverse-posterior fracture of left acetabulum, initial encounter for closed fracture	Closed fracture of acetabulum
S32466A	8080	Nondisplaced associated transverse-posterior fracture of unspecified acetabulum, initial encounter for closed fracture	Closed fracture of acetabulum
S32471A	8080	Displaced fracture of medial wall of right acetabulum, initial encounter for closed fracture	Closed fracture of acetabulum
S32472A	8080	Displaced fracture of medial wall of left acetabulum, initial encounter for closed fracture	Closed fracture of acetabulum
S32473A	8080	Displaced fracture of medial wall of unspecified acetabulum, initial encounter for closed fracture	Closed fracture of acetabulum
S32474A	8080	Nondisplaced fracture of medial wall of right acetabulum, initial encounter for closed fracture	Closed fracture of acetabulum
S32475A	8080	Nondisplaced fracture of medial wall of left acetabulum, initial encounter for closed fracture	Closed fracture of acetabulum
S32476A	8080	Nondisplaced fracture of medial wall of unspecified acetabulum, initial encounter for closed fracture	Closed fracture of acetabulum
S32481A	8080	Displaced dome fracture of right acetabulum, initial encounter for closed fracture	Closed fracture of acetabulum
S32482A	8080	Displaced dome fracture of left acetabulum, initial encounter for closed fracture	Closed fracture of acetabulum
S32483A	8080	Displaced dome fracture of unspecified acetabulum, initial encounter for closed fracture	Closed fracture of acetabulum
S32484A	8080	Nondisplaced dome fracture of right acetabulum, initial encounter for closed fracture	Closed fracture of acetabulum
S32485A	8080	Nondisplaced dome fracture of left acetabulum, initial encounter for closed fracture	Closed fracture of acetabulum
S32486A	8080	Nondisplaced dome fracture of unspecified acetabulum, initial encounter for closed fracture	Closed fracture of acetabulum
S32491A	8080	Other specified fracture of right acetabulum, initial encounter for closed fracture	Closed fracture of acetabulum

Appendix A
Frailty markers

S32492A	8080	Other specified fracture of left acetabulum, initial encounter for closed fracture	Closed fracture of acetabulum
S32499A	8080	Other specified fracture of unspecified acetabulum, initial encounter for closed fracture	Closed fracture of acetabulum
S32401B	8081	Unspecified fracture of right acetabulum, initial encounter for open fracture	Open fracture of acetabulum
S32402B	8081	Unspecified fracture of left acetabulum, initial encounter for open fracture	Open fracture of acetabulum
S32411B	8081	Displaced fracture of anterior wall of right acetabulum, initial encounter for open fracture	Open fracture of acetabulum
S32412B	8081	Displaced fracture of anterior wall of left acetabulum, initial encounter for open fracture	Open fracture of acetabulum
S32413B	8081	Displaced fracture of anterior wall of unspecified acetabulum, initial encounter for open fracture	Open fracture of acetabulum
S32414B	8081	Nondisplaced fracture of anterior wall of right acetabulum, initial encounter for open fracture	Open fracture of acetabulum
S32415B	8081	Nondisplaced fracture of anterior wall of left acetabulum, initial encounter for open fracture	Open fracture of acetabulum
S32416B	8081	Nondisplaced fracture of anterior wall of unspecified acetabulum, initial encounter for open fracture	Open fracture of acetabulum
S32421B	8081	Displaced fracture of posterior wall of right acetabulum, initial encounter for open fracture	Open fracture of acetabulum
S32422B	8081	Displaced fracture of posterior wall of left acetabulum, initial encounter for open fracture	Open fracture of acetabulum
S32423B	8081	Displaced fracture of posterior wall of unspecified acetabulum, initial encounter for open fracture	Open fracture of acetabulum
S32424B	8081	Nondisplaced fracture of posterior wall of right acetabulum, initial encounter for open fracture	Open fracture of acetabulum
S32425B	8081	Nondisplaced fracture of posterior wall of left acetabulum, initial encounter for open fracture	Open fracture of acetabulum
S32426B	8081	Nondisplaced fracture of posterior wall of unspecified acetabulum, initial encounter for open fracture	Open fracture of acetabulum
S32431B	8081	Displaced fracture of anterior column [iliopubic] of right acetabulum, initial encounter for open fracture	Open fracture of acetabulum
S32432B	8081	Displaced fracture of anterior column [iliopubic] of left acetabulum, initial encounter for open fracture	Open fracture of acetabulum
S32433B	8081	Displaced fracture of anterior column [iliopubic] of unspecified acetabulum, initial encounter for open fracture	Open fracture of acetabulum
S32434B	8081	Nondisplaced fracture of anterior column [iliopubic] of right acetabulum, initial encounter for open fracture	Open fracture of acetabulum
S32435B	8081	Nondisplaced fracture of anterior column [iliopubic] of left acetabulum, initial encounter for open fracture	Open fracture of acetabulum
S32436B	8081	Nondisplaced fracture of anterior column [iliopubic] of unspecified acetabulum, initial encounter for open fracture	Open fracture of acetabulum
S32441B	8081	Displaced fracture of posterior column [ilioischial] of right acetabulum, initial encounter for open fracture	Open fracture of acetabulum
S32442B	8081	Displaced fracture of posterior column [ilioischial] of left acetabulum, initial encounter for open fracture	Open fracture of acetabulum
S32443B	8081	Displaced fracture of posterior column [ilioischial] of unspecified acetabulum, initial encounter for open fracture	Open fracture of acetabulum
S32444B	8081	Nondisplaced fracture of posterior column [ilioischial] of right acetabulum, initial encounter for open fracture	Open fracture of acetabulum
S32445B	8081	Nondisplaced fracture of posterior column [ilioischial] of left acetabulum, initial encounter for open fracture	Open fracture of acetabulum
S32446B	8081	Nondisplaced fracture of posterior column [ilioischial] of unspecified acetabulum, initial encounter for open fracture	Open fracture of acetabulum
S32451B	8081	Displaced transverse fracture of right acetabulum, initial encounter for open fracture	Open fracture of acetabulum
S32452B	8081	Displaced transverse fracture of left acetabulum, initial encounter for open fracture	Open fracture of acetabulum
S32453B	8081	Displaced transverse fracture of unspecified acetabulum, initial encounter for open fracture	Open fracture of acetabulum

Appendix A
Frailty markers

S32454B	8081	Nondisplaced transverse fracture of right acetabulum, initial encounter for open fracture	Open fracture of acetabulum
S32455B	8081	Nondisplaced transverse fracture of left acetabulum, initial encounter for open fracture	Open fracture of acetabulum
S32456B	8081	Nondisplaced transverse fracture of unspecified acetabulum, initial encounter for open fracture	Open fracture of acetabulum
S32461B	8081	Displaced associated transverse-posterior fracture of right acetabulum, initial encounter for open fracture	Open fracture of acetabulum
S32462B	8081	Displaced associated transverse-posterior fracture of left acetabulum, initial encounter for open fracture	Open fracture of acetabulum
S32463B	8081	Displaced associated transverse-posterior fracture of unspecified acetabulum, initial encounter for open fracture	Open fracture of acetabulum
S32464B	8081	Nondisplaced associated transverse-posterior fracture of right acetabulum, initial encounter for open fracture	Open fracture of acetabulum
S32465B	8081	Nondisplaced associated transverse-posterior fracture of left acetabulum, initial encounter for open fracture	Open fracture of acetabulum
S32466B	8081	Nondisplaced associated transverse-posterior fracture of unspecified acetabulum, initial encounter for open fracture	Open fracture of acetabulum
S32471B	8081	Displaced fracture of medial wall of right acetabulum, initial encounter for open fracture	Open fracture of acetabulum
S32472B	8081	Displaced fracture of medial wall of left acetabulum, initial encounter for open fracture	Open fracture of acetabulum
S32473B	8081	Displaced fracture of medial wall of unspecified acetabulum, initial encounter for open fracture	Open fracture of acetabulum
S32474B	8081	Nondisplaced fracture of medial wall of right acetabulum, initial encounter for open fracture	Open fracture of acetabulum
S32475B	8081	Nondisplaced fracture of medial wall of left acetabulum, initial encounter for open fracture	Open fracture of acetabulum
S32476B	8081	Nondisplaced fracture of medial wall of unspecified acetabulum, initial encounter for open fracture	Open fracture of acetabulum
S32481B	8081	Displaced dome fracture of right acetabulum, initial encounter for open fracture	Open fracture of acetabulum
S32482B	8081	Displaced dome fracture of left acetabulum, initial encounter for open fracture	Open fracture of acetabulum
S32483B	8081	Displaced dome fracture of unspecified acetabulum, initial encounter for open fracture	Open fracture of acetabulum
S32484B	8081	Nondisplaced dome fracture of right acetabulum, initial encounter for open fracture	Open fracture of acetabulum
S32485B	8081	Nondisplaced dome fracture of left acetabulum, initial encounter for open fracture	Open fracture of acetabulum
S32486B	8081	Nondisplaced dome fracture of unspecified acetabulum, initial encounter for open fracture	Open fracture of acetabulum
S32491B	8081	Other specified fracture of right acetabulum, initial encounter for open fracture	Open fracture of acetabulum
S32492B	8081	Other specified fracture of left acetabulum, initial encounter for open fracture	Open fracture of acetabulum
S32499B	8081	Other specified fracture of unspecified acetabulum, initial encounter for open fracture	Open fracture of acetabulum
S32511A	8082	Fracture of superior rim of right pubis, initial encounter for closed fracture	Closed fracture of pubis
S32512A	8082	Fracture of superior rim of left pubis, initial encounter for closed fracture	Closed fracture of pubis
S32519A	8082	Fracture of superior rim of unspecified pubis, initial encounter for closed fracture	Closed fracture of pubis
S32591A	8082	Other specified fracture of right pubis, initial encounter for closed fracture	Closed fracture of pubis
S32592A	8082	Other specified fracture of left pubis, initial encounter for closed fracture	Closed fracture of pubis
S32599A	8082	Other specified fracture of unspecified pubis, initial encounter for closed fracture	Closed fracture of pubis
S32511B	8083	Fracture of superior rim of right pubis, initial encounter for open fracture	Open fracture of pubis

Appendix A
Frailty markers

S32512B	8083	Fracture of superior rim of left pubis, initial encounter for open fracture	Open fracture of pubis
S32519B	8083	Fracture of superior rim of unspecified pubis, initial encounter for open fracture	Open fracture of pubis
S32591B	8083	Other specified fracture of right pubis, initial encounter for open fracture	Open fracture of pubis
S32592B	8083	Other specified fracture of left pubis, initial encounter for open fracture	Open fracture of pubis
S32599B	8083	Other specified fracture of unspecified pubis, initial encounter for open fracture	Open fracture of pubis
S32301A	80841	Unspecified fracture of right ilium, initial encounter for closed fracture	Closed fracture of ilium
S32302A	80841	Unspecified fracture of left ilium, initial encounter for closed fracture	Closed fracture of ilium
S32311A	80841	Displaced avulsion fracture of right ilium, initial encounter for closed fracture	Closed fracture of ilium
S32312A	80841	Displaced avulsion fracture of left ilium, initial encounter for closed fracture	Closed fracture of ilium
S32313A	80841	Displaced avulsion fracture of unspecified ilium, initial encounter for closed fracture	Closed fracture of ilium
S32314A	80841	Nondisplaced avulsion fracture of right ilium, initial encounter for closed fracture	Closed fracture of ilium
S32315A	80841	Nondisplaced avulsion fracture of left ilium, initial encounter for closed fracture	Closed fracture of ilium
S32316A	80841	Nondisplaced avulsion fracture of unspecified ilium, initial encounter for closed fracture	Closed fracture of ilium
S32391A	80841	Other fracture of right ilium, initial encounter for closed fracture	Closed fracture of ilium
S32392A	80841	Other fracture of left ilium, initial encounter for closed fracture	Closed fracture of ilium
S32399A	80841	Other fracture of unspecified ilium, initial encounter for closed fracture	Closed fracture of ilium
S32601A	80842	Unspecified fracture of right ischium, initial encounter for closed fracture	Closed fracture of ischium
S32602A	80842	Unspecified fracture of left ischium, initial encounter for closed fracture	Closed fracture of ischium
S32611A	80842	Displaced avulsion fracture of right ischium, initial encounter for closed fracture	Closed fracture of ischium
S32612A	80842	Displaced avulsion fracture of left ischium, initial encounter for closed fracture	Closed fracture of ischium
S32613A	80842	Displaced avulsion fracture of unspecified ischium, initial encounter for closed fracture	Closed fracture of ischium
S32614A	80842	Nondisplaced avulsion fracture of right ischium, initial encounter for closed fracture	Closed fracture of ischium
S32615A	80842	Nondisplaced avulsion fracture of left ischium, initial encounter for closed fracture	Closed fracture of ischium
S32616A	80842	Nondisplaced avulsion fracture of unspecified ischium, initial encounter for closed fracture	Closed fracture of ischium
S32691A	80842	Other specified fracture of right ischium, initial encounter for closed fracture	Closed fracture of ischium
S32692A	80842	Other specified fracture of left ischium, initial encounter for closed fracture	Closed fracture of ischium
S32699A	80842	Other specified fracture of unspecified ischium, initial encounter for closed fracture	Closed fracture of ischium
S329XXA	80849	Fracture of unspecified parts of lumbosacral spine and pelvis, initial encounter for closed fracture	Closed fracture of other specified part of pelvis
S32301B	80851	Unspecified fracture of right ilium, initial encounter for open fracture	Open fracture of ilium
S32302B	80851	Unspecified fracture of left ilium, initial encounter for open fracture	Open fracture of ilium
S32311B	80851	Displaced avulsion fracture of right ilium, initial encounter for open fracture	Open fracture of ilium

Appendix A
Frailty markers

S32312B	80851	Displaced avulsion fracture of left ilium, initial encounter for open fracture	Open fracture of ilium
S32313B	80851	Displaced avulsion fracture of unspecified ilium, initial encounter for open fracture	Open fracture of ilium
S32314B	80851	Nondisplaced avulsion fracture of right ilium, initial encounter for open fracture	Open fracture of ilium
S32315B	80851	Nondisplaced avulsion fracture of left ilium, initial encounter for open fracture	Open fracture of ilium
S32316B	80851	Nondisplaced avulsion fracture of unspecified ilium, initial encounter for open fracture	Open fracture of ilium
S32391B	80851	Other fracture of right ilium, initial encounter for open fracture	Open fracture of ilium
S32392B	80851	Other fracture of left ilium, initial encounter for open fracture	Open fracture of ilium
S32399B	80851	Other fracture of unspecified ilium, initial encounter for open fracture	Open fracture of ilium
S32601B	80852	Unspecified fracture of right ischium, initial encounter for open fracture	Open fracture of ischium
S32602B	80852	Unspecified fracture of left ischium, initial encounter for open fracture	Open fracture of ischium
S32611B	80852	Displaced avulsion fracture of right ischium, initial encounter for open fracture	Open fracture of ischium
S32612B	80852	Displaced avulsion fracture of left ischium, initial encounter for open fracture	Open fracture of ischium
S32613B	80852	Displaced avulsion fracture of unspecified ischium, initial encounter for open fracture	Open fracture of ischium
S32614B	80852	Nondisplaced avulsion fracture of right ischium, initial encounter for open fracture	Open fracture of ischium
S32615B	80852	Nondisplaced avulsion fracture of left ischium, initial encounter for open fracture	Open fracture of ischium
S32616B	80852	Nondisplaced avulsion fracture of unspecified ischium, initial encounter for open fracture	Open fracture of ischium
S32691B	80852	Other specified fracture of right ischium, initial encounter for open fracture	Open fracture of ischium
S32692B	80852	Other specified fracture of left ischium, initial encounter for open fracture	Open fracture of ischium
S32699B	80852	Other specified fracture of unspecified ischium, initial encounter for open fracture	Open fracture of ischium
S329XXB	80859	Fracture of unspecified parts of lumbosacral spine and pelvis, initial encounter for open fracture	Open fracture of other specified part of pelvis
S42001A	81000	Fracture of unspecified part of right clavicle, initial encounter for closed fracture	Closed fracture of clavicle, unspecified part
S42002A	81000	Fracture of unspecified part of left clavicle, initial encounter for closed fracture	Closed fracture of clavicle, unspecified part
S42011A	81001	Anterior displaced fracture of sternal end of right clavicle, initial encounter for closed fracture	Closed fracture of sternal end of clavicle
S42012A	81001	Anterior displaced fracture of sternal end of left clavicle, initial encounter for closed fracture	Closed fracture of sternal end of clavicle
S42014A	81001	Posterior displaced fracture of sternal end of right clavicle, initial encounter for closed fracture	Closed fracture of sternal end of clavicle
S42015A	81001	Posterior displaced fracture of sternal end of left clavicle, initial encounter for closed fracture	Closed fracture of sternal end of clavicle
S42017A	81001	Nondisplaced fracture of sternal end of right clavicle, initial encounter for closed fracture	Closed fracture of sternal end of clavicle
S42018A	81001	Nondisplaced fracture of sternal end of left clavicle, initial encounter for closed fracture	Closed fracture of sternal end of clavicle
S42021A	81002	Displaced fracture of shaft of right clavicle, initial encounter for closed fracture	Closed fracture of shaft of clavicle
S42022A	81002	Displaced fracture of shaft of left clavicle, initial encounter for closed fracture	Closed fracture of shaft of clavicle
S42024A	81002	Nondisplaced fracture of shaft of right clavicle, initial encounter for closed fracture	Closed fracture of shaft of clavicle

Appendix A
Frailty markers

S42025A	81002	Nondisplaced fracture of shaft of left clavicle, initial encounter for closed fracture	Closed fracture of shaft of clavicle
S42031A	81003	Displaced fracture of lateral end of right clavicle, initial encounter for closed fracture	Closed fracture of acromial end of clavicle
S42032A	81003	Displaced fracture of lateral end of left clavicle, initial encounter for closed fracture	Closed fracture of acromial end of clavicle
S42034A	81003	Nondisplaced fracture of lateral end of right clavicle, initial encounter for closed fracture	Closed fracture of acromial end of clavicle
S42035A	81003	Nondisplaced fracture of lateral end of left clavicle, initial encounter for closed fracture	Closed fracture of acromial end of clavicle
S42001B	81010	Fracture of unspecified part of right clavicle, initial encounter for open fracture	Open fracture of clavicle, unspecified part
S42002B	81010	Fracture of unspecified part of left clavicle, initial encounter for open fracture	Open fracture of clavicle, unspecified part
S42011B	81011	Anterior displaced fracture of sternal end of right clavicle, initial encounter for open fracture	Open fracture of sternal end of clavicle
S42012B	81011	Anterior displaced fracture of sternal end of left clavicle, initial encounter for open fracture	Open fracture of sternal end of clavicle
S42014B	81011	Posterior displaced fracture of sternal end of right clavicle, initial encounter for open fracture	Open fracture of sternal end of clavicle
S42015B	81011	Posterior displaced fracture of sternal end of left clavicle, initial encounter for open fracture	Open fracture of sternal end of clavicle
S42017B	81011	Nondisplaced fracture of sternal end of right clavicle, initial encounter for open fracture	Open fracture of sternal end of clavicle
S42018B	81011	Nondisplaced fracture of sternal end of left clavicle, initial encounter for open fracture	Open fracture of sternal end of clavicle
S42021B	81012	Displaced fracture of shaft of right clavicle, initial encounter for open fracture	Open fracture of shaft of clavicle
S42022B	81012	Displaced fracture of shaft of left clavicle, initial encounter for open fracture	Open fracture of shaft of clavicle
S42024B	81012	Nondisplaced fracture of shaft of right clavicle, initial encounter for open fracture	Open fracture of shaft of clavicle
S42025B	81012	Nondisplaced fracture of shaft of left clavicle, initial encounter for open fracture	Open fracture of shaft of clavicle
S42031B	81013	Displaced fracture of lateral end of right clavicle, initial encounter for open fracture	Open fracture of acromial end of clavicle
S42032B	81013	Displaced fracture of lateral end of left clavicle, initial encounter for open fracture	Open fracture of acromial end of clavicle
S42034B	81013	Nondisplaced fracture of lateral end of right clavicle, initial encounter for open fracture	Open fracture of acromial end of clavicle
S42035B	81013	Nondisplaced fracture of lateral end of left clavicle, initial encounter for open fracture	Open fracture of acromial end of clavicle
S42101A	81100	Fracture of unspecified part of scapula, right shoulder, initial encounter for closed fracture	Closed fracture of scapula, unspecified part
S42102A	81100	Fracture of unspecified part of scapula, left shoulder, initial encounter for closed fracture	Closed fracture of scapula, unspecified part
S42121A	81101	Displaced fracture of acromial process, right shoulder, initial encounter for closed fracture	Closed fracture of acromial process of scapula
S42122A	81101	Displaced fracture of acromial process, left shoulder, initial encounter for closed fracture	Closed fracture of acromial process of scapula
S42124A	81101	Nondisplaced fracture of acromial process, right shoulder, initial encounter for closed fracture	Closed fracture of acromial process of scapula
S42125A	81101	Nondisplaced fracture of acromial process, left shoulder, initial encounter for closed fracture	Closed fracture of acromial process of scapula
S42131A	81102	Displaced fracture of coracoid process, right shoulder, initial encounter for closed fracture	Closed fracture of coracoid process of scapula
S42132A	81102	Displaced fracture of coracoid process, left shoulder, initial encounter for closed fracture	Closed fracture of coracoid process of scapula
S42134A	81102	Nondisplaced fracture of coracoid process, right shoulder, initial encounter for closed fracture	Closed fracture of coracoid process of scapula
S42135A	81102	Nondisplaced fracture of coracoid process, left shoulder, initial encounter for closed fracture	Closed fracture of coracoid process of scapula

Appendix A
Frailty markers

S42141A	81103	Displaced fracture of glenoid cavity of scapula, right shoulder, initial encounter for closed fracture	Closed fracture of glenoid cavity and neck of scapula
S42142A	81103	Displaced fracture of glenoid cavity of scapula, left shoulder, initial encounter for closed fracture	Closed fracture of glenoid cavity and neck of scapula
S42144A	81103	Nondisplaced fracture of glenoid cavity of scapula, right shoulder, initial encounter for closed fracture	Closed fracture of glenoid cavity and neck of scapula
S42145A	81103	Nondisplaced fracture of glenoid cavity of scapula, left shoulder, initial encounter for closed fracture	Closed fracture of glenoid cavity and neck of scapula
S42151A	81103	Displaced fracture of neck of scapula, right shoulder, initial encounter for closed fracture	Closed fracture of glenoid cavity and neck of scapula
S42152A	81103	Displaced fracture of neck of scapula, left shoulder, initial encounter for closed fracture	Closed fracture of glenoid cavity and neck of scapula
S42154A	81103	Nondisplaced fracture of neck of scapula, right shoulder, initial encounter for closed fracture	Closed fracture of glenoid cavity and neck of scapula
S42155A	81103	Nondisplaced fracture of neck of scapula, left shoulder, initial encounter for closed fracture	Closed fracture of glenoid cavity and neck of scapula
S42111A	81109	Displaced fracture of body of scapula, right shoulder, initial encounter for closed fracture	Closed fracture of scapula, other
S42112A	81109	Displaced fracture of body of scapula, left shoulder, initial encounter for closed fracture	Closed fracture of scapula, other
S42114A	81109	Nondisplaced fracture of body of scapula, right shoulder, initial encounter for closed fracture	Closed fracture of scapula, other
S42115A	81109	Nondisplaced fracture of body of scapula, left shoulder, initial encounter for closed fracture	Closed fracture of scapula, other
S42191A	81109	Fracture of other part of scapula, right shoulder, initial encounter for closed fracture	Closed fracture of scapula, other
S42192A	81109	Fracture of other part of scapula, left shoulder, initial encounter for closed fracture	Closed fracture of scapula, other
S42101B	81110	Fracture of unspecified part of scapula, right shoulder, initial encounter for open fracture	Open fracture of scapula, unspecified part
S42102B	81110	Fracture of unspecified part of scapula, left shoulder, initial encounter for open fracture	Open fracture of scapula, unspecified part
S42121B	81111	Displaced fracture of acromial process, right shoulder, initial encounter for open fracture	Open fracture of acromial process of scapula
S42122B	81111	Displaced fracture of acromial process, left shoulder, initial encounter for open fracture	Open fracture of acromial process of scapula
S42124B	81111	Nondisplaced fracture of acromial process, right shoulder, initial encounter for open fracture	Open fracture of acromial process of scapula
S42125B	81111	Nondisplaced fracture of acromial process, left shoulder, initial encounter for open fracture	Open fracture of acromial process of scapula
S42131B	81112	Displaced fracture of coracoid process, right shoulder, initial encounter for open fracture	Open fracture of coracoid process
S42132B	81112	Displaced fracture of coracoid process, left shoulder, initial encounter for open fracture	Open fracture of coracoid process
S42134B	81112	Nondisplaced fracture of coracoid process, right shoulder, initial encounter for open fracture	Open fracture of coracoid process
S42135B	81112	Nondisplaced fracture of coracoid process, left shoulder, initial encounter for open fracture	Open fracture of coracoid process
S42141B	81113	Displaced fracture of glenoid cavity of scapula, right shoulder, initial encounter for open fracture	Open fracture of glenoid cavity and neck of scapula
S42142B	81113	Displaced fracture of glenoid cavity of scapula, left shoulder, initial encounter for open fracture	Open fracture of glenoid cavity and neck of scapula
S42144B	81113	Nondisplaced fracture of glenoid cavity of scapula, right shoulder, initial encounter for open fracture	Open fracture of glenoid cavity and neck of scapula
S42145B	81113	Nondisplaced fracture of glenoid cavity of scapula, left shoulder, initial encounter for open fracture	Open fracture of glenoid cavity and neck of scapula
S42151B	81113	Displaced fracture of neck of scapula, right shoulder, initial encounter for open fracture	Open fracture of glenoid cavity and neck of scapula
S42152B	81113	Displaced fracture of neck of scapula, left shoulder, initial encounter for open fracture	Open fracture of glenoid cavity and neck of scapula
S42154B	81113	Nondisplaced fracture of neck of scapula, right shoulder, initial encounter for open fracture	Open fracture of glenoid cavity and neck of scapula

Appendix A
Frailty markers

S42155B	81113	Nondisplaced fracture of neck of scapula, left shoulder, initial encounter for open fracture	Open fracture of glenoid cavity and neck of scapula
S42111B	81119	Displaced fracture of body of scapula, right shoulder, initial encounter for open fracture	Open fracture of scapula, other
S42112B	81119	Displaced fracture of body of scapula, left shoulder, initial encounter for open fracture	Open fracture of scapula, other
S42114B	81119	Nondisplaced fracture of body of scapula, right shoulder, initial encounter for open fracture	Open fracture of scapula, other
S42115B	81119	Nondisplaced fracture of body of scapula, left shoulder, initial encounter for open fracture	Open fracture of scapula, other
S42191B	81119	Fracture of other part of scapula, right shoulder, initial encounter for open fracture	Open fracture of scapula, other
S42192B	81119	Fracture of other part of scapula, left shoulder, initial encounter for open fracture	Open fracture of scapula, other
S42201A	81200	Unspecified fracture of upper end of right humerus, initial encounter for closed fracture	Closed fracture of unspecified part of upper end of humerus
S42202A	81200	Unspecified fracture of upper end of left humerus, initial encounter for closed fracture	Closed fracture of unspecified part of upper end of humerus
S42211A	81201	Unspecified displaced fracture of surgical neck of right humerus, initial encounter for closed fracture	Closed fracture of surgical neck of humerus
S42212A	81201	Unspecified displaced fracture of surgical neck of left humerus, initial encounter for closed fracture	Closed fracture of surgical neck of humerus
S42214A	81201	Unspecified nondisplaced fracture of surgical neck of right humerus, initial encounter for closed fracture	Closed fracture of surgical neck of humerus
S42215A	81201	Unspecified nondisplaced fracture of surgical neck of left humerus, initial encounter for closed fracture	Closed fracture of surgical neck of humerus
S42221A	81201	2-part displaced fracture of surgical neck of right humerus, initial encounter for closed fracture	Closed fracture of surgical neck of humerus
S42222A	81201	2-part displaced fracture of surgical neck of left humerus, initial encounter for closed fracture	Closed fracture of surgical neck of humerus
S42223A	81201	2-part displaced fracture of surgical neck of unspecified humerus, initial encounter for closed fracture	Closed fracture of surgical neck of humerus
S42224A	81201	2-part nondisplaced fracture of surgical neck of right humerus, initial encounter for closed fracture	Closed fracture of surgical neck of humerus
S42225A	81201	2-part nondisplaced fracture of surgical neck of left humerus, initial encounter for closed fracture	Closed fracture of surgical neck of humerus
S42226A	81201	2-part nondisplaced fracture of surgical neck of unspecified humerus, initial encounter for closed fracture	Closed fracture of surgical neck of humerus
S42231A	81201	3-part fracture of surgical neck of right humerus, initial encounter for closed fracture	Closed fracture of surgical neck of humerus
S42232A	81201	3-part fracture of surgical neck of left humerus, initial encounter for closed fracture	Closed fracture of surgical neck of humerus
S42239A	81201	3-part fracture of surgical neck of unspecified humerus, initial encounter for closed fracture	Closed fracture of surgical neck of humerus
S42241A	81201	4-part fracture of surgical neck of right humerus, initial encounter for closed fracture	Closed fracture of surgical neck of humerus
S42242A	81201	4-part fracture of surgical neck of left humerus, initial encounter for closed fracture	Closed fracture of surgical neck of humerus
S42249A	81201	4-part fracture of surgical neck of unspecified humerus, initial encounter for closed fracture	Closed fracture of surgical neck of humerus
S42291A	81202	Other displaced fracture of upper end of right humerus, initial encounter for closed fracture	Closed fracture of anatomical neck of humerus
S42292A	81202	Other displaced fracture of upper end of left humerus, initial encounter for closed fracture	Closed fracture of anatomical neck of humerus
S42294A	81202	Other nondisplaced fracture of upper end of right humerus, initial encounter for closed fracture	Closed fracture of anatomical neck of humerus
S42296A	81202	Other nondisplaced fracture of upper end of unspecified humerus, initial encounter for closed fracture	Closed fracture of anatomical neck of humerus
S42251A	81203	Displaced fracture of greater tuberosity of right humerus, initial encounter for closed fracture	Closed fracture of greater tuberosity of humerus
S42252A	81203	Displaced fracture of greater tuberosity of left humerus, initial encounter for closed fracture	Closed fracture of greater tuberosity of humerus

Appendix A
Frailty markers

S49049A	81209	Salter-Harris Type IV physeal fracture of upper end of humerus, unspecified arm, initial encounter for closed fracture	Other closed fracture of upper end of humerus
S49091A	81209	Other physeal fracture of upper end of humerus, right arm, initial encounter for closed fracture	Other closed fracture of upper end of humerus
S49092A	81209	Other physeal fracture of upper end of humerus, left arm, initial encounter for closed fracture	Other closed fracture of upper end of humerus
S49099A	81209	Other physeal fracture of upper end of humerus, unspecified arm, initial encounter for closed fracture	Other closed fracture of upper end of humerus
S42201B	81210	Unspecified fracture of upper end of right humerus, initial encounter for open fracture	Open fracture of unspecified part of upper end of humerus
S42202B	81210	Unspecified fracture of upper end of left humerus, initial encounter for open fracture	Open fracture of unspecified part of upper end of humerus
S42211B	81211	Unspecified displaced fracture of surgical neck of right humerus, initial encounter for open fracture	Open fracture of surgical neck of humerus
S42212B	81211	Unspecified displaced fracture of surgical neck of left humerus, initial encounter for open fracture	Open fracture of surgical neck of humerus
S42214B	81211	Unspecified nondisplaced fracture of surgical neck of right humerus, initial encounter for open fracture	Open fracture of surgical neck of humerus
S42215B	81211	Unspecified nondisplaced fracture of surgical neck of left humerus, initial encounter for open fracture	Open fracture of surgical neck of humerus
S42221B	81211	2-part displaced fracture of surgical neck of right humerus, initial encounter for open fracture	Open fracture of surgical neck of humerus
S42222B	81211	2-part displaced fracture of surgical neck of left humerus, initial encounter for open fracture	Open fracture of surgical neck of humerus
S42223B	81211	2-part displaced fracture of surgical neck of unspecified humerus, initial encounter for open fracture	Open fracture of surgical neck of humerus
S42224B	81211	2-part nondisplaced fracture of surgical neck of right humerus, initial encounter for open fracture	Open fracture of surgical neck of humerus
S42225B	81211	2-part nondisplaced fracture of surgical neck of left humerus, initial encounter for open fracture	Open fracture of surgical neck of humerus
S42226B	81211	2-part nondisplaced fracture of surgical neck of unspecified humerus, initial encounter for open fracture	Open fracture of surgical neck of humerus
S42231B	81211	3-part fracture of surgical neck of right humerus, initial encounter for open fracture	Open fracture of surgical neck of humerus
S42232B	81211	3-part fracture of surgical neck of left humerus, initial encounter for open fracture	Open fracture of surgical neck of humerus
S42239B	81211	3-part fracture of surgical neck of unspecified humerus, initial encounter for open fracture	Open fracture of surgical neck of humerus
S42241B	81211	4-part fracture of surgical neck of right humerus, initial encounter for open fracture	Open fracture of surgical neck of humerus
S42242B	81211	4-part fracture of surgical neck of left humerus, initial encounter for open fracture	Open fracture of surgical neck of humerus
S42249B	81211	4-part fracture of surgical neck of unspecified humerus, initial encounter for open fracture	Open fracture of surgical neck of humerus
S42291B	81212	Other displaced fracture of upper end of right humerus, initial encounter for open fracture	Open fracture of anatomical neck of humerus
S42292B	81212	Other displaced fracture of upper end of left humerus, initial encounter for open fracture	Open fracture of anatomical neck of humerus
S42294B	81212	Other nondisplaced fracture of upper end of right humerus, initial encounter for open fracture	Open fracture of anatomical neck of humerus
S42295B	81212	Other nondisplaced fracture of upper end of left humerus, initial encounter for open fracture	Open fracture of anatomical neck of humerus
S42251B	81213	Displaced fracture of greater tuberosity of right humerus, initial encounter for open fracture	Open fracture of greater tuberosity of humerus
S42252B	81213	Displaced fracture of greater tuberosity of left humerus, initial encounter for open fracture	Open fracture of greater tuberosity of humerus
S42254B	81213	Nondisplaced fracture of greater tuberosity of right humerus, initial encounter for open fracture	Open fracture of greater tuberosity of humerus
S42255B	81213	Nondisplaced fracture of greater tuberosity of left humerus, initial encounter for open fracture	Open fracture of greater tuberosity of humerus

Appendix A
Frailty markers

S42261B	81219	Displaced fracture of lesser tuberosity of right humerus, initial encounter for open fracture	Other open fracture of upper end of humerus
S42262B	81219	Displaced fracture of lesser tuberosity of left humerus, initial encounter for open fracture	Other open fracture of upper end of humerus
S42263B	81219	Displaced fracture of lesser tuberosity of unspecified humerus, initial encounter for open fracture	Other open fracture of upper end of humerus
S42264B	81219	Nondisplaced fracture of lesser tuberosity of right humerus, initial encounter for open fracture	Other open fracture of upper end of humerus
S42265B	81219	Nondisplaced fracture of lesser tuberosity of left humerus, initial encounter for open fracture	Other open fracture of upper end of humerus
S42266B	81219	Nondisplaced fracture of lesser tuberosity of unspecified humerus, initial encounter for open fracture	Other open fracture of upper end of humerus
S42291B	81219	Other displaced fracture of upper end of right humerus, initial encounter for open fracture	Other open fracture of upper end of humerus
S42292B	81219	Other displaced fracture of upper end of left humerus, initial encounter for open fracture	Other open fracture of upper end of humerus
S42294B	81219	Other nondisplaced fracture of upper end of right humerus, initial encounter for open fracture	Other open fracture of upper end of humerus
S42295B	81219	Other nondisplaced fracture of upper end of left humerus, initial encounter for open fracture	Other open fracture of upper end of humerus
S42301A	81220	Unspecified fracture of shaft of humerus, right arm, initial encounter for closed fracture	Closed fracture of unspecified part of humerus
S42302A	81220	Unspecified fracture of shaft of humerus, left arm, initial encounter for closed fracture	Closed fracture of unspecified part of humerus
S4290XA	81220	Fracture of unspecified shoulder girdle, part unspecified, initial encounter for closed fracture	Closed fracture of unspecified part of humerus
S4291XA	81220	Fracture of right shoulder girdle, part unspecified, initial encounter for closed fracture	Closed fracture of unspecified part of humerus
S4292XA	81220	Fracture of left shoulder girdle, part unspecified, initial encounter for closed fracture	Closed fracture of unspecified part of humerus
S42311A	81221	Greenstick fracture of shaft of humerus, right arm, initial encounter for closed fracture	Closed fracture of shaft of humerus
S42312A	81221	Greenstick fracture of shaft of humerus, left arm, initial encounter for closed fracture	Closed fracture of shaft of humerus
S42319A	81221	Greenstick fracture of shaft of humerus, unspecified arm, initial encounter for closed fracture	Closed fracture of shaft of humerus
S42321A	81221	Displaced transverse fracture of shaft of humerus, right arm, initial encounter for closed fracture	Closed fracture of shaft of humerus
S42322A	81221	Displaced transverse fracture of shaft of humerus, left arm, initial encounter for closed fracture	Closed fracture of shaft of humerus
S42323A	81221	Displaced transverse fracture of shaft of humerus, unspecified arm, initial encounter for closed fracture	Closed fracture of shaft of humerus
S42324A	81221	Nondisplaced transverse fracture of shaft of humerus, right arm, initial encounter for closed fracture	Closed fracture of shaft of humerus
S42325A	81221	Nondisplaced transverse fracture of shaft of humerus, left arm, initial encounter for closed fracture	Closed fracture of shaft of humerus
S42326A	81221	Nondisplaced transverse fracture of shaft of humerus, unspecified arm, initial encounter for closed fracture	Closed fracture of shaft of humerus
S42331A	81221	Displaced oblique fracture of shaft of humerus, right arm, initial encounter for closed fracture	Closed fracture of shaft of humerus
S42332A	81221	Displaced oblique fracture of shaft of humerus, left arm, initial encounter for closed fracture	Closed fracture of shaft of humerus
S42333A	81221	Displaced oblique fracture of shaft of humerus, unspecified arm, initial encounter for closed fracture	Closed fracture of shaft of humerus
S42334A	81221	Nondisplaced oblique fracture of shaft of humerus, right arm, initial encounter for closed fracture	Closed fracture of shaft of humerus
S42335A	81221	Nondisplaced oblique fracture of shaft of humerus, left arm, initial encounter for closed fracture	Closed fracture of shaft of humerus
S42336A	81221	Nondisplaced oblique fracture of shaft of humerus, unspecified arm, initial encounter for closed fracture	Closed fracture of shaft of humerus
S42341A	81221	Displaced spiral fracture of shaft of humerus, right arm, initial encounter for closed fracture	Closed fracture of shaft of humerus

Appendix A
Frailty markers

S42342A	81221	Displaced spiral fracture of shaft of humerus, left arm, initial encounter for closed fracture	Closed fracture of shaft of humerus
S42343A	81221	Displaced spiral fracture of shaft of humerus, unspecified arm, initial encounter for closed fracture	Closed fracture of shaft of humerus
S42344A	81221	Nondisplaced spiral fracture of shaft of humerus, right arm, initial encounter for closed fracture	Closed fracture of shaft of humerus
S42345A	81221	Nondisplaced spiral fracture of shaft of humerus, left arm, initial encounter for closed fracture	Closed fracture of shaft of humerus
S42346A	81221	Nondisplaced spiral fracture of shaft of humerus, unspecified arm, initial encounter for closed fracture	Closed fracture of shaft of humerus
S42351A	81221	Displaced comminuted fracture of shaft of humerus, right arm, initial encounter for closed fracture	Closed fracture of shaft of humerus
S42352A	81221	Displaced comminuted fracture of shaft of humerus, left arm, initial encounter for closed fracture	Closed fracture of shaft of humerus
S42353A	81221	Displaced comminuted fracture of shaft of humerus, unspecified arm, initial encounter for closed fracture	Closed fracture of shaft of humerus
S42354A	81221	Nondisplaced comminuted fracture of shaft of humerus, right arm, initial encounter for closed fracture	Closed fracture of shaft of humerus
S42355A	81221	Nondisplaced comminuted fracture of shaft of humerus, left arm, initial encounter for closed fracture	Closed fracture of shaft of humerus
S42356A	81221	Nondisplaced comminuted fracture of shaft of humerus, unspecified arm, initial encounter for closed fracture	Closed fracture of shaft of humerus
S42361A	81221	Displaced segmental fracture of shaft of humerus, right arm, initial encounter for closed fracture	Closed fracture of shaft of humerus
S42362A	81221	Displaced segmental fracture of shaft of humerus, left arm, initial encounter for closed fracture	Closed fracture of shaft of humerus
S42363A	81221	Displaced segmental fracture of shaft of humerus, unspecified arm, initial encounter for closed fracture	Closed fracture of shaft of humerus
S42364A	81221	Nondisplaced segmental fracture of shaft of humerus, right arm, initial encounter for closed fracture	Closed fracture of shaft of humerus
S42365A	81221	Nondisplaced segmental fracture of shaft of humerus, left arm, initial encounter for closed fracture	Closed fracture of shaft of humerus
S42366A	81221	Nondisplaced segmental fracture of shaft of humerus, unspecified arm, initial encounter for closed fracture	Closed fracture of shaft of humerus
S42391A	81221	Other fracture of shaft of right humerus, initial encounter for closed fracture	Closed fracture of shaft of humerus
S42392A	81221	Other fracture of shaft of left humerus, initial encounter for closed fracture	Closed fracture of shaft of humerus
S42301B	81230	Unspecified fracture of shaft of humerus, right arm, initial encounter for open fracture	Open fracture of unspecified part of humerus
S42302B	81230	Unspecified fracture of shaft of humerus, left arm, initial encounter for open fracture	Open fracture of unspecified part of humerus
S4290XB	81230	Fracture of unspecified shoulder girdle, part unspecified, initial encounter for open fracture	Open fracture of unspecified part of humerus
S4291XB	81230	Fracture of right shoulder girdle, part unspecified, initial encounter for open fracture	Open fracture of unspecified part of humerus
S4292XB	81230	Fracture of left shoulder girdle, part unspecified, initial encounter for open fracture	Open fracture of unspecified part of humerus
S42321B	81231	Displaced transverse fracture of shaft of humerus, right arm, initial encounter for open fracture	Open fracture of shaft of humerus
S42322B	81231	Displaced transverse fracture of shaft of humerus, left arm, initial encounter for open fracture	Open fracture of shaft of humerus
S42323B	81231	Displaced transverse fracture of shaft of humerus, unspecified arm, initial encounter for open fracture	Open fracture of shaft of humerus
S42324B	81231	Nondisplaced transverse fracture of shaft of humerus, right arm, initial encounter for open fracture	Open fracture of shaft of humerus
S42325B	81231	Nondisplaced transverse fracture of shaft of humerus, left arm, initial encounter for open fracture	Open fracture of shaft of humerus
S42326B	81231	Nondisplaced transverse fracture of shaft of humerus, unspecified arm, initial encounter for open fracture	Open fracture of shaft of humerus
S42331B	81231	Displaced oblique fracture of shaft of humerus, right arm, initial encounter for open fracture	Open fracture of shaft of humerus

Appendix A
Frailty markers

S42332B	81231	Displaced oblique fracture of shaft of humerus, left arm, initial encounter for open fracture	Open fracture of shaft of humerus
S42333B	81231	Displaced oblique fracture of shaft of humerus, unspecified arm, initial encounter for open fracture	Open fracture of shaft of humerus
S42334B	81231	Nondisplaced oblique fracture of shaft of humerus, right arm, initial encounter for open fracture	Open fracture of shaft of humerus
S42335B	81231	Nondisplaced oblique fracture of shaft of humerus, left arm, initial encounter for open fracture	Open fracture of shaft of humerus
S42336B	81231	Nondisplaced oblique fracture of shaft of humerus, unspecified arm, initial encounter for open fracture	Open fracture of shaft of humerus
S42341B	81231	Displaced spiral fracture of shaft of humerus, right arm, initial encounter for open fracture	Open fracture of shaft of humerus
S42342B	81231	Displaced spiral fracture of shaft of humerus, left arm, initial encounter for open fracture	Open fracture of shaft of humerus
S42343B	81231	Displaced spiral fracture of shaft of humerus, unspecified arm, initial encounter for open fracture	Open fracture of shaft of humerus
S42344B	81231	Nondisplaced spiral fracture of shaft of humerus, right arm, initial encounter for open fracture	Open fracture of shaft of humerus
S42345B	81231	Nondisplaced spiral fracture of shaft of humerus, left arm, initial encounter for open fracture	Open fracture of shaft of humerus
S42346B	81231	Nondisplaced spiral fracture of shaft of humerus, unspecified arm, initial encounter for open fracture	Open fracture of shaft of humerus
S42351B	81231	Displaced comminuted fracture of shaft of humerus, right arm, initial encounter for open fracture	Open fracture of shaft of humerus
S42352B	81231	Displaced comminuted fracture of shaft of humerus, left arm, initial encounter for open fracture	Open fracture of shaft of humerus
S42353B	81231	Displaced comminuted fracture of shaft of humerus, unspecified arm, initial encounter for open fracture	Open fracture of shaft of humerus
S42354B	81231	Nondisplaced comminuted fracture of shaft of humerus, right arm, initial encounter for open fracture	Open fracture of shaft of humerus
S42355B	81231	Nondisplaced comminuted fracture of shaft of humerus, left arm, initial encounter for open fracture	Open fracture of shaft of humerus
S42356B	81231	Nondisplaced comminuted fracture of shaft of humerus, unspecified arm, initial encounter for open fracture	Open fracture of shaft of humerus
S42361B	81231	Displaced segmental fracture of shaft of humerus, right arm, initial encounter for open fracture	Open fracture of shaft of humerus
S42362B	81231	Displaced segmental fracture of shaft of humerus, left arm, initial encounter for open fracture	Open fracture of shaft of humerus
S42363B	81231	Displaced segmental fracture of shaft of humerus, unspecified arm, initial encounter for open fracture	Open fracture of shaft of humerus
S42364B	81231	Nondisplaced segmental fracture of shaft of humerus, right arm, initial encounter for open fracture	Open fracture of shaft of humerus
S42365B	81231	Nondisplaced segmental fracture of shaft of humerus, left arm, initial encounter for open fracture	Open fracture of shaft of humerus
S42366B	81231	Nondisplaced segmental fracture of shaft of humerus, unspecified arm, initial encounter for open fracture	Open fracture of shaft of humerus
S42391B	81231	Other fracture of shaft of right humerus, initial encounter for open fracture	Open fracture of shaft of humerus
S42392B	81231	Other fracture of shaft of left humerus, initial encounter for open fracture	Open fracture of shaft of humerus
S42401A	81240	Unspecified fracture of lower end of right humerus, initial encounter for closed fracture	Closed fracture of unspecified part of lower end of humerus
S42402A	81240	Unspecified fracture of lower end of left humerus, initial encounter for closed fracture	Closed fracture of unspecified part of lower end of humerus
S42411A	81241	Displaced simple supracondylar fracture without intercondylar fracture of right humerus, initial encounter for closed fracture	Closed supracondylar fracture of humerus
S42412A	81241	Displaced simple supracondylar fracture without intercondylar fracture of left humerus, initial encounter for closed fracture	Closed supracondylar fracture of humerus

Appendix A
Frailty markers

S42401B	81250	Unspecified fracture of lower end of right humerus, initial encounter for open fracture	Open fracture of unspecified part of lower end of humerus
S42402B	81250	Unspecified fracture of lower end of left humerus, initial encounter for open fracture	Open fracture of unspecified part of lower end of humerus
S42411B	81251	Displaced simple supracondylar fracture without intercondylar fracture of right humerus, initial encounter for open fracture	Open supracondylar fracture of humerus
S42412B	81251	Displaced simple supracondylar fracture without intercondylar fracture of left humerus, initial encounter for open fracture	Open supracondylar fracture of humerus
S42414B	81251	Nondisplaced simple supracondylar fracture without intercondylar fracture of right humerus, initial encounter for open fracture	Open supracondylar fracture of humerus
S42415B	81251	Nondisplaced simple supracondylar fracture without intercondylar fracture of left humerus, initial encounter for open fracture	Open supracondylar fracture of humerus
S42421B	81251	Displaced comminuted supracondylar fracture without intercondylar fracture of right humerus, initial encounter for open fracture	Open supracondylar fracture of humerus
S42422B	81251	Displaced comminuted supracondylar fracture without intercondylar fracture of left humerus, initial encounter for open fracture	Open supracondylar fracture of humerus
S42423B	81251	Displaced comminuted supracondylar fracture without intercondylar fracture of unspecified humerus, initial encounter for open fracture	Open supracondylar fracture of humerus
S42424B	81251	Nondisplaced comminuted supracondylar fracture without intercondylar fracture of right humerus, initial encounter for open fracture	Open supracondylar fracture of humerus
S42425B	81251	Nondisplaced comminuted supracondylar fracture without intercondylar fracture of left humerus, initial encounter for open fracture	Open supracondylar fracture of humerus
S42426B	81251	Nondisplaced comminuted supracondylar fracture without intercondylar fracture of unspecified humerus, initial encounter for open fracture	Open supracondylar fracture of humerus
S42431B	81252	Displaced fracture (avulsion) of lateral epicondyle of right humerus, initial encounter for open fracture	Open fracture of lateral condyle of humerus
S42432B	81252	Displaced fracture (avulsion) of lateral epicondyle of left humerus, initial encounter for open fracture	Open fracture of lateral condyle of humerus
S42433B	81252	Displaced fracture (avulsion) of lateral epicondyle of unspecified humerus, initial encounter for open fracture	Open fracture of lateral condyle of humerus
S42434B	81252	Nondisplaced fracture (avulsion) of lateral epicondyle of right humerus, initial encounter for open fracture	Open fracture of lateral condyle of humerus
S42435B	81252	Nondisplaced fracture (avulsion) of lateral epicondyle of left humerus, initial encounter for open fracture	Open fracture of lateral condyle of humerus
S42436B	81252	Nondisplaced fracture (avulsion) of lateral epicondyle of unspecified humerus, initial encounter for open fracture	Open fracture of lateral condyle of humerus
S42451B	81252	Displaced fracture of lateral condyle of right humerus, initial encounter for open fracture	Open fracture of lateral condyle of humerus
S42452B	81252	Displaced fracture of lateral condyle of left humerus, initial encounter for open fracture	Open fracture of lateral condyle of humerus
S42454B	81252	Nondisplaced fracture of lateral condyle of right humerus, initial encounter for open fracture	Open fracture of lateral condyle of humerus
S42455B	81252	Nondisplaced fracture of lateral condyle of left humerus, initial encounter for open fracture	Open fracture of lateral condyle of humerus
S42441B	81253	Displaced fracture (avulsion) of medial epicondyle of right humerus, initial encounter for open fracture	Open fracture of medial condyle of humerus
S42442B	81253	Displaced fracture (avulsion) of medial epicondyle of left humerus, initial encounter for open fracture	Open fracture of medial condyle of humerus
S42443B	81253	Displaced fracture (avulsion) of medial epicondyle of unspecified humerus, initial encounter for open fracture	Open fracture of medial condyle of humerus
S42444B	81253	Nondisplaced fracture (avulsion) of medial epicondyle of right humerus, initial encounter for open fracture	Open fracture of medial condyle of humerus

Appendix A
Frailty markers

S42445B	81253	Nondisplaced fracture (avulsion) of medial epicondyle of left humerus, initial encounter for open fracture	Open fracture of medial condyle of humerus
S42446B	81253	Nondisplaced fracture (avulsion) of medial epicondyle of unspecified humerus, initial encounter for open fracture	Open fracture of medial condyle of humerus
S42447B	81253	Incarcerated fracture (avulsion) of medial epicondyle of right humerus, initial encounter for open fracture	Open fracture of medial condyle of humerus
S42448B	81253	Incarcerated fracture (avulsion) of medial epicondyle of left humerus, initial encounter for open fracture	Open fracture of medial condyle of humerus
S42449B	81253	Incarcerated fracture (avulsion) of medial epicondyle of unspecified humerus, initial encounter for open fracture	Open fracture of medial condyle of humerus
S42461B	81253	Displaced fracture of medial condyle of right humerus, initial encounter for open fracture	Open fracture of medial condyle of humerus
S42462B	81253	Displaced fracture of medial condyle of left humerus, initial encounter for open fracture	Open fracture of medial condyle of humerus
S42464B	81253	Nondisplaced fracture of medial condyle of right humerus, initial encounter for open fracture	Open fracture of medial condyle of humerus
S42465B	81253	Nondisplaced fracture of medial condyle of left humerus, initial encounter for open fracture	Open fracture of medial condyle of humerus
S42471B	81254	Displaced transcondylar fracture of right humerus, initial encounter for open fracture	Open fracture of unspecified condyle(s) of humerus
S42472B	81254	Displaced transcondylar fracture of left humerus, initial encounter for open fracture	Open fracture of unspecified condyle(s) of humerus
S42474B	81254	Nondisplaced transcondylar fracture of right humerus, initial encounter for open fracture	Open fracture of unspecified condyle(s) of humerus
S42475B	81254	Nondisplaced transcondylar fracture of left humerus, initial encounter for open fracture	Open fracture of unspecified condyle(s) of humerus
S42491B	81259	Other displaced fracture of lower end of right humerus, initial encounter for open fracture	Other open fracture of lower end of humerus
S42492B	81259	Other displaced fracture of lower end of left humerus, initial encounter for open fracture	Other open fracture of lower end of humerus
S42494B	81259	Other nondisplaced fracture of lower end of right humerus, initial encounter for open fracture	Other open fracture of lower end of humerus
S42495B	81259	Other nondisplaced fracture of lower end of left humerus, initial encounter for open fracture	Other open fracture of lower end of humerus
S5290XA	81300	Unspecified fracture of unspecified forearm, initial encounter for closed fracture	Closed fracture of upper end of forearm, unspecified
S52021A	81301	Displaced fracture of olecranon process without intraarticular extension of right ulna, initial encounter for closed fracture	Closed fracture of olecranon process of ulna
S52022A	81301	Displaced fracture of olecranon process without intraarticular extension of left ulna, initial encounter for closed fracture	Closed fracture of olecranon process of ulna
S52024A	81301	Nondisplaced fracture of olecranon process without intraarticular extension of right ulna, initial encounter for closed fracture	Closed fracture of olecranon process of ulna
S52025A	81301	Nondisplaced fracture of olecranon process without intraarticular extension of left ulna, initial encounter for closed fracture	Closed fracture of olecranon process of ulna
S52031A	81301	Displaced fracture of olecranon process with intraarticular extension of right ulna, initial encounter for closed fracture	Closed fracture of olecranon process of ulna
S52032A	81301	Displaced fracture of olecranon process with intraarticular extension of left ulna, initial encounter for closed fracture	Closed fracture of olecranon process of ulna
S52033A	81301	Displaced fracture of olecranon process with intraarticular extension of unspecified ulna, initial encounter for closed fracture	Closed fracture of olecranon process of ulna
S52034A	81301	Nondisplaced fracture of olecranon process with intraarticular extension of right ulna, initial encounter for closed fracture	Closed fracture of olecranon process of ulna
S52035A	81301	Nondisplaced fracture of olecranon process with intraarticular extension of left ulna, initial encounter for closed fracture	Closed fracture of olecranon process of ulna

Appendix A
Frailty markers

S52036A	81301	Nondisplaced fracture of olecranon process with intraarticular extension of unspecified ulna, initial encounter for closed fracture	Closed fracture of olecranon process of ulna
S52041A	81302	Displaced fracture of coronoid process of right ulna, initial encounter for closed fracture	Closed fracture of coronoid process of ulna
S52042A	81302	Displaced fracture of coronoid process of left ulna, initial encounter for closed fracture	Closed fracture of coronoid process of ulna
S52044A	81302	Nondisplaced fracture of coronoid process of right ulna, initial encounter for closed fracture	Closed fracture of coronoid process of ulna
S52045A	81302	Nondisplaced fracture of coronoid process of left ulna, initial encounter for closed fracture	Closed fracture of coronoid process of ulna
S52271A	81303	Monteggia's fracture of right ulna, initial encounter for closed fracture	Closed Monteggia's fracture
S52272A	81303	Monteggia's fracture of left ulna, initial encounter for closed fracture	Closed Monteggia's fracture
S52001A	81304	Unspecified fracture of upper end of right ulna, initial encounter for closed fracture	Other and unspecified closed fractures of proximal end of ulna (alone)
S52002A	81304	Unspecified fracture of upper end of left ulna, initial encounter for closed fracture	Other and unspecified closed fractures of proximal end of ulna (alone)
S52091A	81304	Other fracture of upper end of right ulna, initial encounter for closed fracture	Other and unspecified closed fractures of proximal end of ulna (alone)
S52092A	81304	Other fracture of upper end of left ulna, initial encounter for closed fracture	Other and unspecified closed fractures of proximal end of ulna (alone)
S52121A	81305	Displaced fracture of head of right radius, initial encounter for closed fracture	Closed fracture of head of radius
S52122A	81305	Displaced fracture of head of left radius, initial encounter for closed fracture	Closed fracture of head of radius
S52124A	81305	Nondisplaced fracture of head of right radius, initial encounter for closed fracture	Closed fracture of head of radius
S52125A	81305	Nondisplaced fracture of head of left radius, initial encounter for closed fracture	Closed fracture of head of radius
S52131A	81306	Displaced fracture of neck of right radius, initial encounter for closed fracture	Closed fracture of neck of radius
S52132A	81306	Displaced fracture of neck of left radius, initial encounter for closed fracture	Closed fracture of neck of radius
S52134A	81306	Nondisplaced fracture of neck of right radius, initial encounter for closed fracture	Closed fracture of neck of radius
S52135A	81306	Nondisplaced fracture of neck of left radius, initial encounter for closed fracture	Closed fracture of neck of radius
S52101A	81307	Unspecified fracture of upper end of right radius, initial encounter for closed fracture	Other and unspecified closed fractures of proximal end of radius (alone)
S52102A	81307	Unspecified fracture of upper end of left radius, initial encounter for closed fracture	Other and unspecified closed fractures of proximal end of radius (alone)
S52181A	81307	Other fracture of upper end of right radius, initial encounter for closed fracture	Other and unspecified closed fractures of proximal end of radius (alone)
S52182A	81307	Other fracture of upper end of left radius, initial encounter for closed fracture	Other and unspecified closed fractures of proximal end of radius (alone)
S59101A	81307	Unspecified physeal fracture of upper end of radius, right arm, initial encounter for closed fracture	Other and unspecified closed fractures of proximal end of radius (alone)
S59102A	81307	Unspecified physeal fracture of upper end of radius, left arm, initial encounter for closed fracture	Other and unspecified closed fractures of proximal end of radius (alone)
S59111A	81307	Salter-Harris Type I physeal fracture of upper end of radius, right arm, initial encounter for closed fracture	Other and unspecified closed fractures of proximal end of radius (alone)
S59112A	81307	Salter-Harris Type I physeal fracture of upper end of radius, left arm, initial encounter for closed fracture	Other and unspecified closed fractures of proximal end of radius (alone)
S59119A	81307	Salter-Harris Type I physeal fracture of upper end of radius, unspecified arm, initial encounter for closed fracture	Other and unspecified closed fractures of proximal end of radius (alone)
S59121A	81307	Salter-Harris Type II physeal fracture of upper end of radius, right arm, initial encounter for closed fracture	Other and unspecified closed fractures of proximal end of radius (alone)
S59122A	81307	Salter-Harris Type II physeal fracture of upper end of radius, left arm, initial encounter for closed fracture	Other and unspecified closed fractures of proximal end of radius (alone)

Appendix A
Frailty markers

S59129A	81307	Salter-Harris Type II physeal fracture of upper end of radius, unspecified arm, initial encounter for closed fracture	Other and unspecified closed fractures of proximal end of radius (alone)
S59131A	81307	Salter-Harris Type III physeal fracture of upper end of radius, right arm, initial encounter for closed fracture	Other and unspecified closed fractures of proximal end of radius (alone)
S59132A	81307	Salter-Harris Type III physeal fracture of upper end of radius, left arm, initial encounter for closed fracture	Other and unspecified closed fractures of proximal end of radius (alone)
S59139A	81307	Salter-Harris Type III physeal fracture of upper end of radius, unspecified arm, initial encounter for closed fracture	Other and unspecified closed fractures of proximal end of radius (alone)
S59141A	81307	Salter-Harris Type IV physeal fracture of upper end of radius, right arm, initial encounter for closed fracture	Other and unspecified closed fractures of proximal end of radius (alone)
S59142A	81307	Salter-Harris Type IV physeal fracture of upper end of radius, left arm, initial encounter for closed fracture	Other and unspecified closed fractures of proximal end of radius (alone)
S59149A	81307	Salter-Harris Type IV physeal fracture of upper end of radius, unspecified arm, initial encounter for closed fracture	Other and unspecified closed fractures of proximal end of radius (alone)
S59191A	81307	Other physeal fracture of upper end of radius, right arm, initial encounter for closed fracture	Other and unspecified closed fractures of proximal end of radius (alone)
S59192A	81307	Other physeal fracture of upper end of radius, left arm, initial encounter for closed fracture	Other and unspecified closed fractures of proximal end of radius (alone)
S59199A	81307	Other physeal fracture of upper end of radius, unspecified arm, initial encounter for closed fracture	Other and unspecified closed fractures of proximal end of radius (alone)
S52009A	81308	Unspecified fracture of upper end of unspecified ulna, initial encounter for closed fracture	Closed fracture of radius with ulna, upper end [any part]
S52109A	81308	Unspecified fracture of upper end of unspecified radius, initial encounter for closed fracture	Closed fracture of radius with ulna, upper end [any part]
S5290XB	81310	Unspecified fracture of unspecified forearm, initial encounter for open fracture type I or II	Open fracture of upper end of forearm, unspecified
S5290XC	81310	Unspecified fracture of unspecified forearm, initial encounter for open fracture type IIIA, IIIB, or IIIC	Open fracture of upper end of forearm, unspecified
S52021B	81311	Displaced fracture of olecranon process without intraarticular extension of right ulna, initial encounter for open fracture type I or II	Open fracture of olecranon process of ulna
S52021C	81311	Displaced fracture of olecranon process without intraarticular extension of right ulna, initial encounter for open fracture type IIIA, IIIB, or IIIC	Open fracture of olecranon process of ulna
S52022B	81311	Displaced fracture of olecranon process without intraarticular extension of left ulna, initial encounter for open fracture type I or II	Open fracture of olecranon process of ulna
S52022C	81311	Displaced fracture of olecranon process without intraarticular extension of left ulna, initial encounter for open fracture type IIIA, IIIB, or IIIC	Open fracture of olecranon process of ulna
S52024B	81311	Nondisplaced fracture of olecranon process without intraarticular extension of right ulna, initial encounter for open fracture type I or II	Open fracture of olecranon process of ulna
S52024C	81311	Nondisplaced fracture of olecranon process without intraarticular extension of right ulna, initial encounter for open fracture type IIIA, IIIB, or IIIC	Open fracture of olecranon process of ulna
S52025B	81311	Nondisplaced fracture of olecranon process without intraarticular extension of left ulna, initial encounter for open fracture type I or II	Open fracture of olecranon process of ulna
S52025C	81311	Nondisplaced fracture of olecranon process without intraarticular extension of left ulna, initial encounter for open fracture type IIIA, IIIB, or IIIC	Open fracture of olecranon process of ulna
S52031B	81311	Displaced fracture of olecranon process with intraarticular extension of right ulna, initial encounter for open fracture type I or II	Open fracture of olecranon process of ulna
S52031C	81311	Displaced fracture of olecranon process with intraarticular extension of right ulna, initial encounter for open fracture type IIIA, IIIB, or IIIC	Open fracture of olecranon process of ulna
S52032B	81311	Displaced fracture of olecranon process with intraarticular extension of left ulna, initial encounter for open fracture type I or II	Open fracture of olecranon process of ulna

Appendix A
Frailty markers

S52032C	81311	Displaced fracture of olecranon process with intraarticular extension of left ulna, initial encounter for open fracture type IIIA, IIIB, or IIIC	Open fracture of olecranon process of ulna
S52033B	81311	Displaced fracture of olecranon process with intraarticular extension of unspecified ulna, initial encounter for open fracture type I or II	Open fracture of olecranon process of ulna
S52033C	81311	Displaced fracture of olecranon process with intraarticular extension of unspecified ulna, initial encounter for open fracture type IIIA, IIIB, or IIIC	Open fracture of olecranon process of ulna
S52034B	81311	Nondisplaced fracture of olecranon process with intraarticular extension of right ulna, initial encounter for open fracture type I or II	Open fracture of olecranon process of ulna
S52034C	81311	Nondisplaced fracture of olecranon process with intraarticular extension of right ulna, initial encounter for open fracture type IIIA, IIIB, or IIIC	Open fracture of olecranon process of ulna
S52035B	81311	Nondisplaced fracture of olecranon process with intraarticular extension of left ulna, initial encounter for open fracture type I or II	Open fracture of olecranon process of ulna
S52035C	81311	Nondisplaced fracture of olecranon process with intraarticular extension of left ulna, initial encounter for open fracture type IIIA, IIIB, or IIIC	Open fracture of olecranon process of ulna
S52036B	81311	Nondisplaced fracture of olecranon process with intraarticular extension of unspecified ulna, initial encounter for open fracture type I or II	Open fracture of olecranon process of ulna
S52036C	81311	Nondisplaced fracture of olecranon process with intraarticular extension of unspecified ulna, initial encounter for open fracture type IIIA, IIIB, or IIIC	Open fracture of olecranon process of ulna
S52041B	81312	Displaced fracture of coronoid process of right ulna, initial encounter for open fracture type I or II	Open fracture of coronoid process of ulna
S52041C	81312	Displaced fracture of coronoid process of right ulna, initial encounter for open fracture type IIIA, IIIB, or IIIC	Open fracture of coronoid process of ulna
S52042B	81312	Displaced fracture of coronoid process of left ulna, initial encounter for open fracture type I or II	Open fracture of coronoid process of ulna
S52042C	81312	Displaced fracture of coronoid process of left ulna, initial encounter for open fracture type IIIA, IIIB, or IIIC	Open fracture of coronoid process of ulna
S52044B	81312	Nondisplaced fracture of coronoid process of right ulna, initial encounter for open fracture type I or II	Open fracture of coronoid process of ulna
S52044C	81312	Nondisplaced fracture of coronoid process of right ulna, initial encounter for open fracture type IIIA, IIIB, or IIIC	Open fracture of coronoid process of ulna
S52045B	81312	Nondisplaced fracture of coronoid process of left ulna, initial encounter for open fracture type I or II	Open fracture of coronoid process of ulna
S52045C	81312	Nondisplaced fracture of coronoid process of left ulna, initial encounter for open fracture type IIIA, IIIB, or IIIC	Open fracture of coronoid process of ulna
S52271B	81313	Monteggia's fracture of right ulna, initial encounter for open fracture type I or II	Open Monteggia's fracture
S52271C	81313	Monteggia's fracture of right ulna, initial encounter for open fracture type IIIA, IIIB, or IIIC	Open Monteggia's fracture
S52272B	81313	Monteggia's fracture of left ulna, initial encounter for open fracture type I or II	Open Monteggia's fracture
S52272C	81313	Monteggia's fracture of left ulna, initial encounter for open fracture type IIIA, IIIB, or IIIC	Open Monteggia's fracture
S52001B	81314	Unspecified fracture of upper end of right ulna, initial encounter for open fracture type I or II	Other and unspecified open fractures of proximal end of ulna (alone)
S52001C	81314	Unspecified fracture of upper end of right ulna, initial encounter for open fracture type IIIA, IIIB, or IIIC	Other and unspecified open fractures of proximal end of ulna (alone)
S52002B	81314	Unspecified fracture of upper end of left ulna, initial encounter for open fracture type I or II	Other and unspecified open fractures of proximal end of ulna (alone)
S52002C	81314	Unspecified fracture of upper end of left ulna, initial encounter for open fracture type IIIA, IIIB, or IIIC	Other and unspecified open fractures of proximal end of ulna (alone)
S52091B	81314	Other fracture of upper end of right ulna, initial encounter for open fracture type I or II	Other and unspecified open fractures of proximal end of ulna (alone)

Appendix A
Frailty markers

S52091C	81314	Other fracture of upper end of right ulna, initial encounter for open fracture type IIIA, IIIB, or IIIC	Other and unspecified open fractures of proximal end of ulna (alone)
S52092B	81314	Other fracture of upper end of left ulna, initial encounter for open fracture type I or II	Other and unspecified open fractures of proximal end of ulna (alone)
S52092C	81314	Other fracture of upper end of left ulna, initial encounter for open fracture type IIIA, IIIB, or IIIC	Other and unspecified open fractures of proximal end of ulna (alone)
S52121B	81315	Displaced fracture of head of right radius, initial encounter for open fracture type I or II	Open fracture of head of radius
S52121C	81315	Displaced fracture of head of right radius, initial encounter for open fracture type IIIA, IIIB, or IIIC	Open fracture of head of radius
S52122B	81315	Displaced fracture of head of left radius, initial encounter for open fracture type I or II	Open fracture of head of radius
S52122C	81315	Displaced fracture of head of left radius, initial encounter for open fracture type IIIA, IIIB, or IIIC	Open fracture of head of radius
S52124B	81315	Nondisplaced fracture of head of right radius, initial encounter for open fracture type I or II	Open fracture of head of radius
S52124C	81315	Nondisplaced fracture of head of right radius, initial encounter for open fracture type IIIA, IIIB, or IIIC	Open fracture of head of radius
S52125B	81315	Nondisplaced fracture of head of left radius, initial encounter for open fracture type I or II	Open fracture of head of radius
S52125C	81315	Nondisplaced fracture of head of left radius, initial encounter for open fracture type IIIA, IIIB, or IIIC	Open fracture of head of radius
S52131B	81316	Displaced fracture of neck of right radius, initial encounter for open fracture type I or II	Open fracture of neck of radius
S52131C	81316	Displaced fracture of neck of right radius, initial encounter for open fracture type IIIA, IIIB, or IIIC	Open fracture of neck of radius
S52132B	81316	Displaced fracture of neck of left radius, initial encounter for open fracture type I or II	Open fracture of neck of radius
S52132C	81316	Displaced fracture of neck of left radius, initial encounter for open fracture type IIIA, IIIB, or IIIC	Open fracture of neck of radius
S52134B	81316	Nondisplaced fracture of neck of right radius, initial encounter for open fracture type I or II	Open fracture of neck of radius
S52134C	81316	Nondisplaced fracture of neck of right radius, initial encounter for open fracture type IIIA, IIIB, or IIIC	Open fracture of neck of radius
S52135B	81316	Nondisplaced fracture of neck of left radius, initial encounter for open fracture type I or II	Open fracture of neck of radius
S52135C	81316	Nondisplaced fracture of neck of left radius, initial encounter for open fracture type IIIA, IIIB, or IIIC	Open fracture of neck of radius
S52101B	81317	Unspecified fracture of upper end of right radius, initial encounter for open fracture type I or II	Other and unspecified open fractures of proximal end of radius (alone)
S52101C	81317	Unspecified fracture of upper end of right radius, initial encounter for open fracture type IIIA, IIIB, or IIIC	Other and unspecified open fractures of proximal end of radius (alone)
S52102B	81317	Unspecified fracture of upper end of left radius, initial encounter for open fracture type I or II	Other and unspecified open fractures of proximal end of radius (alone)
S52102C	81317	Unspecified fracture of upper end of left radius, initial encounter for open fracture type IIIA, IIIB, or IIIC	Other and unspecified open fractures of proximal end of radius (alone)
S52181B	81317	Other fracture of upper end of right radius, initial encounter for open fracture type I or II	Other and unspecified open fractures of proximal end of radius (alone)
S52181C	81317	Other fracture of upper end of right radius, initial encounter for open fracture type IIIA, IIIB, or IIIC	Other and unspecified open fractures of proximal end of radius (alone)
S52182B	81317	Other fracture of upper end of left radius, initial encounter for open fracture type I or II	Other and unspecified open fractures of proximal end of radius (alone)
S52182C	81317	Other fracture of upper end of left radius, initial encounter for open fracture type IIIA, IIIB, or IIIC	Other and unspecified open fractures of proximal end of radius (alone)
S52009B	81318	Unspecified fracture of upper end of unspecified ulna, initial encounter for open fracture type I or II	Open fracture of radius with ulna, upper end (any part)
S52009C	81318	Unspecified fracture of upper end of unspecified ulna, initial encounter for open fracture type IIIA, IIIB, or IIIC	Open fracture of radius with ulna, upper end (any part)
S52109B	81318	Unspecified fracture of upper end of unspecified radius, initial encounter for open fracture type I or II	Open fracture of radius with ulna, upper end (any part)
S52109C	81318	Unspecified fracture of upper end of unspecified radius, initial encounter for open fracture type IIIA, IIIB, or IIIC	Open fracture of radius with ulna, upper end (any part)

Appendix A
Frailty markers

S52362A	81321	Displaced segmental fracture of shaft of radius, left arm, initial encounter for closed fracture	Closed fracture of shaft of radius (alone)
S52363A	81321	Displaced segmental fracture of shaft of radius, unspecified arm, initial encounter for closed fracture	Closed fracture of shaft of radius (alone)
S52364A	81321	Nondisplaced segmental fracture of shaft of radius, right arm, initial encounter for closed fracture	Closed fracture of shaft of radius (alone)
S52365A	81321	Nondisplaced segmental fracture of shaft of radius, left arm, initial encounter for closed fracture	Closed fracture of shaft of radius (alone)
S52366A	81321	Nondisplaced segmental fracture of shaft of radius, unspecified arm, initial encounter for closed fracture	Closed fracture of shaft of radius (alone)
S52371A	81321	Galeazzi's fracture of right radius, initial encounter for closed fracture	Closed fracture of shaft of radius (alone)
S52372A	81321	Galeazzi's fracture of left radius, initial encounter for closed fracture	Closed fracture of shaft of radius (alone)
S52379A	81321	Galeazzi's fracture of unspecified radius, initial encounter for closed fracture	Closed fracture of shaft of radius (alone)
S52381A	81321	Bent bone of right radius, initial encounter for closed fracture	Closed fracture of shaft of radius (alone)
S52382A	81321	Bent bone of left radius, initial encounter for closed fracture	Closed fracture of shaft of radius (alone)
S52389A	81321	Bent bone of unspecified radius, initial encounter for closed fracture	Closed fracture of shaft of radius (alone)
S52391A	81321	Other fracture of shaft of radius, right arm, initial encounter for closed fracture	Closed fracture of shaft of radius (alone)
S52392A	81321	Other fracture of shaft of radius, left arm, initial encounter for closed fracture	Closed fracture of shaft of radius (alone)
S52399A	81321	Other fracture of shaft of radius, unspecified arm, initial encounter for closed fracture	Closed fracture of shaft of radius (alone)
S52201A	81322	Unspecified fracture of shaft of right ulna, initial encounter for closed fracture	Closed fracture of shaft of ulna (alone)
S52202A	81322	Unspecified fracture of shaft of left ulna, initial encounter for closed fracture	Closed fracture of shaft of ulna (alone)
S52211A	81322	Greenstick fracture of shaft of right ulna, initial encounter for closed fracture	Closed fracture of shaft of ulna (alone)
S52212A	81322	Greenstick fracture of shaft of left ulna, initial encounter for closed fracture	Closed fracture of shaft of ulna (alone)
S52219A	81322	Greenstick fracture of shaft of unspecified ulna, initial encounter for closed fracture	Closed fracture of shaft of ulna (alone)
S52221A	81322	Displaced transverse fracture of shaft of right ulna, initial encounter for closed fracture	Closed fracture of shaft of ulna (alone)
S52222A	81322	Displaced transverse fracture of shaft of left ulna, initial encounter for closed fracture	Closed fracture of shaft of ulna (alone)
S52223A	81322	Displaced transverse fracture of shaft of unspecified ulna, initial encounter for closed fracture	Closed fracture of shaft of ulna (alone)
S52224A	81322	Nondisplaced transverse fracture of shaft of right ulna, initial encounter for closed fracture	Closed fracture of shaft of ulna (alone)
S52225A	81322	Nondisplaced transverse fracture of shaft of left ulna, initial encounter for closed fracture	Closed fracture of shaft of ulna (alone)
S52226A	81322	Nondisplaced transverse fracture of shaft of unspecified ulna, initial encounter for closed fracture	Closed fracture of shaft of ulna (alone)
S52231A	81322	Displaced oblique fracture of shaft of right ulna, initial encounter for closed fracture	Closed fracture of shaft of ulna (alone)
S52232A	81322	Displaced oblique fracture of shaft of left ulna, initial encounter for closed fracture	Closed fracture of shaft of ulna (alone)
S52233A	81322	Displaced oblique fracture of shaft of unspecified ulna, initial encounter for closed fracture	Closed fracture of shaft of ulna (alone)
S52234A	81322	Nondisplaced oblique fracture of shaft of right ulna, initial encounter for closed fracture	Closed fracture of shaft of ulna (alone)
S52235A	81322	Nondisplaced oblique fracture of shaft of left ulna, initial encounter for closed fracture	Closed fracture of shaft of ulna (alone)
S52236A	81322	Nondisplaced oblique fracture of shaft of unspecified ulna, initial encounter for closed fracture	Closed fracture of shaft of ulna (alone)

Appendix A
Frailty markers

S52241A	81322	Displaced spiral fracture of shaft of ulna, right arm, initial encounter for closed fracture	Closed fracture of shaft of ulna (alone)
S52242A	81322	Displaced spiral fracture of shaft of ulna, left arm, initial encounter for closed fracture	Closed fracture of shaft of ulna (alone)
S52243A	81322	Displaced spiral fracture of shaft of ulna, unspecified arm, initial encounter for closed fracture	Closed fracture of shaft of ulna (alone)
S52244A	81322	Nondisplaced spiral fracture of shaft of ulna, right arm, initial encounter for closed fracture	Closed fracture of shaft of ulna (alone)
S52245A	81322	Nondisplaced spiral fracture of shaft of ulna, left arm, initial encounter for closed fracture	Closed fracture of shaft of ulna (alone)
S52246A	81322	Nondisplaced spiral fracture of shaft of ulna, unspecified arm, initial encounter for closed fracture	Closed fracture of shaft of ulna (alone)
S52251A	81322	Displaced comminuted fracture of shaft of ulna, right arm, initial encounter for closed fracture	Closed fracture of shaft of ulna (alone)
S52252A	81322	Displaced comminuted fracture of shaft of ulna, left arm, initial encounter for closed fracture	Closed fracture of shaft of ulna (alone)
S52253A	81322	Displaced comminuted fracture of shaft of ulna, unspecified arm, initial encounter for closed fracture	Closed fracture of shaft of ulna (alone)
S52254A	81322	Nondisplaced comminuted fracture of shaft of ulna, right arm, initial encounter for closed fracture	Closed fracture of shaft of ulna (alone)
S52255A	81322	Nondisplaced comminuted fracture of shaft of ulna, left arm, initial encounter for closed fracture	Closed fracture of shaft of ulna (alone)
S52256A	81322	Nondisplaced comminuted fracture of shaft of ulna, unspecified arm, initial encounter for closed fracture	Closed fracture of shaft of ulna (alone)
S52261A	81322	Displaced segmental fracture of shaft of ulna, right arm, initial encounter for closed fracture	Closed fracture of shaft of ulna (alone)
S52262A	81322	Displaced segmental fracture of shaft of ulna, left arm, initial encounter for closed fracture	Closed fracture of shaft of ulna (alone)
S52263A	81322	Displaced segmental fracture of shaft of ulna, unspecified arm, initial encounter for closed fracture	Closed fracture of shaft of ulna (alone)
S52264A	81322	Nondisplaced segmental fracture of shaft of ulna, right arm, initial encounter for closed fracture	Closed fracture of shaft of ulna (alone)
S52265A	81322	Nondisplaced segmental fracture of shaft of ulna, left arm, initial encounter for closed fracture	Closed fracture of shaft of ulna (alone)
S52266A	81322	Nondisplaced segmental fracture of shaft of ulna, unspecified arm, initial encounter for closed fracture	Closed fracture of shaft of ulna (alone)
S52281A	81322	Bent bone of right ulna, initial encounter for closed fracture	Closed fracture of shaft of ulna (alone)
S52282A	81322	Bent bone of left ulna, initial encounter for closed fracture	Closed fracture of shaft of ulna (alone)
S52283A	81322	Bent bone of unspecified ulna, initial encounter for closed fracture	Closed fracture of shaft of ulna (alone)
S52291A	81322	Other fracture of shaft of right ulna, initial encounter for closed fracture	Closed fracture of shaft of ulna (alone)
S52292A	81322	Other fracture of shaft of left ulna, initial encounter for closed fracture	Closed fracture of shaft of ulna (alone)
S52299A	81322	Other fracture of shaft of unspecified ulna, initial encounter for closed fracture	Closed fracture of shaft of ulna (alone)
S52209A	81323	Unspecified fracture of shaft of unspecified ulna, initial encounter for closed fracture	Closed fracture of shaft of radius with ulna
S52309A	81323	Unspecified fracture of shaft of unspecified radius, initial encounter for closed fracture	Closed fracture of shaft of radius with ulna
S5290XB	81330	Unspecified fracture of unspecified forearm, initial encounter for open fracture type I or II	Open fracture of shaft of radius or ulna, unspecified
S5290XC	81330	Unspecified fracture of unspecified forearm, initial encounter for open fracture type IIIA, IIIB, or IIIC	Open fracture of shaft of radius or ulna, unspecified
S52301B	81331	Unspecified fracture of shaft of right radius, initial encounter for open fracture type I or II	Open fracture of shaft of radius (alone)
S52301C	81331	Unspecified fracture of shaft of right radius, initial encounter for open fracture type IIIA, IIIB, or IIIC	Open fracture of shaft of radius (alone)
S52302B	81331	Unspecified fracture of shaft of left radius, initial encounter for open fracture type I or II	Open fracture of shaft of radius (alone)
S52302C	81331	Unspecified fracture of shaft of left radius, initial encounter for open fracture type IIIA, IIIB, or IIIC	Open fracture of shaft of radius (alone)

Appendix A
Frailty markers

S52365B	81331	Nondisplaced segmental fracture of shaft of radius, left arm, initial encounter for open fracture type I or II	Open fracture of shaft of radius (alone)
S52365C	81331	Nondisplaced segmental fracture of shaft of radius, left arm, initial encounter for open fracture type IIIA, IIIB, or IIIC	Open fracture of shaft of radius (alone)
S52366B	81331	Nondisplaced segmental fracture of shaft of radius, unspecified arm, initial encounter for open fracture type I or II	Open fracture of shaft of radius (alone)
S52366C	81331	Nondisplaced segmental fracture of shaft of radius, unspecified arm, initial encounter for open fracture type IIIA, IIIB, or IIIC	Open fracture of shaft of radius (alone)
S52371B	81331	Galeazzi's fracture of right radius, initial encounter for open fracture type I or II	Open fracture of shaft of radius (alone)
S52371C	81331	Galeazzi's fracture of right radius, initial encounter for open fracture type IIIA, IIIB, or IIIC	Open fracture of shaft of radius (alone)
S52372B	81331	Galeazzi's fracture of left radius, initial encounter for open fracture type I or II	Open fracture of shaft of radius (alone)
S52372C	81331	Galeazzi's fracture of left radius, initial encounter for open fracture type IIIA, IIIB, or IIIC	Open fracture of shaft of radius (alone)
S52379B	81331	Galeazzi's fracture of unspecified radius, initial encounter for open fracture type I or II	Open fracture of shaft of radius (alone)
S52379C	81331	Galeazzi's fracture of unspecified radius, initial encounter for open fracture type IIIA, IIIB, or IIIC	Open fracture of shaft of radius (alone)
S52381B	81331	Bent bone of right radius, initial encounter for open fracture type I or II	Open fracture of shaft of radius (alone)
S52381C	81331	Bent bone of right radius, initial encounter for open fracture type IIIA, IIIB, or IIIC	Open fracture of shaft of radius (alone)
S52382B	81331	Bent bone of left radius, initial encounter for open fracture type I or II	Open fracture of shaft of radius (alone)
S52382C	81331	Bent bone of left radius, initial encounter for open fracture type IIIA, IIIB, or IIIC	Open fracture of shaft of radius (alone)
S52389B	81331	Bent bone of unspecified radius, initial encounter for open fracture type I or II	Open fracture of shaft of radius (alone)
S52389C	81331	Bent bone of unspecified radius, initial encounter for open fracture type IIIA, IIIB, or IIIC	Open fracture of shaft of radius (alone)
S52391B	81331	Other fracture of shaft of radius, right arm, initial encounter for open fracture type I or II	Open fracture of shaft of radius (alone)
S52391C	81331	Other fracture of shaft of radius, right arm, initial encounter for open fracture type IIIA, IIIB, or IIIC	Open fracture of shaft of radius (alone)
S52392B	81331	Other fracture of shaft of radius, left arm, initial encounter for open fracture type I or II	Open fracture of shaft of radius (alone)
S52392C	81331	Other fracture of shaft of radius, left arm, initial encounter for open fracture type IIIA, IIIB, or IIIC	Open fracture of shaft of radius (alone)
S52399B	81331	Other fracture of shaft of radius, unspecified arm, initial encounter for open fracture type I or II	Open fracture of shaft of radius (alone)
S52399C	81331	Other fracture of shaft of radius, unspecified arm, initial encounter for open fracture type IIIA, IIIB, or IIIC	Open fracture of shaft of radius (alone)
S52201B	81332	Unspecified fracture of shaft of right ulna, initial encounter for open fracture type I or II	Open fracture of shaft of ulna (alone)
S52201C	81332	Unspecified fracture of shaft of right ulna, initial encounter for open fracture type IIIA, IIIB, or IIIC	Open fracture of shaft of ulna (alone)
S52202B	81332	Unspecified fracture of shaft of left ulna, initial encounter for open fracture type I or II	Open fracture of shaft of ulna (alone)
S52202C	81332	Unspecified fracture of shaft of left ulna, initial encounter for open fracture type IIIA, IIIB, or IIIC	Open fracture of shaft of ulna (alone)
S52221B	81332	Displaced transverse fracture of shaft of right ulna, initial encounter for open fracture type I or II	Open fracture of shaft of ulna (alone)
S52221C	81332	Displaced transverse fracture of shaft of right ulna, initial encounter for open fracture type IIIA, IIIB, or IIIC	Open fracture of shaft of ulna (alone)
S52222B	81332	Displaced transverse fracture of shaft of left ulna, initial encounter for open fracture type I or II	Open fracture of shaft of ulna (alone)

Appendix A
Frailty markers

S52266C	81332	Nondisplaced segmental fracture of shaft of ulna, unspecified arm, initial encounter for open fracture type IIIA, IIIB, or IIIC	Open fracture of shaft of ulna (alone)
S52281B	81332	Bent bone of right ulna, initial encounter for open fracture type I or II	Open fracture of shaft of ulna (alone)
S52281C	81332	Bent bone of right ulna, initial encounter for open fracture type IIIA, IIIB, or IIIC	Open fracture of shaft of ulna (alone)
S52282B	81332	Bent bone of left ulna, initial encounter for open fracture type I or II	Open fracture of shaft of ulna (alone)
S52282C	81332	Bent bone of left ulna, initial encounter for open fracture type IIIA, IIIB, or IIIC	Open fracture of shaft of ulna (alone)
S52283B	81332	Bent bone of unspecified ulna, initial encounter for open fracture type I or II	Open fracture of shaft of ulna (alone)
S52283C	81332	Bent bone of unspecified ulna, initial encounter for open fracture type IIIA, IIIB, or IIIC	Open fracture of shaft of ulna (alone)
S52291B	81332	Other fracture of shaft of right ulna, initial encounter for open fracture type I or II	Open fracture of shaft of ulna (alone)
S52291C	81332	Other fracture of shaft of right ulna, initial encounter for open fracture type IIIA, IIIB, or IIIC	Open fracture of shaft of ulna (alone)
S52292B	81332	Other fracture of shaft of left ulna, initial encounter for open fracture type I or II	Open fracture of shaft of ulna (alone)
S52292C	81332	Other fracture of shaft of left ulna, initial encounter for open fracture type IIIA, IIIB, or IIIC	Open fracture of shaft of ulna (alone)
S52299B	81332	Other fracture of shaft of unspecified ulna, initial encounter for open fracture type I or II	Open fracture of shaft of ulna (alone)
S52299C	81332	Other fracture of shaft of unspecified ulna, initial encounter for open fracture type IIIA, IIIB, or IIIC	Open fracture of shaft of ulna (alone)
S52209B	81333	Unspecified fracture of shaft of unspecified ulna, initial encounter for open fracture type I or II	Open fracture of shaft of radius with ulna
S52209C	81333	Unspecified fracture of shaft of unspecified ulna, initial encounter for open fracture type IIIA, IIIB, or IIIC	Open fracture of shaft of radius with ulna
S52309B	81333	Unspecified fracture of shaft of unspecified radius, initial encounter for open fracture type I or II	Open fracture of shaft of radius with ulna
S52309C	81333	Unspecified fracture of shaft of unspecified radius, initial encounter for open fracture type IIIA, IIIB, or IIIC	Open fracture of shaft of radius with ulna
S5290XA	81340	Unspecified fracture of unspecified forearm, initial encounter for closed fracture	Closed fracture of lower end of forearm, unspecified
S52531A	81341	Colles' fracture of right radius, initial encounter for closed fracture	Closed Colles' fracture
S52532A	81341	Colles' fracture of left radius, initial encounter for closed fracture	Closed Colles' fracture
S52541A	81341	Smith's fracture of right radius, initial encounter for closed fracture	Closed Colles' fracture
S52542A	81341	Smith's fracture of left radius, initial encounter for closed fracture	Closed Colles' fracture
S52501A	81342	Unspecified fracture of the lower end of right radius, initial encounter for closed fracture	Other closed fractures of distal end of radius (alone)
S52502A	81342	Unspecified fracture of the lower end of left radius, initial encounter for closed fracture	Other closed fractures of distal end of radius (alone)
S52511A	81342	Displaced fracture of right radial styloid process, initial encounter for closed fracture	Other closed fractures of distal end of radius (alone)
S52512A	81342	Displaced fracture of left radial styloid process, initial encounter for closed fracture	Other closed fractures of distal end of radius (alone)
S52513A	81342	Displaced fracture of unspecified radial styloid process, initial encounter for closed fracture	Other closed fractures of distal end of radius (alone)
S52514A	81342	Nondisplaced fracture of right radial styloid process, initial encounter for closed fracture	Other closed fractures of distal end of radius (alone)
S52515A	81342	Nondisplaced fracture of left radial styloid process, initial encounter for closed fracture	Other closed fractures of distal end of radius (alone)
S52516A	81342	Nondisplaced fracture of unspecified radial styloid process, initial encounter for closed fracture	Other closed fractures of distal end of radius (alone)

Appendix A
Frailty markers

S52602A	81343	Unspecified fracture of lower end of left ulna, initial encounter for closed fracture	Closed fracture of distal end of ulna (alone)
S52611A	81343	Displaced fracture of right ulna styloid process, initial encounter for closed fracture	Closed fracture of distal end of ulna (alone)
S52612A	81343	Displaced fracture of left ulna styloid process, initial encounter for closed fracture	Closed fracture of distal end of ulna (alone)
S52613A	81343	Displaced fracture of unspecified ulna styloid process, initial encounter for closed fracture	Closed fracture of distal end of ulna (alone)
S52614A	81343	Nondisplaced fracture of right ulna styloid process, initial encounter for closed fracture	Closed fracture of distal end of ulna (alone)
S52615A	81343	Nondisplaced fracture of left ulna styloid process, initial encounter for closed fracture	Closed fracture of distal end of ulna (alone)
S52616A	81343	Nondisplaced fracture of unspecified ulna styloid process, initial encounter for closed fracture	Closed fracture of distal end of ulna (alone)
S52691A	81343	Other fracture of lower end of right ulna, initial encounter for closed fracture	Closed fracture of distal end of ulna (alone)
S52692A	81343	Other fracture of lower end of left ulna, initial encounter for closed fracture	Closed fracture of distal end of ulna (alone)
S52699A	81343	Other fracture of lower end of unspecified ulna, initial encounter for closed fracture	Closed fracture of distal end of ulna (alone)
S59001A	81343	Unspecified physeal fracture of lower end of ulna, right arm, initial encounter for closed fracture	Closed fracture of distal end of ulna (alone)
S59002A	81343	Unspecified physeal fracture of lower end of ulna, left arm, initial encounter for closed fracture	Closed fracture of distal end of ulna (alone)
S59009A	81343	Unspecified physeal fracture of lower end of ulna, unspecified arm, initial encounter for closed fracture	Closed fracture of distal end of ulna (alone)
S59011A	81343	Salter-Harris Type I physeal fracture of lower end of ulna, right arm, initial encounter for closed fracture	Closed fracture of distal end of ulna (alone)
S59012A	81343	Salter-Harris Type I physeal fracture of lower end of ulna, left arm, initial encounter for closed fracture	Closed fracture of distal end of ulna (alone)
S59019A	81343	Salter-Harris Type I physeal fracture of lower end of ulna, unspecified arm, initial encounter for closed fracture	Closed fracture of distal end of ulna (alone)
S59021A	81343	Salter-Harris Type II physeal fracture of lower end of ulna, right arm, initial encounter for closed fracture	Closed fracture of distal end of ulna (alone)
S59022A	81343	Salter-Harris Type II physeal fracture of lower end of ulna, left arm, initial encounter for closed fracture	Closed fracture of distal end of ulna (alone)
S59029A	81343	Salter-Harris Type II physeal fracture of lower end of ulna, unspecified arm, initial encounter for closed fracture	Closed fracture of distal end of ulna (alone)
S59031A	81343	Salter-Harris Type III physeal fracture of lower end of ulna, right arm, initial encounter for closed fracture	Closed fracture of distal end of ulna (alone)
S59032A	81343	Salter-Harris Type III physeal fracture of lower end of ulna, left arm, initial encounter for closed fracture	Closed fracture of distal end of ulna (alone)
S59039A	81343	Salter-Harris Type III physeal fracture of lower end of ulna, unspecified arm, initial encounter for closed fracture	Closed fracture of distal end of ulna (alone)
S59041A	81343	Salter-Harris Type IV physeal fracture of lower end of ulna, right arm, initial encounter for closed fracture	Closed fracture of distal end of ulna (alone)
S59042A	81343	Salter-Harris Type IV physeal fracture of lower end of ulna, left arm, initial encounter for closed fracture	Closed fracture of distal end of ulna (alone)
S59049A	81343	Salter-Harris Type IV physeal fracture of lower end of ulna, unspecified arm, initial encounter for closed fracture	Closed fracture of distal end of ulna (alone)
S59091A	81343	Other physeal fracture of lower end of ulna, right arm, initial encounter for closed fracture	Closed fracture of distal end of ulna (alone)
S59092A	81343	Other physeal fracture of lower end of ulna, left arm, initial encounter for closed fracture	Closed fracture of distal end of ulna (alone)
S59099A	81343	Other physeal fracture of lower end of ulna, unspecified arm, initial encounter for closed fracture	Closed fracture of distal end of ulna (alone)
S52509A	81344	Unspecified fracture of the lower end of unspecified radius, initial encounter for closed fracture	Closed fracture of lower end of radius with ulna
S52609A	81344	Unspecified fracture of lower end of unspecified ulna, initial encounter for closed fracture	Closed fracture of lower end of radius with ulna
S52111A	81345	Torus fracture of upper end of right radius, initial encounter for closed fracture	Torus fracture of radius (alone)

Appendix A
Frailty markers

S52112A	81345	Torus fracture of upper end of left radius, initial encounter for closed fracture	Torus fracture of radius (alone)
S52521A	81345	Torus fracture of lower end of right radius, initial encounter for closed fracture	Torus fracture of radius (alone)
S52522A	81345	Torus fracture of lower end of left radius, initial encounter for closed fracture	Torus fracture of radius (alone)
S52011A	81346	Torus fracture of upper end of right ulna, initial encounter for closed fracture	Torus fracture of ulna (alone)
S52012A	81346	Torus fracture of upper end of left ulna, initial encounter for closed fracture	Torus fracture of ulna (alone)
S52621A	81346	Torus fracture of lower end of right ulna, initial encounter for closed fracture	Torus fracture of ulna (alone)
S52622A	81346	Torus fracture of lower end of left ulna, initial encounter for closed fracture	Torus fracture of ulna (alone)
S52011A	81347	Torus fracture of upper end of right ulna, initial encounter for closed fracture	Torus fracture of radius and ulna
S52012A	81347	Torus fracture of upper end of left ulna, initial encounter for closed fracture	Torus fracture of radius and ulna
S52111A	81347	Torus fracture of upper end of right radius, initial encounter for closed fracture	Torus fracture of radius and ulna
S52112A	81347	Torus fracture of upper end of left radius, initial encounter for closed fracture	Torus fracture of radius and ulna
S52521A	81347	Torus fracture of lower end of right radius, initial encounter for closed fracture	Torus fracture of radius and ulna
S52522A	81347	Torus fracture of lower end of left radius, initial encounter for closed fracture	Torus fracture of radius and ulna
S52621A	81347	Torus fracture of lower end of right ulna, initial encounter for closed fracture	Torus fracture of radius and ulna
S52622A	81347	Torus fracture of lower end of left ulna, initial encounter for closed fracture	Torus fracture of radius and ulna
S5290XB	81350	Unspecified fracture of unspecified forearm, initial encounter for open fracture type I or II	Open fracture of lower end of forearm, unspecified
S5290XC	81350	Unspecified fracture of unspecified forearm, initial encounter for open fracture type IIIA, IIIB, or IIIC	Open fracture of lower end of forearm, unspecified
S52531B	81351	Colles' fracture of right radius, initial encounter for open fracture type I or II	Open Colles' fracture
S52531C	81351	Colles' fracture of right radius, initial encounter for open fracture type IIIA, IIIB, or IIIC	Open Colles' fracture
S52532B	81351	Colles' fracture of left radius, initial encounter for open fracture type I or II	Open Colles' fracture
S52532C	81351	Colles' fracture of left radius, initial encounter for open fracture type IIIA, IIIB, or IIIC	Open Colles' fracture
S52501B	81352	Unspecified fracture of the lower end of right radius, initial encounter for open fracture type I or II	Other open fractures of distal end of radius (alone)
S52501C	81352	Unspecified fracture of the lower end of right radius, initial encounter for open fracture type IIIA, IIIB, or IIIC	Other open fractures of distal end of radius (alone)
S52502B	81352	Unspecified fracture of the lower end of left radius, initial encounter for open fracture type I or II	Other open fractures of distal end of radius (alone)
S52502C	81352	Unspecified fracture of the lower end of left radius, initial encounter for open fracture type IIIA, IIIB, or IIIC	Other open fractures of distal end of radius (alone)
S52511B	81352	Displaced fracture of right radial styloid process, initial encounter for open fracture type I or II	Other open fractures of distal end of radius (alone)
S52511C	81352	Displaced fracture of right radial styloid process, initial encounter for open fracture type IIIA, IIIB, or IIIC	Other open fractures of distal end of radius (alone)
S52512B	81352	Displaced fracture of left radial styloid process, initial encounter for open fracture type I or II	Other open fractures of distal end of radius (alone)
S52512C	81352	Displaced fracture of left radial styloid process, initial encounter for open fracture type IIIA, IIIB, or IIIC	Other open fractures of distal end of radius (alone)
S52513B	81352	Displaced fracture of unspecified radial styloid process, initial encounter for open fracture type I or II	Other open fractures of distal end of radius (alone)
S52513C	81352	Displaced fracture of unspecified radial styloid process, initial encounter for open fracture type IIIA, IIIB, or IIIC	Other open fractures of distal end of radius (alone)

Appendix A
Frailty markers

S52609C	81354	Unspecified fracture of lower end of unspecified ulna, initial encounter for open fracture type IIIA, IIIB, or IIIC	Open fracture of lower end of radius with ulna
S5291XA	81380	Unspecified fracture of right forearm, initial encounter for closed fracture	Closed fracture of unspecified part of forearm
S5292XA	81380	Unspecified fracture of left forearm, initial encounter for closed fracture	Closed fracture of unspecified part of forearm
S5290XA	81381	Unspecified fracture of unspecified forearm, initial encounter for closed fracture	Closed fracture of unspecified part of radius (alone)
S5290XA	81382	Unspecified fracture of unspecified forearm, initial encounter for closed fracture	Closed fracture of unspecified part of ulna (alone)
S5290XA	81383	Unspecified fracture of unspecified forearm, initial encounter for closed fracture	Closed fracture of unspecified part of radius with ulna
S5291XB	81390	Unspecified fracture of right forearm, initial encounter for open fracture type I or II	Open fracture of unspecified part of forearm
S5291XC	81390	Unspecified fracture of right forearm, initial encounter for open fracture type IIIA, IIIB, or IIIC	Open fracture of unspecified part of forearm
S5292XB	81390	Unspecified fracture of left forearm, initial encounter for open fracture type I or II	Open fracture of unspecified part of forearm
S5292XC	81390	Unspecified fracture of left forearm, initial encounter for open fracture type IIIA, IIIB, or IIIC	Open fracture of unspecified part of forearm
S5290XB	81391	Unspecified fracture of unspecified forearm, initial encounter for open fracture type I or II	Open fracture of unspecified part of radius (alone)
S5290XC	81391	Unspecified fracture of unspecified forearm, initial encounter for open fracture type IIIA, IIIB, or IIIC	Open fracture of unspecified part of radius (alone)
S5290XB	81392	Unspecified fracture of unspecified forearm, initial encounter for open fracture type I or II	Open fracture of unspecified part of ulna (alone)
S5290XC	81392	Unspecified fracture of unspecified forearm, initial encounter for open fracture type IIIA, IIIB, or IIIC	Open fracture of unspecified part of ulna (alone)
S5290XB	81393	Unspecified fracture of unspecified forearm, initial encounter for open fracture type I or II	Open fracture of unspecified part of radius with ulna
S5290XC	81393	Unspecified fracture of unspecified forearm, initial encounter for open fracture type IIIA, IIIB, or IIIC	Open fracture of unspecified part of radius with ulna
S62101A	81400	Fracture of unspecified carpal bone, right wrist, initial encounter for closed fracture	Closed fracture of carpal bone, unspecified
S62102A	81400	Fracture of unspecified carpal bone, left wrist, initial encounter for closed fracture	Closed fracture of carpal bone, unspecified
S62001A	81401	Unspecified fracture of navicular [scaphoid] bone of right wrist, initial encounter for closed fracture	Closed fracture of navicular [scaphoid] bone of wrist
S62002A	81401	Unspecified fracture of navicular [scaphoid] bone of left wrist, initial encounter for closed fracture	Closed fracture of navicular [scaphoid] bone of wrist
S62011A	81401	Displaced fracture of distal pole of navicular [scaphoid] bone of right wrist, initial encounter for closed fracture	Closed fracture of navicular [scaphoid] bone of wrist
S62012A	81401	Displaced fracture of distal pole of navicular [scaphoid] bone of left wrist, initial encounter for closed fracture	Closed fracture of navicular [scaphoid] bone of wrist
S62013A	81401	Displaced fracture of distal pole of navicular [scaphoid] bone of unspecified wrist, initial encounter for closed fracture	Closed fracture of navicular [scaphoid] bone of wrist
S62014A	81401	Nondisplaced fracture of distal pole of navicular [scaphoid] bone of right wrist, initial encounter for closed fracture	Closed fracture of navicular [scaphoid] bone of wrist
S62015A	81401	Nondisplaced fracture of distal pole of navicular [scaphoid] bone of left wrist, initial encounter for closed fracture	Closed fracture of navicular [scaphoid] bone of wrist
S62016A	81401	Nondisplaced fracture of distal pole of navicular [scaphoid] bone of unspecified wrist, initial encounter for closed fracture	Closed fracture of navicular [scaphoid] bone of wrist
S62021A	81401	Displaced fracture of middle third of navicular [scaphoid] bone of right wrist, initial encounter for closed fracture	Closed fracture of navicular [scaphoid] bone of wrist
S62022A	81401	Displaced fracture of middle third of navicular [scaphoid] bone of left wrist, initial encounter for closed fracture	Closed fracture of navicular [scaphoid] bone of wrist
S62023A	81401	Displaced fracture of middle third of navicular [scaphoid] bone of unspecified wrist, initial encounter for closed fracture	Closed fracture of navicular [scaphoid] bone of wrist

Appendix A
Frailty markers

S62024A	81401	Nondisplaced fracture of middle third of navicular [scaphoid] bone of right wrist, initial encounter for closed fracture	Closed fracture of navicular [scaphoid] bone of wrist
S62025A	81401	Nondisplaced fracture of middle third of navicular [scaphoid] bone of left wrist, initial encounter for closed fracture	Closed fracture of navicular [scaphoid] bone of wrist
S62026A	81401	Nondisplaced fracture of middle third of navicular [scaphoid] bone of unspecified wrist, initial encounter for closed fracture	Closed fracture of navicular [scaphoid] bone of wrist
S62031A	81401	Displaced fracture of proximal third of navicular [scaphoid] bone of right wrist, initial encounter for closed fracture	Closed fracture of navicular [scaphoid] bone of wrist
S62032A	81401	Displaced fracture of proximal third of navicular [scaphoid] bone of left wrist, initial encounter for closed fracture	Closed fracture of navicular [scaphoid] bone of wrist
S62033A	81401	Displaced fracture of proximal third of navicular [scaphoid] bone of unspecified wrist, initial encounter for closed fracture	Closed fracture of navicular [scaphoid] bone of wrist
S62034A	81401	Nondisplaced fracture of proximal third of navicular [scaphoid] bone of right wrist, initial encounter for closed fracture	Closed fracture of navicular [scaphoid] bone of wrist
S62035A	81401	Nondisplaced fracture of proximal third of navicular [scaphoid] bone of left wrist, initial encounter for closed fracture	Closed fracture of navicular [scaphoid] bone of wrist
S62036A	81401	Nondisplaced fracture of proximal third of navicular [scaphoid] bone of unspecified wrist, initial encounter for closed fracture	Closed fracture of navicular [scaphoid] bone of wrist
S62121A	81402	Displaced fracture of lunate [semilunar], right wrist, initial encounter for closed fracture	Closed fracture of lunate [semilunar] bone of wrist
S62122A	81402	Displaced fracture of lunate [semilunar], left wrist, initial encounter for closed fracture	Closed fracture of lunate [semilunar] bone of wrist
S62124A	81402	Nondisplaced fracture of lunate [semilunar], right wrist, initial encounter for closed fracture	Closed fracture of lunate [semilunar] bone of wrist
S62125A	81402	Nondisplaced fracture of lunate [semilunar], left wrist, initial encounter for closed fracture	Closed fracture of lunate [semilunar] bone of wrist
S62111A	81403	Displaced fracture of triquetrum [cuneiform] bone, right wrist, initial encounter for closed fracture	Closed fracture of triquetral [cuneiform] bone of wrist
S62112A	81403	Displaced fracture of triquetrum [cuneiform] bone, left wrist, initial encounter for closed fracture	Closed fracture of triquetral [cuneiform] bone of wrist
S62114A	81403	Nondisplaced fracture of triquetrum [cuneiform] bone, right wrist, initial encounter for closed fracture	Closed fracture of triquetral [cuneiform] bone of wrist
S62115A	81403	Nondisplaced fracture of triquetrum [cuneiform] bone, left wrist, initial encounter for closed fracture	Closed fracture of triquetral [cuneiform] bone of wrist
S62161A	81404	Displaced fracture of pisiform, right wrist, initial encounter for closed fracture	Closed fracture of pisiform bone of wrist
S62162A	81404	Displaced fracture of pisiform, left wrist, initial encounter for closed fracture	Closed fracture of pisiform bone of wrist
S62164A	81404	Nondisplaced fracture of pisiform, right wrist, initial encounter for closed fracture	Closed fracture of pisiform bone of wrist
S62165A	81404	Nondisplaced fracture of pisiform, left wrist, initial encounter for closed fracture	Closed fracture of pisiform bone of wrist
S62171A	81405	Displaced fracture of trapezium [larger multangular], right wrist, initial encounter for closed fracture	Closed fracture of trapezium bone [larger multangular] of wrist
S62172A	81405	Displaced fracture of trapezium [larger multangular], left wrist, initial encounter for closed fracture	Closed fracture of trapezium bone [larger multangular] of wrist
S62174A	81405	Nondisplaced fracture of trapezium [larger multangular], right wrist, initial encounter for closed fracture	Closed fracture of trapezium bone [larger multangular] of wrist
S62175A	81405	Nondisplaced fracture of trapezium [larger multangular], left wrist, initial encounter for closed fracture	Closed fracture of trapezium bone [larger multangular] of wrist
S62181A	81406	Displaced fracture of trapezoid [smaller multangular], right wrist, initial encounter for closed fracture	Closed fracture of trapezoid bone [smaller multangular] of wrist
S62182A	81406	Displaced fracture of trapezoid [smaller multangular], left wrist, initial encounter for closed fracture	Closed fracture of trapezoid bone [smaller multangular] of wrist

Appendix A
Frailty markers

S62184A	81406	Nondisplaced fracture of trapezoid [smaller multangular], right wrist, initial encounter for closed fracture	Closed fracture of trapezoid bone [smaller multangular] of wrist
S62185A	81406	Nondisplaced fracture of trapezoid [smaller multangular], left wrist, initial encounter for closed fracture	Closed fracture of trapezoid bone [smaller multangular] of wrist
S62131A	81407	Displaced fracture of capitate [os magnum] bone, right wrist, initial encounter for closed fracture	Closed fracture of capitate bone [os magnum] of wrist
S62132A	81407	Displaced fracture of capitate [os magnum] bone, left wrist, initial encounter for closed fracture	Closed fracture of capitate bone [os magnum] of wrist
S62134A	81407	Nondisplaced fracture of capitate [os magnum] bone, right wrist, initial encounter for closed fracture	Closed fracture of capitate bone [os magnum] of wrist
S62135A	81407	Nondisplaced fracture of capitate [os magnum] bone, left wrist, initial encounter for closed fracture	Closed fracture of capitate bone [os magnum] of wrist
S62141A	81408	Displaced fracture of body of hamate [unciform] bone, right wrist, initial encounter for closed fracture	Closed fracture of hamate [unciform] bone of wrist
S62142A	81408	Displaced fracture of body of hamate [unciform] bone, left wrist, initial encounter for closed fracture	Closed fracture of hamate [unciform] bone of wrist
S62144A	81408	Nondisplaced fracture of body of hamate [unciform] bone, right wrist, initial encounter for closed fracture	Closed fracture of hamate [unciform] bone of wrist
S62145A	81408	Nondisplaced fracture of body of hamate [unciform] bone, left wrist, initial encounter for closed fracture	Closed fracture of hamate [unciform] bone of wrist
S62151A	81409	Displaced fracture of hook process of hamate [unciform] bone, right wrist, initial encounter for closed fracture	Closed fracture of other bone of wrist
S62152A	81409	Displaced fracture of hook process of hamate [unciform] bone, left wrist, initial encounter for closed fracture	Closed fracture of other bone of wrist
S62154A	81409	Nondisplaced fracture of hook process of hamate [unciform] bone, right wrist, initial encounter for closed fracture	Closed fracture of other bone of wrist
S62155A	81409	Nondisplaced fracture of hook process of hamate [unciform] bone, left wrist, initial encounter for closed fracture	Closed fracture of other bone of wrist
S62101B	81410	Fracture of unspecified carpal bone, right wrist, initial encounter for open fracture	Open fracture of carpal bone, unspecified
S62102B	81410	Fracture of unspecified carpal bone, left wrist, initial encounter for open fracture	Open fracture of carpal bone, unspecified
S62001B	81411	Unspecified fracture of navicular [scaphoid] bone of right wrist, initial encounter for open fracture	Open fracture of navicular [scaphoid] bone of wrist
S62002B	81411	Unspecified fracture of navicular [scaphoid] bone of left wrist, initial encounter for open fracture	Open fracture of navicular [scaphoid] bone of wrist
S62011B	81411	Displaced fracture of distal pole of navicular [scaphoid] bone of right wrist, initial encounter for open fracture	Open fracture of navicular [scaphoid] bone of wrist
S62012B	81411	Displaced fracture of distal pole of navicular [scaphoid] bone of left wrist, initial encounter for open fracture	Open fracture of navicular [scaphoid] bone of wrist
S62013B	81411	Displaced fracture of distal pole of navicular [scaphoid] bone of unspecified wrist, initial encounter for open fracture	Open fracture of navicular [scaphoid] bone of wrist
S62014B	81411	Nondisplaced fracture of distal pole of navicular [scaphoid] bone of right wrist, initial encounter for open fracture	Open fracture of navicular [scaphoid] bone of wrist
S62015B	81411	Nondisplaced fracture of distal pole of navicular [scaphoid] bone of left wrist, initial encounter for open fracture	Open fracture of navicular [scaphoid] bone of wrist
S62016B	81411	Nondisplaced fracture of distal pole of navicular [scaphoid] bone of unspecified wrist, initial encounter for open fracture	Open fracture of navicular [scaphoid] bone of wrist
S62021B	81411	Displaced fracture of middle third of navicular [scaphoid] bone of right wrist, initial encounter for open fracture	Open fracture of navicular [scaphoid] bone of wrist
S62022B	81411	Displaced fracture of middle third of navicular [scaphoid] bone of left wrist, initial encounter for open fracture	Open fracture of navicular [scaphoid] bone of wrist
S62023B	81411	Displaced fracture of middle third of navicular [scaphoid] bone of unspecified wrist, initial encounter for open fracture	Open fracture of navicular [scaphoid] bone of wrist
S62024B	81411	Nondisplaced fracture of middle third of navicular [scaphoid] bone of right wrist, initial encounter for open fracture	Open fracture of navicular [scaphoid] bone of wrist

Appendix A
Frailty markers

S62025B	81411	Nondisplaced fracture of middle third of navicular [scaphoid] bone of left wrist, initial encounter for open fracture	Open fracture of navicular [scaphoid] bone of wrist
S62026B	81411	Nondisplaced fracture of middle third of navicular [scaphoid] bone of unspecified wrist, initial encounter for open fracture	Open fracture of navicular [scaphoid] bone of wrist
S62031B	81411	Displaced fracture of proximal third of navicular [scaphoid] bone of right wrist, initial encounter for open fracture	Open fracture of navicular [scaphoid] bone of wrist
S62032B	81411	Displaced fracture of proximal third of navicular [scaphoid] bone of left wrist, initial encounter for open fracture	Open fracture of navicular [scaphoid] bone of wrist
S62033B	81411	Displaced fracture of proximal third of navicular [scaphoid] bone of unspecified wrist, initial encounter for open fracture	Open fracture of navicular [scaphoid] bone of wrist
S62034B	81411	Nondisplaced fracture of proximal third of navicular [scaphoid] bone of right wrist, initial encounter for open fracture	Open fracture of navicular [scaphoid] bone of wrist
S62035B	81411	Nondisplaced fracture of proximal third of navicular [scaphoid] bone of left wrist, initial encounter for open fracture	Open fracture of navicular [scaphoid] bone of wrist
S62036B	81411	Nondisplaced fracture of proximal third of navicular [scaphoid] bone of unspecified wrist, initial encounter for open fracture	Open fracture of navicular [scaphoid] bone of wrist
S62121B	81412	Displaced fracture of lunate [semilunar], right wrist, initial encounter for open fracture	Open fracture of lunate [semilunar] bone of wrist
S62122B	81412	Displaced fracture of lunate [semilunar], left wrist, initial encounter for open fracture	Open fracture of lunate [semilunar] bone of wrist
S62124B	81412	Nondisplaced fracture of lunate [semilunar], right wrist, initial encounter for open fracture	Open fracture of lunate [semilunar] bone of wrist
S62125B	81412	Nondisplaced fracture of lunate [semilunar], left wrist, initial encounter for open fracture	Open fracture of lunate [semilunar] bone of wrist
S62111B	81413	Displaced fracture of triquetrum [cuneiform] bone, right wrist, initial encounter for open fracture	Open fracture of triquetral [cuneiform] bone of wrist
S62112B	81413	Displaced fracture of triquetrum [cuneiform] bone, left wrist, initial encounter for open fracture	Open fracture of triquetral [cuneiform] bone of wrist
S62114B	81413	Nondisplaced fracture of triquetrum [cuneiform] bone, right wrist, initial encounter for open fracture	Open fracture of triquetral [cuneiform] bone of wrist
S62115B	81413	Nondisplaced fracture of triquetrum [cuneiform] bone, left wrist, initial encounter for open fracture	Open fracture of triquetral [cuneiform] bone of wrist
S62161B	81414	Displaced fracture of pisiform, right wrist, initial encounter for open fracture	Open fracture of pisiform bone of wrist
S62162B	81414	Displaced fracture of pisiform, left wrist, initial encounter for open fracture	Open fracture of pisiform bone of wrist
S62164B	81414	Nondisplaced fracture of pisiform, right wrist, initial encounter for open fracture	Open fracture of pisiform bone of wrist
S62165B	81414	Nondisplaced fracture of pisiform, left wrist, initial encounter for open fracture	Open fracture of pisiform bone of wrist
S62171B	81415	Displaced fracture of trapezium [larger multangular], right wrist, initial encounter for open fracture	Open fracture of trapezium bone [larger multangular] of wrist
S62172B	81415	Displaced fracture of trapezium [larger multangular], left wrist, initial encounter for open fracture	Open fracture of trapezium bone [larger multangular] of wrist
S62174B	81415	Nondisplaced fracture of trapezium [larger multangular], right wrist, initial encounter for open fracture	Open fracture of trapezium bone [larger multangular] of wrist
S62175B	81415	Nondisplaced fracture of trapezium [larger multangular], left wrist, initial encounter for open fracture	Open fracture of trapezium bone [larger multangular] of wrist
S62181B	81416	Displaced fracture of trapezoid [smaller multangular], right wrist, initial encounter for open fracture	Open fracture of trapezoid bone [smaller multangular] of wrist
S62182B	81416	Displaced fracture of trapezoid [smaller multangular], left wrist, initial encounter for open fracture	Open fracture of trapezoid bone [smaller multangular] of wrist
S62184B	81416	Nondisplaced fracture of trapezoid [smaller multangular], right wrist, initial encounter for open fracture	Open fracture of trapezoid bone [smaller multangular] of wrist
S62185B	81416	Nondisplaced fracture of trapezoid [smaller multangular], left wrist, initial encounter for open fracture	Open fracture of trapezoid bone [smaller multangular] of wrist

Appendix A
Frailty markers

S62131B	81417	Displaced fracture of capitate [os magnum] bone, right wrist, initial encounter for open fracture	Open fracture of capitate bone [os magnum] of wrist
S62132B	81417	Displaced fracture of capitate [os magnum] bone, left wrist, initial encounter for open fracture	Open fracture of capitate bone [os magnum] of wrist
S62134B	81417	Nondisplaced fracture of capitate [os magnum] bone, right wrist, initial encounter for open fracture	Open fracture of capitate bone [os magnum] of wrist
S62135B	81417	Nondisplaced fracture of capitate [os magnum] bone, left wrist, initial encounter for open fracture	Open fracture of capitate bone [os magnum] of wrist
S62141B	81418	Displaced fracture of body of hamate [unciform] bone, right wrist, initial encounter for open fracture	Open fracture of hamate [unciform] bone of wrist
S62142B	81418	Displaced fracture of body of hamate [unciform] bone, left wrist, initial encounter for open fracture	Open fracture of hamate [unciform] bone of wrist
S62144B	81418	Nondisplaced fracture of body of hamate [unciform] bone, right wrist, initial encounter for open fracture	Open fracture of hamate [unciform] bone of wrist
S62145B	81418	Nondisplaced fracture of body of hamate [unciform] bone, left wrist, initial encounter for open fracture	Open fracture of hamate [unciform] bone of wrist
S62151B	81419	Displaced fracture of hook process of hamate [unciform] bone, right wrist, initial encounter for open fracture	Open fracture of other bone of wrist
S62152B	81419	Displaced fracture of hook process of hamate [unciform] bone, left wrist, initial encounter for open fracture	Open fracture of other bone of wrist
S62154B	81419	Nondisplaced fracture of hook process of hamate [unciform] bone, right wrist, initial encounter for open fracture	Open fracture of other bone of wrist
S62155B	81419	Nondisplaced fracture of hook process of hamate [unciform] bone, left wrist, initial encounter for open fracture	Open fracture of other bone of wrist
S62319A	81500	Displaced fracture of base of unspecified metacarpal bone, initial encounter for closed fracture	Closed fracture of metacarpal bone(s), site unspecified
S62329A	81500	Displaced fracture of shaft of unspecified metacarpal bone, initial encounter for closed fracture	Closed fracture of metacarpal bone(s), site unspecified
S62339A	81500	Displaced fracture of neck of unspecified metacarpal bone, initial encounter for closed fracture	Closed fracture of metacarpal bone(s), site unspecified
S62349A	81500	Nondisplaced fracture of base of unspecified metacarpal bone, initial encounter for closed fracture	Closed fracture of metacarpal bone(s), site unspecified
S62359A	81500	Nondisplaced fracture of shaft of unspecified metacarpal bone, initial encounter for closed fracture	Closed fracture of metacarpal bone(s), site unspecified
S62369A	81500	Nondisplaced fracture of neck of unspecified metacarpal bone, initial encounter for closed fracture	Closed fracture of metacarpal bone(s), site unspecified
S62399A	81500	Other fracture of unspecified metacarpal bone, initial encounter for closed fracture	Closed fracture of metacarpal bone(s), site unspecified
S62201A	81501	Unspecified fracture of first metacarpal bone, right hand, initial encounter for closed fracture	Closed fracture of base of thumb [first] metacarpal
S62202A	81501	Unspecified fracture of first metacarpal bone, left hand, initial encounter for closed fracture	Closed fracture of base of thumb [first] metacarpal
S62209A	81501	Unspecified fracture of first metacarpal bone, unspecified hand, initial encounter for closed fracture	Closed fracture of base of thumb [first] metacarpal
S62211A	81501	Bennett's fracture, right hand, initial encounter for closed fracture	Closed fracture of base of thumb [first] metacarpal
S62212A	81501	Bennett's fracture, left hand, initial encounter for closed fracture	Closed fracture of base of thumb [first] metacarpal
S62213A	81501	Bennett's fracture, unspecified hand, initial encounter for closed fracture	Closed fracture of base of thumb [first] metacarpal
S62221A	81501	Displaced Rolando's fracture, right hand, initial encounter for closed fracture	Closed fracture of base of thumb [first] metacarpal
S62222A	81501	Displaced Rolando's fracture, left hand, initial encounter for closed fracture	Closed fracture of base of thumb [first] metacarpal
S62223A	81501	Displaced Rolando's fracture, unspecified hand, initial encounter for closed fracture	Closed fracture of base of thumb [first] metacarpal
S62224A	81501	Nondisplaced Rolando's fracture, right hand, initial encounter for closed fracture	Closed fracture of base of thumb [first] metacarpal
S62225A	81501	Nondisplaced Rolando's fracture, left hand, initial encounter for closed fracture	Closed fracture of base of thumb [first] metacarpal
S62226A	81501	Nondisplaced Rolando's fracture, unspecified hand, initial encounter for closed fracture	Closed fracture of base of thumb [first] metacarpal

Appendix A
Frailty markers

S62361A	81504	Nondisplaced fracture of neck of second metacarpal bone, left hand, initial encounter for closed fracture	Closed fracture of neck of metacarpal bone(s)
S62362A	81504	Nondisplaced fracture of neck of third metacarpal bone, right hand, initial encounter for closed fracture	Closed fracture of neck of metacarpal bone(s)
S62363A	81504	Nondisplaced fracture of neck of third metacarpal bone, left hand, initial encounter for closed fracture	Closed fracture of neck of metacarpal bone(s)
S62364A	81504	Nondisplaced fracture of neck of fourth metacarpal bone, right hand, initial encounter for closed fracture	Closed fracture of neck of metacarpal bone(s)
S62365A	81504	Nondisplaced fracture of neck of fourth metacarpal bone, left hand, initial encounter for closed fracture	Closed fracture of neck of metacarpal bone(s)
S62366A	81504	Nondisplaced fracture of neck of fifth metacarpal bone, right hand, initial encounter for closed fracture	Closed fracture of neck of metacarpal bone(s)
S62367A	81504	Nondisplaced fracture of neck of fifth metacarpal bone, left hand, initial encounter for closed fracture	Closed fracture of neck of metacarpal bone(s)
S62368A	81504	Nondisplaced fracture of neck of other metacarpal bone, initial encounter for closed fracture	Closed fracture of neck of metacarpal bone(s)
S62291A	81509	Other fracture of first metacarpal bone, right hand, initial encounter for closed fracture	Closed fracture of multiple sites of metacarpus
S62292A	81509	Other fracture of first metacarpal bone, left hand, initial encounter for closed fracture	Closed fracture of multiple sites of metacarpus
S62299A	81509	Other fracture of first metacarpal bone, unspecified hand, initial encounter for closed fracture	Closed fracture of multiple sites of metacarpus
S62300A	81509	Unspecified fracture of second metacarpal bone, right hand, initial encounter for closed fracture	Closed fracture of multiple sites of metacarpus
S62301A	81509	Unspecified fracture of second metacarpal bone, left hand, initial encounter for closed fracture	Closed fracture of multiple sites of metacarpus
S62302A	81509	Unspecified fracture of third metacarpal bone, right hand, initial encounter for closed fracture	Closed fracture of multiple sites of metacarpus
S62303A	81509	Unspecified fracture of third metacarpal bone, left hand, initial encounter for closed fracture	Closed fracture of multiple sites of metacarpus
S62304A	81509	Unspecified fracture of fourth metacarpal bone, right hand, initial encounter for closed fracture	Closed fracture of multiple sites of metacarpus
S62305A	81509	Unspecified fracture of fourth metacarpal bone, left hand, initial encounter for closed fracture	Closed fracture of multiple sites of metacarpus
S62306A	81509	Unspecified fracture of fifth metacarpal bone, right hand, initial encounter for closed fracture	Closed fracture of multiple sites of metacarpus
S62307A	81509	Unspecified fracture of fifth metacarpal bone, left hand, initial encounter for closed fracture	Closed fracture of multiple sites of metacarpus
S62308A	81509	Unspecified fracture of other metacarpal bone, initial encounter for closed fracture	Closed fracture of multiple sites of metacarpus
S62309A	81509	Unspecified fracture of unspecified metacarpal bone, initial encounter for closed fracture	Closed fracture of multiple sites of metacarpus
S62390A	81509	Other fracture of second metacarpal bone, right hand, initial encounter for closed fracture	Closed fracture of multiple sites of metacarpus
S62391A	81509	Other fracture of second metacarpal bone, left hand, initial encounter for closed fracture	Closed fracture of multiple sites of metacarpus
S62392A	81509	Other fracture of third metacarpal bone, right hand, initial encounter for closed fracture	Closed fracture of multiple sites of metacarpus
S62393A	81509	Other fracture of third metacarpal bone, left hand, initial encounter for closed fracture	Closed fracture of multiple sites of metacarpus
S62394A	81509	Other fracture of fourth metacarpal bone, right hand, initial encounter for closed fracture	Closed fracture of multiple sites of metacarpus
S62395A	81509	Other fracture of fourth metacarpal bone, left hand, initial encounter for closed fracture	Closed fracture of multiple sites of metacarpus
S62396A	81509	Other fracture of fifth metacarpal bone, right hand, initial encounter for closed fracture	Closed fracture of multiple sites of metacarpus
S62397A	81509	Other fracture of fifth metacarpal bone, left hand, initial encounter for closed fracture	Closed fracture of multiple sites of metacarpus
S62398A	81509	Other fracture of other metacarpal bone, initial encounter for closed fracture	Closed fracture of multiple sites of metacarpus
S62201B	81511	Unspecified fracture of first metacarpal bone, right hand, initial encounter for open fracture	Open fracture of base of thumb [first] metacarpal

Appendix A
Frailty markers

S62309B	81519	Unspecified fracture of unspecified metacarpal bone, initial encounter for open fracture	Open fracture of multiple sites of metacarpus
S62390B	81519	Other fracture of second metacarpal bone, right hand, initial encounter for open fracture	Open fracture of multiple sites of metacarpus
S62391B	81519	Other fracture of second metacarpal bone, left hand, initial encounter for open fracture	Open fracture of multiple sites of metacarpus
S62392B	81519	Other fracture of third metacarpal bone, right hand, initial encounter for open fracture	Open fracture of multiple sites of metacarpus
S62393B	81519	Other fracture of third metacarpal bone, left hand, initial encounter for open fracture	Open fracture of multiple sites of metacarpus
S62394B	81519	Other fracture of fourth metacarpal bone, right hand, initial encounter for open fracture	Open fracture of multiple sites of metacarpus
S62395B	81519	Other fracture of fourth metacarpal bone, left hand, initial encounter for open fracture	Open fracture of multiple sites of metacarpus
S62396B	81519	Other fracture of fifth metacarpal bone, right hand, initial encounter for open fracture	Open fracture of multiple sites of metacarpus
S62397B	81519	Other fracture of fifth metacarpal bone, left hand, initial encounter for open fracture	Open fracture of multiple sites of metacarpus
S62398B	81519	Other fracture of other metacarpal bone, initial encounter for open fracture	Open fracture of multiple sites of metacarpus
S62501A	81600	Fracture of unspecified phalanx of right thumb, initial encounter for closed fracture	Closed fracture of phalanx or phalanges of hand, unspecified
S62502A	81600	Fracture of unspecified phalanx of left thumb, initial encounter for closed fracture	Closed fracture of phalanx or phalanges of hand, unspecified
S62600A	81600	Fracture of unspecified phalanx of right index finger, initial encounter for closed fracture	Closed fracture of phalanx or phalanges of hand, unspecified
S62601A	81600	Fracture of unspecified phalanx of left index finger, initial encounter for closed fracture	Closed fracture of phalanx or phalanges of hand, unspecified
S62602A	81600	Fracture of unspecified phalanx of right middle finger, initial encounter for closed fracture	Closed fracture of phalanx or phalanges of hand, unspecified
S62603A	81600	Fracture of unspecified phalanx of left middle finger, initial encounter for closed fracture	Closed fracture of phalanx or phalanges of hand, unspecified
S62604A	81600	Fracture of unspecified phalanx of right ring finger, initial encounter for closed fracture	Closed fracture of phalanx or phalanges of hand, unspecified
S62605A	81600	Fracture of unspecified phalanx of left ring finger, initial encounter for closed fracture	Closed fracture of phalanx or phalanges of hand, unspecified
S62606A	81600	Fracture of unspecified phalanx of right little finger, initial encounter for closed fracture	Closed fracture of phalanx or phalanges of hand, unspecified
S62607A	81600	Fracture of unspecified phalanx of left little finger, initial encounter for closed fracture	Closed fracture of phalanx or phalanges of hand, unspecified
S62608A	81600	Fracture of unspecified phalanx of other finger, initial encounter for closed fracture	Closed fracture of phalanx or phalanges of hand, unspecified
S62511A	81601	Displaced fracture of proximal phalanx of right thumb, initial encounter for closed fracture	Closed fracture of middle or proximal phalanx or phalanges of hand
S62512A	81601	Displaced fracture of proximal phalanx of left thumb, initial encounter for closed fracture	Closed fracture of middle or proximal phalanx or phalanges of hand
S62514A	81601	Nondisplaced fracture of proximal phalanx of right thumb, initial encounter for closed fracture	Closed fracture of middle or proximal phalanx or phalanges of hand
S62515A	81601	Nondisplaced fracture of proximal phalanx of left thumb, initial encounter for closed fracture	Closed fracture of middle or proximal phalanx or phalanges of hand
S62610A	81601	Displaced fracture of proximal phalanx of right index finger, initial encounter for closed fracture	Closed fracture of middle or proximal phalanx or phalanges of hand
S62611A	81601	Displaced fracture of proximal phalanx of left index finger, initial encounter for closed fracture	Closed fracture of middle or proximal phalanx or phalanges of hand
S62612A	81601	Displaced fracture of proximal phalanx of right middle finger, initial encounter for closed fracture	Closed fracture of middle or proximal phalanx or phalanges of hand
S62613A	81601	Displaced fracture of proximal phalanx of left middle finger, initial encounter for closed fracture	Closed fracture of middle or proximal phalanx or phalanges of hand
S62614A	81601	Displaced fracture of proximal phalanx of right ring finger, initial encounter for closed fracture	Closed fracture of middle or proximal phalanx or phalanges of hand
S62615A	81601	Displaced fracture of proximal phalanx of left ring finger, initial encounter for closed fracture	Closed fracture of middle or proximal phalanx or phalanges of hand

Appendix A
Frailty markers

S62665B	81612	Nondisplaced fracture of distal phalanx of left ring finger, initial encounter for open fracture	Open fracture of distal phalanx or phalanges of hand
S62666B	81612	Nondisplaced fracture of distal phalanx of right little finger, initial encounter for open fracture	Open fracture of distal phalanx or phalanges of hand
S62667B	81612	Nondisplaced fracture of distal phalanx of left little finger, initial encounter for open fracture	Open fracture of distal phalanx or phalanges of hand
S62668B	81612	Nondisplaced fracture of distal phalanx of other finger, initial encounter for open fracture	Open fracture of distal phalanx or phalanges of hand
S6290XB	81613	Unspecified fracture of unspecified wrist and hand, initial encounter for open fracture	Open fracture of multiple sites of phalanx or phalanges of hand
S6291XB	81613	Unspecified fracture of right wrist and hand, initial encounter for open fracture	Open fracture of multiple sites of phalanx or phalanges of hand
S6292XB	81613	Unspecified fracture of left wrist and hand, initial encounter for open fracture	Open fracture of multiple sites of phalanx or phalanges of hand
S6290XB	8171	Unspecified fracture of unspecified wrist and hand, initial encounter for open fracture	Multiple open fractures of hand bones
S6290XA	8180	Unspecified fracture of unspecified wrist and hand, initial encounter for closed fracture	Ill-defined closed fractures of upper limb
S2220XA	8190	Unspecified fracture of sternum, initial encounter for closed fracture	Multiple closed fractures involving both upper limbs, and upper limb with rib(s) and sternum
S2249XA	8190	Multiple fractures of ribs, unspecified side, initial encounter for closed fracture	Multiple closed fractures involving both upper limbs, and upper limb with rib(s) and sternum
S4290XA	8190	Fracture of unspecified shoulder girdle, part unspecified, initial encounter for closed fracture	Multiple closed fractures involving both upper limbs, and upper limb with rib(s) and sternum
S4291XA	8190	Fracture of right shoulder girdle, part unspecified, initial encounter for closed fracture	Multiple closed fractures involving both upper limbs, and upper limb with rib(s) and sternum
S4292XA	8190	Fracture of left shoulder girdle, part unspecified, initial encounter for closed fracture	Multiple closed fractures involving both upper limbs, and upper limb with rib(s) and sternum
S5290XA	8190	Unspecified fracture of unspecified forearm, initial encounter for closed fracture	Multiple closed fractures involving both upper limbs, and upper limb with rib(s) and sternum
S5291XA	8190	Unspecified fracture of right forearm, initial encounter for closed fracture	Multiple closed fractures involving both upper limbs, and upper limb with rib(s) and sternum
S5292XA	8190	Unspecified fracture of left forearm, initial encounter for closed fracture	Multiple closed fractures involving both upper limbs, and upper limb with rib(s) and sternum
S2220XB	8191	Unspecified fracture of sternum, initial encounter for open fracture	Multiple open fractures involving both upper limbs, and upper limb with rib(s) and sternum
S2249XB	8191	Multiple fractures of ribs, unspecified side, initial encounter for open fracture	Multiple open fractures involving both upper limbs, and upper limb with rib(s) and sternum
S4290XB	8191	Fracture of unspecified shoulder girdle, part unspecified, initial encounter for open fracture	Multiple open fractures involving both upper limbs, and upper limb with rib(s) and sternum
S4291XB	8191	Fracture of right shoulder girdle, part unspecified, initial encounter for open fracture	Multiple open fractures involving both upper limbs, and upper limb with rib(s) and sternum
S4292XB	8191	Fracture of left shoulder girdle, part unspecified, initial encounter for open fracture	Multiple open fractures involving both upper limbs, and upper limb with rib(s) and sternum
S5290XB	8191	Unspecified fracture of unspecified forearm, initial encounter for open fracture type I or II	Multiple open fractures involving both upper limbs, and upper limb with rib(s) and sternum
S5291XB	8191	Unspecified fracture of right forearm, initial encounter for open fracture type I or II	Multiple open fractures involving both upper limbs, and upper limb with rib(s) and sternum
S5292XB	8191	Unspecified fracture of left forearm, initial encounter for open fracture type I or II	Multiple open fractures involving both upper limbs, and upper limb with rib(s) and sternum
S72011A	82000	Unspecified intracapsular fracture of right femur, initial encounter for closed fracture	Closed fracture of intracapsular section of neck of femur, unspecified
S72012A	82000	Unspecified intracapsular fracture of left femur, initial encounter for closed fracture	Closed fracture of intracapsular section of neck of femur, unspecified
S72021A	82001	Displaced fracture of epiphysis (separation) (upper) of right femur, initial encounter for closed fracture	Closed fracture of epiphysis (separation) (upper) of neck of femur
S72022A	82001	Displaced fracture of epiphysis (separation) (upper) of left femur, initial encounter for closed fracture	Closed fracture of epiphysis (separation) (upper) of neck of femur
S72024A	82001	Nondisplaced fracture of epiphysis (separation) (upper) of right femur, initial encounter for closed fracture	Closed fracture of epiphysis (separation) (upper) of neck of femur
S72025A	82001	Nondisplaced fracture of epiphysis (separation) (upper) of left femur, initial encounter for closed fracture	Closed fracture of epiphysis (separation) (upper) of neck of femur

Appendix A
Frailty markers

S79001A	82001	Unspecified physeal fracture of upper end of right femur, initial encounter for closed fracture	Closed fracture of epiphysis (separation) (upper) of neck of femur
S79002A	82001	Unspecified physeal fracture of upper end of left femur, initial encounter for closed fracture	Closed fracture of epiphysis (separation) (upper) of neck of femur
S79009A	82001	Unspecified physeal fracture of upper end of unspecified femur, initial encounter for closed fracture	Closed fracture of epiphysis (separation) (upper) of neck of femur
S79011A	82001	Salter-Harris Type I physeal fracture of upper end of right femur, initial encounter for closed fracture	Closed fracture of epiphysis (separation) (upper) of neck of femur
S79012A	82001	Salter-Harris Type I physeal fracture of upper end of left femur, initial encounter for closed fracture	Closed fracture of epiphysis (separation) (upper) of neck of femur
S79019A	82001	Salter-Harris Type I physeal fracture of upper end of unspecified femur, initial encounter for closed fracture	Closed fracture of epiphysis (separation) (upper) of neck of femur
S79091A	82001	Other physeal fracture of upper end of right femur, initial encounter for closed fracture	Closed fracture of epiphysis (separation) (upper) of neck of femur
S79092A	82001	Other physeal fracture of upper end of left femur, initial encounter for closed fracture	Closed fracture of epiphysis (separation) (upper) of neck of femur
S79099A	82001	Other physeal fracture of upper end of unspecified femur, initial encounter for closed fracture	Closed fracture of epiphysis (separation) (upper) of neck of femur
S72031A	82002	Displaced midcervical fracture of right femur, initial encounter for closed fracture	Closed fracture of midcervical section of neck of femur
S72032A	82002	Displaced midcervical fracture of left femur, initial encounter for closed fracture	Closed fracture of midcervical section of neck of femur
S72034A	82002	Nondisplaced midcervical fracture of right femur, initial encounter for closed fracture	Closed fracture of midcervical section of neck of femur
S72035A	82002	Nondisplaced midcervical fracture of left femur, initial encounter for closed fracture	Closed fracture of midcervical section of neck of femur
S72041A	82003	Displaced fracture of base of neck of right femur, initial encounter for closed fracture	Closed fracture of base of neck of femur
S72042A	82003	Displaced fracture of base of neck of left femur, initial encounter for closed fracture	Closed fracture of base of neck of femur
S72044A	82003	Nondisplaced fracture of base of neck of right femur, initial encounter for closed fracture	Closed fracture of base of neck of femur
S72045A	82003	Nondisplaced fracture of base of neck of left femur, initial encounter for closed fracture	Closed fracture of base of neck of femur
S72051A	82009	Unspecified fracture of head of right femur, initial encounter for closed fracture	Other closed transcervical fracture of neck of femur
S72052A	82009	Unspecified fracture of head of left femur, initial encounter for closed fracture	Other closed transcervical fracture of neck of femur
S72059A	82009	Unspecified fracture of head of unspecified femur, initial encounter for closed fracture	Other closed transcervical fracture of neck of femur
S72061A	82009	Displaced articular fracture of head of right femur, initial encounter for closed fracture	Other closed transcervical fracture of neck of femur
S72062A	82009	Displaced articular fracture of head of left femur, initial encounter for closed fracture	Other closed transcervical fracture of neck of femur
S72063A	82009	Displaced articular fracture of head of unspecified femur, initial encounter for closed fracture	Other closed transcervical fracture of neck of femur
S72064A	82009	Nondisplaced articular fracture of head of right femur, initial encounter for closed fracture	Other closed transcervical fracture of neck of femur
S72065A	82009	Nondisplaced articular fracture of head of left femur, initial encounter for closed fracture	Other closed transcervical fracture of neck of femur
S72066A	82009	Nondisplaced articular fracture of head of unspecified femur, initial encounter for closed fracture	Other closed transcervical fracture of neck of femur
S72091A	82009	Other fracture of head and neck of right femur, initial encounter for closed fracture	Other closed transcervical fracture of neck of femur
S72092A	82009	Other fracture of head and neck of left femur, initial encounter for closed fracture	Other closed transcervical fracture of neck of femur
S72011B	82010	Unspecified intracapsular fracture of right femur, initial encounter for open fracture type I or II	Open fracture of intracapsular section of neck of femur, unspecified
S72011C	82010	Unspecified intracapsular fracture of right femur, initial encounter for open fracture type IIIA, IIIB, or IIIC	Open fracture of intracapsular section of neck of femur, unspecified
S72012B	82010	Unspecified intracapsular fracture of left femur, initial encounter for open fracture type I or II	Open fracture of intracapsular section of neck of femur, unspecified

Appendix A
Frailty markers

S72012C	82010	Unspecified intracapsular fracture of left femur, initial encounter for open fracture type IIIA, IIIB, or IIIC	Open fracture of intracapsular section of neck of femur, unspecified
S72021B	82011	Displaced fracture of epiphysis (separation) (upper) of right femur, initial encounter for open fracture type I or II	Open fracture of epiphysis (separation) (upper) of neck of femur
S72021C	82011	Displaced fracture of epiphysis (separation) (upper) of right femur, initial encounter for open fracture type IIIA, IIIB, or IIIC	Open fracture of epiphysis (separation) (upper) of neck of femur
S72022B	82011	Displaced fracture of epiphysis (separation) (upper) of left femur, initial encounter for open fracture type I or II	Open fracture of epiphysis (separation) (upper) of neck of femur
S72022C	82011	Displaced fracture of epiphysis (separation) (upper) of left femur, initial encounter for open fracture type IIIA, IIIB, or IIIC	Open fracture of epiphysis (separation) (upper) of neck of femur
S72024B	82011	Nondisplaced fracture of epiphysis (separation) (upper) of right femur, initial encounter for open fracture type I or II	Open fracture of epiphysis (separation) (upper) of neck of femur
S72024C	82011	Nondisplaced fracture of epiphysis (separation) (upper) of right femur, initial encounter for open fracture type IIIA, IIIB, or IIIC	Open fracture of epiphysis (separation) (upper) of neck of femur
S72025B	82011	Nondisplaced fracture of epiphysis (separation) (upper) of left femur, initial encounter for open fracture type I or II	Open fracture of epiphysis (separation) (upper) of neck of femur
S72025C	82011	Nondisplaced fracture of epiphysis (separation) (upper) of left femur, initial encounter for open fracture type IIIA, IIIB, or IIIC	Open fracture of epiphysis (separation) (upper) of neck of femur
S72031B	82012	Displaced midcervical fracture of right femur, initial encounter for open fracture type I or II	Open fracture of midcervical section of neck of femur
S72031C	82012	Displaced midcervical fracture of right femur, initial encounter for open fracture type IIIA, IIIB, or IIIC	Open fracture of midcervical section of neck of femur
S72032B	82012	Displaced midcervical fracture of left femur, initial encounter for open fracture type I or II	Open fracture of midcervical section of neck of femur
S72032C	82012	Displaced midcervical fracture of left femur, initial encounter for open fracture type IIIA, IIIB, or IIIC	Open fracture of midcervical section of neck of femur
S72034B	82012	Nondisplaced midcervical fracture of right femur, initial encounter for open fracture type I or II	Open fracture of midcervical section of neck of femur
S72034C	82012	Nondisplaced midcervical fracture of right femur, initial encounter for open fracture type IIIA, IIIB, or IIIC	Open fracture of midcervical section of neck of femur
S72035B	82012	Nondisplaced midcervical fracture of left femur, initial encounter for open fracture type I or II	Open fracture of midcervical section of neck of femur
S72035C	82012	Nondisplaced midcervical fracture of left femur, initial encounter for open fracture type IIIA, IIIB, or IIIC	Open fracture of midcervical section of neck of femur
S72041B	82013	Displaced fracture of base of neck of right femur, initial encounter for open fracture type I or II	Open fracture of base of neck of femur
S72041C	82013	Displaced fracture of base of neck of right femur, initial encounter for open fracture type IIIA, IIIB, or IIIC	Open fracture of base of neck of femur
S72042B	82013	Displaced fracture of base of neck of left femur, initial encounter for open fracture type I or II	Open fracture of base of neck of femur
S72042C	82013	Displaced fracture of base of neck of left femur, initial encounter for open fracture type IIIA, IIIB, or IIIC	Open fracture of base of neck of femur
S72044B	82013	Nondisplaced fracture of base of neck of right femur, initial encounter for open fracture type I or II	Open fracture of base of neck of femur
S72044C	82013	Nondisplaced fracture of base of neck of right femur, initial encounter for open fracture type IIIA, IIIB, or IIIC	Open fracture of base of neck of femur
S72045B	82013	Nondisplaced fracture of base of neck of left femur, initial encounter for open fracture type I or II	Open fracture of base of neck of femur
S72045C	82013	Nondisplaced fracture of base of neck of left femur, initial encounter for open fracture type IIIA, IIIB, or IIIC	Open fracture of base of neck of femur
S72051B	82019	Unspecified fracture of head of right femur, initial encounter for open fracture type I or II	Other open transcervical fracture of neck of femur
S72051C	82019	Unspecified fracture of head of right femur, initial encounter for open fracture type IIIA, IIIB, or IIIC	Other open transcervical fracture of neck of femur
S72052B	82019	Unspecified fracture of head of left femur, initial encounter for open fracture type I or II	Other open transcervical fracture of neck of femur
S72052C	82019	Unspecified fracture of head of left femur, initial encounter for open fracture type IIIA, IIIB, or IIIC	Other open transcervical fracture of neck of femur

Appendix A
Frailty markers

S72144B	82031	Nondisplaced intertrochanteric fracture of right femur, initial encounter for open fracture type I or II	Open fracture of intertrochanteric section of neck of femur
S72144C	82031	Nondisplaced intertrochanteric fracture of right femur, initial encounter for open fracture type IIIA, IIIB, or IIIC	Open fracture of intertrochanteric section of neck of femur
S72145B	82031	Nondisplaced intertrochanteric fracture of left femur, initial encounter for open fracture type I or II	Open fracture of intertrochanteric section of neck of femur
S72145C	82031	Nondisplaced intertrochanteric fracture of left femur, initial encounter for open fracture type IIIA, IIIB, or IIIC	Open fracture of intertrochanteric section of neck of femur
S7221XB	82032	Displaced subtrochanteric fracture of right femur, initial encounter for open fracture type I or II	Open fracture of subtrochanteric section of neck of femur
S7221XC	82032	Displaced subtrochanteric fracture of right femur, initial encounter for open fracture type IIIA, IIIB, or IIIC	Open fracture of subtrochanteric section of neck of femur
S7222XB	82032	Displaced subtrochanteric fracture of left femur, initial encounter for open fracture type I or II	Open fracture of subtrochanteric section of neck of femur
S7222XC	82032	Displaced subtrochanteric fracture of left femur, initial encounter for open fracture type IIIA, IIIB, or IIIC	Open fracture of subtrochanteric section of neck of femur
S7224XB	82032	Nondisplaced subtrochanteric fracture of right femur, initial encounter for open fracture type I or II	Open fracture of subtrochanteric section of neck of femur
S7224XC	82032	Nondisplaced subtrochanteric fracture of right femur, initial encounter for open fracture type IIIA, IIIB, or IIIC	Open fracture of subtrochanteric section of neck of femur
S7225XB	82032	Nondisplaced subtrochanteric fracture of left femur, initial encounter for open fracture type I or II	Open fracture of subtrochanteric section of neck of femur
S7225XC	82032	Nondisplaced subtrochanteric fracture of left femur, initial encounter for open fracture type IIIA, IIIB, or IIIC	Open fracture of subtrochanteric section of neck of femur
S72001A	8208	Fracture of unspecified part of neck of right femur, initial encounter for closed fracture	Closed fracture of unspecified part of neck of femur
S72002A	8208	Fracture of unspecified part of neck of left femur, initial encounter for closed fracture	Closed fracture of unspecified part of neck of femur
S72001B	8209	Fracture of unspecified part of neck of right femur, initial encounter for open fracture type I or II	Open fracture of unspecified part of neck of femur
S72001C	8209	Fracture of unspecified part of neck of right femur, initial encounter for open fracture type IIIA, IIIB, or IIIC	Open fracture of unspecified part of neck of femur
S72002B	8209	Fracture of unspecified part of neck of left femur, initial encounter for open fracture type I or II	Open fracture of unspecified part of neck of femur
S72002C	8209	Fracture of unspecified part of neck of left femur, initial encounter for open fracture type IIIA, IIIB, or IIIC	Open fracture of unspecified part of neck of femur
S728X1A	82100	Other fracture of right femur, initial encounter for closed fracture	Closed fracture of unspecified part of femur
S728X2A	82100	Other fracture of left femur, initial encounter for closed fracture	Closed fracture of unspecified part of femur
S728X9A	82100	Other fracture of unspecified femur, initial encounter for closed fracture	Closed fracture of unspecified part of femur
S7291XA	82100	Unspecified fracture of right femur, initial encounter for closed fracture	Closed fracture of unspecified part of femur
S7292XA	82100	Unspecified fracture of left femur, initial encounter for closed fracture	Closed fracture of unspecified part of femur
S72301A	82101	Unspecified fracture of shaft of right femur, initial encounter for closed fracture	Closed fracture of shaft of femur
S72302A	82101	Unspecified fracture of shaft of left femur, initial encounter for closed fracture	Closed fracture of shaft of femur
S72321A	82101	Displaced transverse fracture of shaft of right femur, initial encounter for closed fracture	Closed fracture of shaft of femur
S72322A	82101	Displaced transverse fracture of shaft of left femur, initial encounter for closed fracture	Closed fracture of shaft of femur
S72323A	82101	Displaced transverse fracture of shaft of unspecified femur, initial encounter for closed fracture	Closed fracture of shaft of femur
S72324A	82101	Nondisplaced transverse fracture of shaft of right femur, initial encounter for closed fracture	Closed fracture of shaft of femur
S72325A	82101	Nondisplaced transverse fracture of shaft of left femur, initial encounter for closed fracture	Closed fracture of shaft of femur
S72326A	82101	Nondisplaced transverse fracture of shaft of unspecified femur, initial encounter for closed fracture	Closed fracture of shaft of femur

Appendix A
Frailty markers

S72331A	82101	Displaced oblique fracture of shaft of right femur, initial encounter for closed fracture	Closed fracture of shaft of femur
S72332A	82101	Displaced oblique fracture of shaft of left femur, initial encounter for closed fracture	Closed fracture of shaft of femur
S72333A	82101	Displaced oblique fracture of shaft of unspecified femur, initial encounter for closed fracture	Closed fracture of shaft of femur
S72334A	82101	Nondisplaced oblique fracture of shaft of right femur, initial encounter for closed fracture	Closed fracture of shaft of femur
S72335A	82101	Nondisplaced oblique fracture of shaft of left femur, initial encounter for closed fracture	Closed fracture of shaft of femur
S72336A	82101	Nondisplaced oblique fracture of shaft of unspecified femur, initial encounter for closed fracture	Closed fracture of shaft of femur
S72341A	82101	Displaced spiral fracture of shaft of right femur, initial encounter for closed fracture	Closed fracture of shaft of femur
S72342A	82101	Displaced spiral fracture of shaft of left femur, initial encounter for closed fracture	Closed fracture of shaft of femur
S72343A	82101	Displaced spiral fracture of shaft of unspecified femur, initial encounter for closed fracture	Closed fracture of shaft of femur
S72344A	82101	Nondisplaced spiral fracture of shaft of right femur, initial encounter for closed fracture	Closed fracture of shaft of femur
S72345A	82101	Nondisplaced spiral fracture of shaft of left femur, initial encounter for closed fracture	Closed fracture of shaft of femur
S72346A	82101	Nondisplaced spiral fracture of shaft of unspecified femur, initial encounter for closed fracture	Closed fracture of shaft of femur
S72351A	82101	Displaced comminuted fracture of shaft of right femur, initial encounter for closed fracture	Closed fracture of shaft of femur
S72352A	82101	Displaced comminuted fracture of shaft of left femur, initial encounter for closed fracture	Closed fracture of shaft of femur
S72353A	82101	Displaced comminuted fracture of shaft of unspecified femur, initial encounter for closed fracture	Closed fracture of shaft of femur
S72354A	82101	Nondisplaced comminuted fracture of shaft of right femur, initial encounter for closed fracture	Closed fracture of shaft of femur
S72355A	82101	Nondisplaced comminuted fracture of shaft of left femur, initial encounter for closed fracture	Closed fracture of shaft of femur
S72356A	82101	Nondisplaced comminuted fracture of shaft of unspecified femur, initial encounter for closed fracture	Closed fracture of shaft of femur
S72361A	82101	Displaced segmental fracture of shaft of right femur, initial encounter for closed fracture	Closed fracture of shaft of femur
S72362A	82101	Displaced segmental fracture of shaft of left femur, initial encounter for closed fracture	Closed fracture of shaft of femur
S72363A	82101	Displaced segmental fracture of shaft of unspecified femur, initial encounter for closed fracture	Closed fracture of shaft of femur
S72364A	82101	Nondisplaced segmental fracture of shaft of right femur, initial encounter for closed fracture	Closed fracture of shaft of femur
S72365A	82101	Nondisplaced segmental fracture of shaft of left femur, initial encounter for closed fracture	Closed fracture of shaft of femur
S72366A	82101	Nondisplaced segmental fracture of shaft of unspecified femur, initial encounter for closed fracture	Closed fracture of shaft of femur
S72391A	82101	Other fracture of shaft of right femur, initial encounter for closed fracture	Closed fracture of shaft of femur
S72392A	82101	Other fracture of shaft of left femur, initial encounter for closed fracture	Closed fracture of shaft of femur
S72399A	82101	Other fracture of shaft of unspecified femur, initial encounter for closed fracture	Closed fracture of shaft of femur
S728X1B	82110	Other fracture of right femur, initial encounter for open fracture type I or II	Open fracture of unspecified part of femur
S728X1C	82110	Other fracture of right femur, initial encounter for open fracture type IIIA, IIIB, or IIIC	Open fracture of unspecified part of femur
S728X2B	82110	Other fracture of left femur, initial encounter for open fracture type I or II	Open fracture of unspecified part of femur
S728X2C	82110	Other fracture of left femur, initial encounter for open fracture type IIIA, IIIB, or IIIC	Open fracture of unspecified part of femur

Appendix A
Frailty markers

S72362B	82111	Displaced segmental fracture of shaft of left femur, initial encounter for open fracture type I or II	Open fracture of shaft of femur
S72362C	82111	Displaced segmental fracture of shaft of left femur, initial encounter for open fracture type IIIA, IIIB, or IIIC	Open fracture of shaft of femur
S72363B	82111	Displaced segmental fracture of shaft of unspecified femur, initial encounter for open fracture type I or II	Open fracture of shaft of femur
S72363C	82111	Displaced segmental fracture of shaft of unspecified femur, initial encounter for open fracture type IIIA, IIIB, or IIIC	Open fracture of shaft of femur
S72364B	82111	Nondisplaced segmental fracture of shaft of right femur, initial encounter for open fracture type I or II	Open fracture of shaft of femur
S72364C	82111	Nondisplaced segmental fracture of shaft of right femur, initial encounter for open fracture type IIIA, IIIB, or IIIC	Open fracture of shaft of femur
S72365B	82111	Nondisplaced segmental fracture of shaft of left femur, initial encounter for open fracture type I or II	Open fracture of shaft of femur
S72365C	82111	Nondisplaced segmental fracture of shaft of left femur, initial encounter for open fracture type IIIA, IIIB, or IIIC	Open fracture of shaft of femur
S72366B	82111	Nondisplaced segmental fracture of shaft of unspecified femur, initial encounter for open fracture type I or II	Open fracture of shaft of femur
S72366C	82111	Nondisplaced segmental fracture of shaft of unspecified femur, initial encounter for open fracture type IIIA, IIIB, or IIIC	Open fracture of shaft of femur
S72391B	82111	Other fracture of shaft of right femur, initial encounter for open fracture type I or II	Open fracture of shaft of femur
S72391C	82111	Other fracture of shaft of right femur, initial encounter for open fracture type IIIA, IIIB, or IIIC	Open fracture of shaft of femur
S72392B	82111	Other fracture of shaft of left femur, initial encounter for open fracture type I or II	Open fracture of shaft of femur
S72392C	82111	Other fracture of shaft of left femur, initial encounter for open fracture type IIIA, IIIB, or IIIC	Open fracture of shaft of femur
S72399B	82111	Other fracture of shaft of unspecified femur, initial encounter for open fracture type I or II	Open fracture of shaft of femur
S72399C	82111	Other fracture of shaft of unspecified femur, initial encounter for open fracture type IIIA, IIIB, or IIIC	Open fracture of shaft of femur
S72401A	82120	Unspecified fracture of lower end of right femur, initial encounter for closed fracture	Closed fracture of lower end of femur, unspecified part
S72402A	82120	Unspecified fracture of lower end of left femur, initial encounter for closed fracture	Closed fracture of lower end of femur, unspecified part
S72411A	82121	Displaced unspecified condyle fracture of lower end of right femur, initial encounter for closed fracture	Closed fracture of condyle, femoral
S72412A	82121	Displaced unspecified condyle fracture of lower end of left femur, initial encounter for closed fracture	Closed fracture of condyle, femoral
S72414A	82121	Nondisplaced unspecified condyle fracture of lower end of right femur, initial encounter for closed fracture	Closed fracture of condyle, femoral
S72415A	82121	Nondisplaced unspecified condyle fracture of lower end of left femur, initial encounter for closed fracture	Closed fracture of condyle, femoral
S72421A	82121	Displaced fracture of lateral condyle of right femur, initial encounter for closed fracture	Closed fracture of condyle, femoral
S72422A	82121	Displaced fracture of lateral condyle of left femur, initial encounter for closed fracture	Closed fracture of condyle, femoral
S72423A	82121	Displaced fracture of lateral condyle of unspecified femur, initial encounter for closed fracture	Closed fracture of condyle, femoral
S72424A	82121	Nondisplaced fracture of lateral condyle of right femur, initial encounter for closed fracture	Closed fracture of condyle, femoral
S72425A	82121	Nondisplaced fracture of lateral condyle of left femur, initial encounter for closed fracture	Closed fracture of condyle, femoral
S72426A	82121	Nondisplaced fracture of lateral condyle of unspecified femur, initial encounter for closed fracture	Closed fracture of condyle, femoral
S72431A	82121	Displaced fracture of medial condyle of right femur, initial encounter for closed fracture	Closed fracture of condyle, femoral
S72432A	82121	Displaced fracture of medial condyle of left femur, initial encounter for closed fracture	Closed fracture of condyle, femoral

Appendix A
Frailty markers

S72455A	82123	Nondisplaced supracondylar fracture without intracondylar extension of lower end of left femur, initial encounter for closed fracture	Closed supracondylar fracture of femur
S72461A	82123	Displaced supracondylar fracture with intracondylar extension of lower end of right femur, initial encounter for closed fracture	Closed supracondylar fracture of femur
S72462A	82123	Displaced supracondylar fracture with intracondylar extension of lower end of left femur, initial encounter for closed fracture	Closed supracondylar fracture of femur
S72463A	82123	Displaced supracondylar fracture with intracondylar extension of lower end of unspecified femur, initial encounter for closed fracture	Closed supracondylar fracture of femur
S72464A	82123	Nondisplaced supracondylar fracture with intracondylar extension of lower end of right femur, initial encounter for closed fracture	Closed supracondylar fracture of femur
S72465A	82123	Nondisplaced supracondylar fracture with intracondylar extension of lower end of left femur, initial encounter for closed fracture	Closed supracondylar fracture of femur
S72466A	82123	Nondisplaced supracondylar fracture with intracondylar extension of lower end of unspecified femur, initial encounter for closed fracture	Closed supracondylar fracture of femur
S72471A	82129	Torus fracture of lower end of right femur, initial encounter for closed fracture	Other closed fracture of lower end of femur
S72472A	82129	Torus fracture of lower end of left femur, initial encounter for closed fracture	Other closed fracture of lower end of femur
S72479A	82129	Torus fracture of lower end of unspecified femur, initial encounter for closed fracture	Other closed fracture of lower end of femur
S72491A	82129	Other fracture of lower end of right femur, initial encounter for closed fracture	Other closed fracture of lower end of femur
S72492A	82129	Other fracture of lower end of left femur, initial encounter for closed fracture	Other closed fracture of lower end of femur
S72401B	82130	Unspecified fracture of lower end of right femur, initial encounter for open fracture type I or II	Open fracture of lower end of femur, unspecified part
S72401C	82130	Unspecified fracture of lower end of right femur, initial encounter for open fracture type IIIA, IIIB, or IIIC	Open fracture of lower end of femur, unspecified part
S72402B	82130	Unspecified fracture of lower end of left femur, initial encounter for open fracture type I or II	Open fracture of lower end of femur, unspecified part
S72402C	82130	Unspecified fracture of lower end of left femur, initial encounter for open fracture type IIIA, IIIB, or IIIC	Open fracture of lower end of femur, unspecified part
S72411B	82131	Displaced unspecified condyle fracture of lower end of right femur, initial encounter for open fracture type I or II	Open fracture of condyle, femoral
S72411C	82131	Displaced unspecified condyle fracture of lower end of right femur, initial encounter for open fracture type IIIA, IIIB, or IIIC	Open fracture of condyle, femoral
S72412B	82131	Displaced unspecified condyle fracture of lower end of left femur, initial encounter for open fracture type I or II	Open fracture of condyle, femoral
S72412C	82131	Displaced unspecified condyle fracture of lower end of left femur, initial encounter for open fracture type IIIA, IIIB, or IIIC	Open fracture of condyle, femoral
S72414B	82131	Nondisplaced unspecified condyle fracture of lower end of right femur, initial encounter for open fracture type I or II	Open fracture of condyle, femoral
S72414C	82131	Nondisplaced unspecified condyle fracture of lower end of right femur, initial encounter for open fracture type IIIA, IIIB, or IIIC	Open fracture of condyle, femoral
S72415B	82131	Nondisplaced unspecified condyle fracture of lower end of left femur, initial encounter for open fracture type I or II	Open fracture of condyle, femoral
S72415C	82131	Nondisplaced unspecified condyle fracture of lower end of left femur, initial encounter for open fracture type IIIA, IIIB, or IIIC	Open fracture of condyle, femoral
S72421B	82131	Displaced fracture of lateral condyle of right femur, initial encounter for open fracture type I or II	Open fracture of condyle, femoral

Appendix A
Frailty markers

S72421C	82131	Displaced fracture of lateral condyle of right femur, initial encounter for open fracture type IIIA, IIIB, or IIIC	Open fracture of condyle, femoral
S72422B	82131	Displaced fracture of lateral condyle of left femur, initial encounter for open fracture type I or II	Open fracture of condyle, femoral
S72422C	82131	Displaced fracture of lateral condyle of left femur, initial encounter for open fracture type IIIA, IIIB, or IIIC	Open fracture of condyle, femoral
S72423B	82131	Displaced fracture of lateral condyle of unspecified femur, initial encounter for open fracture type I or II	Open fracture of condyle, femoral
S72423C	82131	Displaced fracture of lateral condyle of unspecified femur, initial encounter for open fracture type IIIA, IIIB, or IIIC	Open fracture of condyle, femoral
S72424B	82131	Nondisplaced fracture of lateral condyle of right femur, initial encounter for open fracture type I or II	Open fracture of condyle, femoral
S72424C	82131	Nondisplaced fracture of lateral condyle of right femur, initial encounter for open fracture type IIIA, IIIB, or IIIC	Open fracture of condyle, femoral
S72425B	82131	Nondisplaced fracture of lateral condyle of left femur, initial encounter for open fracture type I or II	Open fracture of condyle, femoral
S72425C	82131	Nondisplaced fracture of lateral condyle of left femur, initial encounter for open fracture type IIIA, IIIB, or IIIC	Open fracture of condyle, femoral
S72426B	82131	Nondisplaced fracture of lateral condyle of unspecified femur, initial encounter for open fracture type I or II	Open fracture of condyle, femoral
S72426C	82131	Nondisplaced fracture of lateral condyle of unspecified femur, initial encounter for open fracture type IIIA, IIIB, or IIIC	Open fracture of condyle, femoral
S72431B	82131	Displaced fracture of medial condyle of right femur, initial encounter for open fracture type I or II	Open fracture of condyle, femoral
S72431C	82131	Displaced fracture of medial condyle of right femur, initial encounter for open fracture type IIIA, IIIB, or IIIC	Open fracture of condyle, femoral
S72432B	82131	Displaced fracture of medial condyle of left femur, initial encounter for open fracture type I or II	Open fracture of condyle, femoral
S72432C	82131	Displaced fracture of medial condyle of left femur, initial encounter for open fracture type IIIA, IIIB, or IIIC	Open fracture of condyle, femoral
S72433B	82131	Displaced fracture of medial condyle of unspecified femur, initial encounter for open fracture type I or II	Open fracture of condyle, femoral
S72433C	82131	Displaced fracture of medial condyle of unspecified femur, initial encounter for open fracture type IIIA, IIIB, or IIIC	Open fracture of condyle, femoral
S72434B	82131	Nondisplaced fracture of medial condyle of right femur, initial encounter for open fracture type I or II	Open fracture of condyle, femoral
S72434C	82131	Nondisplaced fracture of medial condyle of right femur, initial encounter for open fracture type IIIA, IIIB, or IIIC	Open fracture of condyle, femoral
S72435B	82131	Nondisplaced fracture of medial condyle of left femur, initial encounter for open fracture type I or II	Open fracture of condyle, femoral
S72435C	82131	Nondisplaced fracture of medial condyle of left femur, initial encounter for open fracture type IIIA, IIIB, or IIIC	Open fracture of condyle, femoral
S72436B	82131	Nondisplaced fracture of medial condyle of unspecified femur, initial encounter for open fracture type I or II	Open fracture of condyle, femoral
S72436C	82131	Nondisplaced fracture of medial condyle of unspecified femur, initial encounter for open fracture type IIIA, IIIB, or IIIC	Open fracture of condyle, femoral
S72441B	82132	Displaced fracture of lower epiphysis (separation) of right femur, initial encounter for open fracture type I or II	Open fracture of epiphysis. Lower (separation) of femur
S72441C	82132	Displaced fracture of lower epiphysis (separation) of right femur, initial encounter for open fracture type IIIA, IIIB, or IIIC	Open fracture of epiphysis. Lower (separation) of femur
S72442B	82132	Displaced fracture of lower epiphysis (separation) of left femur, initial encounter for open fracture type I or II	Open fracture of epiphysis. Lower (separation) of femur
S72442C	82132	Displaced fracture of lower epiphysis (separation) of left femur, initial encounter for open fracture type IIIA, IIIB, or IIIC	Open fracture of epiphysis. Lower (separation) of femur
S72444B	82132	Nondisplaced fracture of lower epiphysis (separation) of right femur, initial encounter for open fracture type I or II	Open fracture of epiphysis. Lower (separation) of femur

Appendix A
Frailty markers

S72444C	82132	Nondisplaced fracture of lower epiphysis (separation) of right femur, initial encounter for open fracture type IIIA, IIIB, or IIIC	Open fracture of epiphysis. Lower (separation) of femur
S72445B	82132	Nondisplaced fracture of lower epiphysis (separation) of left femur, initial encounter for open fracture type I or II	Open fracture of epiphysis. Lower (separation) of femur
S72445C	82132	Nondisplaced fracture of lower epiphysis (separation) of left femur, initial encounter for open fracture type IIIA, IIIB, or IIIC	Open fracture of epiphysis. Lower (separation) of femur
S72451B	82133	Displaced supracondylar fracture without intracondylar extension of lower end of right femur, initial encounter for open fracture type I or II	Open supracondylar fracture of femur
S72451C	82133	Displaced supracondylar fracture without intracondylar extension of lower end of right femur, initial encounter for open fracture type IIIA, IIIB, or IIIC	Open supracondylar fracture of femur
S72452B	82133	Displaced supracondylar fracture without intracondylar extension of lower end of left femur, initial encounter for open fracture type I or II	Open supracondylar fracture of femur
S72452C	82133	Displaced supracondylar fracture without intracondylar extension of lower end of left femur, initial encounter for open fracture type IIIA, IIIB, or IIIC	Open supracondylar fracture of femur
S72454B	82133	Nondisplaced supracondylar fracture without intracondylar extension of lower end of right femur, initial encounter for open fracture type I or II	Open supracondylar fracture of femur
S72454C	82133	Nondisplaced supracondylar fracture without intracondylar extension of lower end of right femur, initial encounter for open fracture type IIIA, IIIB, or IIIC	Open supracondylar fracture of femur
S72455B	82133	Nondisplaced supracondylar fracture without intracondylar extension of lower end of left femur, initial encounter for open fracture type I or II	Open supracondylar fracture of femur
S72455C	82133	Nondisplaced supracondylar fracture without intracondylar extension of lower end of left femur, initial encounter for open fracture type IIIA, IIIB, or IIIC	Open supracondylar fracture of femur
S72461B	82133	Displaced supracondylar fracture with intracondylar extension of lower end of right femur, initial encounter for open fracture type I or II	Open supracondylar fracture of femur
S72461C	82133	Displaced supracondylar fracture with intracondylar extension of lower end of right femur, initial encounter for open fracture type IIIA, IIIB, or IIIC	Open supracondylar fracture of femur
S72462B	82133	Displaced supracondylar fracture with intracondylar extension of lower end of left femur, initial encounter for open fracture type I or II	Open supracondylar fracture of femur
S72462C	82133	Displaced supracondylar fracture with intracondylar extension of lower end of left femur, initial encounter for open fracture type IIIA, IIIB, or IIIC	Open supracondylar fracture of femur
S72463B	82133	Displaced supracondylar fracture with intracondylar extension of lower end of unspecified femur, initial encounter for open fracture type I or II	Open supracondylar fracture of femur
S72463C	82133	Displaced supracondylar fracture with intracondylar extension of lower end of unspecified femur, initial encounter for open fracture type IIIA, IIIB, or IIIC	Open supracondylar fracture of femur
S72464B	82133	Nondisplaced supracondylar fracture with intracondylar extension of lower end of right femur, initial encounter for open fracture type I or II	Open supracondylar fracture of femur
S72464C	82133	Nondisplaced supracondylar fracture with intracondylar extension of lower end of right femur, initial encounter for open fracture type IIIA, IIIB, or IIIC	Open supracondylar fracture of femur
S72465B	82133	Nondisplaced supracondylar fracture with intracondylar extension of lower end of left femur, initial encounter for open fracture type I or II	Open supracondylar fracture of femur
S72465C	82133	Nondisplaced supracondylar fracture with intracondylar extension of lower end of left femur, initial encounter for open fracture type IIIA, IIIB, or IIIC	Open supracondylar fracture of femur

Appendix A
Frailty markers

S72466B	82133	Nondisplaced supracondylar fracture with intracondylar extension of lower end of unspecified femur, initial encounter for open fracture type I or II	Open supracondylar fracture of femur
S72466C	82133	Nondisplaced supracondylar fracture with intracondylar extension of lower end of unspecified femur, initial encounter for open fracture type IIIA, IIIB, or IIIC	Open supracondylar fracture of femur
S72491B	82139	Other fracture of lower end of right femur, initial encounter for open fracture type I or II	Other open fracture of lower end of femur
S72491C	82139	Other fracture of lower end of right femur, initial encounter for open fracture type IIIA, IIIB, or IIIC	Other open fracture of lower end of femur
S72492B	82139	Other fracture of lower end of left femur, initial encounter for open fracture type I or II	Other open fracture of lower end of femur
S72492C	82139	Other fracture of lower end of left femur, initial encounter for open fracture type IIIA, IIIB, or IIIC	Other open fracture of lower end of femur
S82001A	8220	Unspecified fracture of right patella, initial encounter for closed fracture	Closed fracture of patella
S82002A	8220	Unspecified fracture of left patella, initial encounter for closed fracture	Closed fracture of patella
S82011A	8220	Displaced osteochondral fracture of right patella, initial encounter for closed fracture	Closed fracture of patella
S82012A	8220	Displaced osteochondral fracture of left patella, initial encounter for closed fracture	Closed fracture of patella
S82013A	8220	Displaced osteochondral fracture of unspecified patella, initial encounter for closed fracture	Closed fracture of patella
S82014A	8220	Nondisplaced osteochondral fracture of right patella, initial encounter for closed fracture	Closed fracture of patella
S82015A	8220	Nondisplaced osteochondral fracture of left patella, initial encounter for closed fracture	Closed fracture of patella
S82016A	8220	Nondisplaced osteochondral fracture of unspecified patella, initial encounter for closed fracture	Closed fracture of patella
S82021A	8220	Displaced longitudinal fracture of right patella, initial encounter for closed fracture	Closed fracture of patella
S82022A	8220	Displaced longitudinal fracture of left patella, initial encounter for closed fracture	Closed fracture of patella
S82023A	8220	Displaced longitudinal fracture of unspecified patella, initial encounter for closed fracture	Closed fracture of patella
S82024A	8220	Nondisplaced longitudinal fracture of right patella, initial encounter for closed fracture	Closed fracture of patella
S82025A	8220	Nondisplaced longitudinal fracture of left patella, initial encounter for closed fracture	Closed fracture of patella
S82026A	8220	Nondisplaced longitudinal fracture of unspecified patella, initial encounter for closed fracture	Closed fracture of patella
S82031A	8220	Displaced transverse fracture of right patella, initial encounter for closed fracture	Closed fracture of patella
S82032A	8220	Displaced transverse fracture of left patella, initial encounter for closed fracture	Closed fracture of patella
S82033A	8220	Displaced transverse fracture of unspecified patella, initial encounter for closed fracture	Closed fracture of patella
S82034A	8220	Nondisplaced transverse fracture of right patella, initial encounter for closed fracture	Closed fracture of patella
S82035A	8220	Nondisplaced transverse fracture of left patella, initial encounter for closed fracture	Closed fracture of patella
S82036A	8220	Nondisplaced transverse fracture of unspecified patella, initial encounter for closed fracture	Closed fracture of patella
S82041A	8220	Displaced comminuted fracture of right patella, initial encounter for closed fracture	Closed fracture of patella
S82042A	8220	Displaced comminuted fracture of left patella, initial encounter for closed fracture	Closed fracture of patella
S82043A	8220	Displaced comminuted fracture of unspecified patella, initial encounter for closed fracture	Closed fracture of patella
S82044A	8220	Nondisplaced comminuted fracture of right patella, initial encounter for closed fracture	Closed fracture of patella

Appendix A
Frailty markers

S82045A	8220	Nondisplaced comminuted fracture of left patella, initial encounter for closed fracture	Closed fracture of patella
S82046A	8220	Nondisplaced comminuted fracture of unspecified patella, initial encounter for closed fracture	Closed fracture of patella
S82091A	8220	Other fracture of right patella, initial encounter for closed fracture	Closed fracture of patella
S82092A	8220	Other fracture of left patella, initial encounter for closed fracture	Closed fracture of patella
S82099A	8220	Other fracture of unspecified patella, initial encounter for closed fracture	Closed fracture of patella
S82001B	8221	Unspecified fracture of right patella, initial encounter for open fracture type I or II	Open fracture of patella
S82001C	8221	Unspecified fracture of right patella, initial encounter for open fracture type IIIA, IIIB, or IIIC	Open fracture of patella
S82002B	8221	Unspecified fracture of left patella, initial encounter for open fracture type I or II	Open fracture of patella
S82002C	8221	Unspecified fracture of left patella, initial encounter for open fracture type IIIA, IIIB, or IIIC	Open fracture of patella
S82011B	8221	Displaced osteochondral fracture of right patella, initial encounter for open fracture type I or II	Open fracture of patella
S82011C	8221	Displaced osteochondral fracture of right patella, initial encounter for open fracture type IIIA, IIIB, or IIIC	Open fracture of patella
S82012B	8221	Displaced osteochondral fracture of left patella, initial encounter for open fracture type I or II	Open fracture of patella
S82012C	8221	Displaced osteochondral fracture of left patella, initial encounter for open fracture type IIIA, IIIB, or IIIC	Open fracture of patella
S82013B	8221	Displaced osteochondral fracture of unspecified patella, initial encounter for open fracture type I or II	Open fracture of patella
S82013C	8221	Displaced osteochondral fracture of unspecified patella, initial encounter for open fracture type IIIA, IIIB, or IIIC	Open fracture of patella
S82014B	8221	Nondisplaced osteochondral fracture of right patella, initial encounter for open fracture type I or II	Open fracture of patella
S82014C	8221	Nondisplaced osteochondral fracture of right patella, initial encounter for open fracture type IIIA, IIIB, or IIIC	Open fracture of patella
S82015B	8221	Nondisplaced osteochondral fracture of left patella, initial encounter for open fracture type I or II	Open fracture of patella
S82015C	8221	Nondisplaced osteochondral fracture of left patella, initial encounter for open fracture type IIIA, IIIB, or IIIC	Open fracture of patella
S82016B	8221	Nondisplaced osteochondral fracture of unspecified patella, initial encounter for open fracture type I or II	Open fracture of patella
S82016C	8221	Nondisplaced osteochondral fracture of unspecified patella, initial encounter for open fracture type IIIA, IIIB, or IIIC	Open fracture of patella
S82021B	8221	Displaced longitudinal fracture of right patella, initial encounter for open fracture type I or II	Open fracture of patella
S82021C	8221	Displaced longitudinal fracture of right patella, initial encounter for open fracture type IIIA, IIIB, or IIIC	Open fracture of patella
S82022B	8221	Displaced longitudinal fracture of left patella, initial encounter for open fracture type I or II	Open fracture of patella
S82022C	8221	Displaced longitudinal fracture of left patella, initial encounter for open fracture type IIIA, IIIB, or IIIC	Open fracture of patella
S82023B	8221	Displaced longitudinal fracture of unspecified patella, initial encounter for open fracture type I or II	Open fracture of patella
S82023C	8221	Displaced longitudinal fracture of unspecified patella, initial encounter for open fracture type IIIA, IIIB, or IIIC	Open fracture of patella
S82024B	8221	Nondisplaced longitudinal fracture of right patella, initial encounter for open fracture type I or II	Open fracture of patella
S82024C	8221	Nondisplaced longitudinal fracture of right patella, initial encounter for open fracture type IIIA, IIIB, or IIIC	Open fracture of patella
S82025B	8221	Nondisplaced longitudinal fracture of left patella, initial encounter for open fracture type I or II	Open fracture of patella
S82025C	8221	Nondisplaced longitudinal fracture of left patella, initial encounter for open fracture type IIIA, IIIB, or IIIC	Open fracture of patella

Appendix A
Frailty markers

S82026B	8221	Nondisplaced longitudinal fracture of unspecified patella, initial encounter for open fracture type I or II	Open fracture of patella
S82026C	8221	Nondisplaced longitudinal fracture of unspecified patella, initial encounter for open fracture type IIIA, IIIB, or IIIC	Open fracture of patella
S82031B	8221	Displaced transverse fracture of right patella, initial encounter for open fracture type I or II	Open fracture of patella
S82031C	8221	Displaced transverse fracture of right patella, initial encounter for open fracture type IIIA, IIIB, or IIIC	Open fracture of patella
S82032B	8221	Displaced transverse fracture of left patella, initial encounter for open fracture type I or II	Open fracture of patella
S82032C	8221	Displaced transverse fracture of left patella, initial encounter for open fracture type IIIA, IIIB, or IIIC	Open fracture of patella
S82033B	8221	Displaced transverse fracture of unspecified patella, initial encounter for open fracture type I or II	Open fracture of patella
S82033C	8221	Displaced transverse fracture of unspecified patella, initial encounter for open fracture type IIIA, IIIB, or IIIC	Open fracture of patella
S82034B	8221	Nondisplaced transverse fracture of right patella, initial encounter for open fracture type I or II	Open fracture of patella
S82034C	8221	Nondisplaced transverse fracture of right patella, initial encounter for open fracture type IIIA, IIIB, or IIIC	Open fracture of patella
S82035B	8221	Nondisplaced transverse fracture of left patella, initial encounter for open fracture type I or II	Open fracture of patella
S82035C	8221	Nondisplaced transverse fracture of left patella, initial encounter for open fracture type IIIA, IIIB, or IIIC	Open fracture of patella
S82036B	8221	Nondisplaced transverse fracture of unspecified patella, initial encounter for open fracture type I or II	Open fracture of patella
S82036C	8221	Nondisplaced transverse fracture of unspecified patella, initial encounter for open fracture type IIIA, IIIB, or IIIC	Open fracture of patella
S82041B	8221	Displaced comminuted fracture of right patella, initial encounter for open fracture type I or II	Open fracture of patella
S82041C	8221	Displaced comminuted fracture of right patella, initial encounter for open fracture type IIIA, IIIB, or IIIC	Open fracture of patella
S82042B	8221	Displaced comminuted fracture of left patella, initial encounter for open fracture type I or II	Open fracture of patella
S82042C	8221	Displaced comminuted fracture of left patella, initial encounter for open fracture type IIIA, IIIB, or IIIC	Open fracture of patella
S82043B	8221	Displaced comminuted fracture of unspecified patella, initial encounter for open fracture type I or II	Open fracture of patella
S82043C	8221	Displaced comminuted fracture of unspecified patella, initial encounter for open fracture type IIIA, IIIB, or IIIC	Open fracture of patella
S82044B	8221	Nondisplaced comminuted fracture of right patella, initial encounter for open fracture type I or II	Open fracture of patella
S82044C	8221	Nondisplaced comminuted fracture of right patella, initial encounter for open fracture type IIIA, IIIB, or IIIC	Open fracture of patella
S82045B	8221	Nondisplaced comminuted fracture of left patella, initial encounter for open fracture type I or II	Open fracture of patella
S82045C	8221	Nondisplaced comminuted fracture of left patella, initial encounter for open fracture type IIIA, IIIB, or IIIC	Open fracture of patella
S82046B	8221	Nondisplaced comminuted fracture of unspecified patella, initial encounter for open fracture type I or II	Open fracture of patella
S82046C	8221	Nondisplaced comminuted fracture of unspecified patella, initial encounter for open fracture type IIIA, IIIB, or IIIC	Open fracture of patella
S82091B	8221	Other fracture of right patella, initial encounter for open fracture type I or II	Open fracture of patella
S82091C	8221	Other fracture of right patella, initial encounter for open fracture type IIIA, IIIB, or IIIC	Open fracture of patella
S82092B	8221	Other fracture of left patella, initial encounter for open fracture type I or II	Open fracture of patella
S82092C	8221	Other fracture of left patella, initial encounter for open fracture type IIIA, IIIB, or IIIC	Open fracture of patella
S82099B	8221	Other fracture of unspecified patella, initial encounter for open fracture type I or II	Open fracture of patella

Appendix A
Frailty markers

S82099C	8221	Other fracture of unspecified patella, initial encounter for open fracture type IIIA, IIIB, or IIIC	Open fracture of patella
S82101A	82300	Unspecified fracture of upper end of right tibia, initial encounter for closed fracture	Closed fracture of upper end of tibia alone
S82102A	82300	Unspecified fracture of upper end of left tibia, initial encounter for closed fracture	Closed fracture of upper end of tibia alone
S82111A	82300	Displaced fracture of right tibial spine, initial encounter for closed fracture	Closed fracture of upper end of tibia alone
S82112A	82300	Displaced fracture of left tibial spine, initial encounter for closed fracture	Closed fracture of upper end of tibia alone
S82113A	82300	Displaced fracture of unspecified tibial spine, initial encounter for closed fracture	Closed fracture of upper end of tibia alone
S82114A	82300	Nondisplaced fracture of right tibial spine, initial encounter for closed fracture	Closed fracture of upper end of tibia alone
S82115A	82300	Nondisplaced fracture of left tibial spine, initial encounter for closed fracture	Closed fracture of upper end of tibia alone
S82116A	82300	Nondisplaced fracture of unspecified tibial spine, initial encounter for closed fracture	Closed fracture of upper end of tibia alone
S82121A	82300	Displaced fracture of lateral condyle of right tibia, initial encounter for closed fracture	Closed fracture of upper end of tibia alone
S82122A	82300	Displaced fracture of lateral condyle of left tibia, initial encounter for closed fracture	Closed fracture of upper end of tibia alone
S82123A	82300	Displaced fracture of lateral condyle of unspecified tibia, initial encounter for closed fracture	Closed fracture of upper end of tibia alone
S82124A	82300	Nondisplaced fracture of lateral condyle of right tibia, initial encounter for closed fracture	Closed fracture of upper end of tibia alone
S82125A	82300	Nondisplaced fracture of lateral condyle of left tibia, initial encounter for closed fracture	Closed fracture of upper end of tibia alone
S82126A	82300	Nondisplaced fracture of lateral condyle of unspecified tibia, initial encounter for closed fracture	Closed fracture of upper end of tibia alone
S82131A	82300	Displaced fracture of medial condyle of right tibia, initial encounter for closed fracture	Closed fracture of upper end of tibia alone
S82132A	82300	Displaced fracture of medial condyle of left tibia, initial encounter for closed fracture	Closed fracture of upper end of tibia alone
S82133A	82300	Displaced fracture of medial condyle of unspecified tibia, initial encounter for closed fracture	Closed fracture of upper end of tibia alone
S82134A	82300	Nondisplaced fracture of medial condyle of right tibia, initial encounter for closed fracture	Closed fracture of upper end of tibia alone
S82135A	82300	Nondisplaced fracture of medial condyle of left tibia, initial encounter for closed fracture	Closed fracture of upper end of tibia alone
S82136A	82300	Nondisplaced fracture of medial condyle of unspecified tibia, initial encounter for closed fracture	Closed fracture of upper end of tibia alone
S82141A	82300	Displaced bicondylar fracture of right tibia, initial encounter for closed fracture	Closed fracture of upper end of tibia alone
S82142A	82300	Displaced bicondylar fracture of left tibia, initial encounter for closed fracture	Closed fracture of upper end of tibia alone
S82143A	82300	Displaced bicondylar fracture of unspecified tibia, initial encounter for closed fracture	Closed fracture of upper end of tibia alone
S82144A	82300	Nondisplaced bicondylar fracture of right tibia, initial encounter for closed fracture	Closed fracture of upper end of tibia alone
S82145A	82300	Nondisplaced bicondylar fracture of left tibia, initial encounter for closed fracture	Closed fracture of upper end of tibia alone
S82146A	82300	Nondisplaced bicondylar fracture of unspecified tibia, initial encounter for closed fracture	Closed fracture of upper end of tibia alone
S82151A	82300	Displaced fracture of right tibial tuberosity, initial encounter for closed fracture	Closed fracture of upper end of tibia alone
S82152A	82300	Displaced fracture of left tibial tuberosity, initial encounter for closed fracture	Closed fracture of upper end of tibia alone
S82153A	82300	Displaced fracture of unspecified tibial tuberosity, initial encounter for closed fracture	Closed fracture of upper end of tibia alone
S82154A	82300	Nondisplaced fracture of right tibial tuberosity, initial encounter for closed fracture	Closed fracture of upper end of tibia alone

Appendix A
Frailty markers

S89221A	82301	Salter-Harris Type II physeal fracture of upper end of right fibula, initial encounter for closed fracture	Closed fracture of upper end of fibula alone
S89222A	82301	Salter-Harris Type II physeal fracture of upper end of left fibula, initial encounter for closed fracture	Closed fracture of upper end of fibula alone
S89229A	82301	Salter-Harris Type II physeal fracture of upper end of unspecified fibula, initial encounter for closed fracture	Closed fracture of upper end of fibula alone
S89291A	82301	Other physeal fracture of upper end of right fibula, initial encounter for closed fracture	Closed fracture of upper end of fibula alone
S89292A	82301	Other physeal fracture of upper end of left fibula, initial encounter for closed fracture	Closed fracture of upper end of fibula alone
S89299A	82301	Other physeal fracture of upper end of unspecified fibula, initial encounter for closed fracture	Closed fracture of upper end of fibula alone
S82101A	82302	Unspecified fracture of upper end of right tibia, initial encounter for closed fracture	Closed fracture of upper end of fibula with tibia
S82102A	82302	Unspecified fracture of upper end of left tibia, initial encounter for closed fracture	Closed fracture of upper end of fibula with tibia
S82831A	82302	Other fracture of upper and lower end of right fibula, initial encounter for closed fracture	Closed fracture of upper end of fibula with tibia
S82832A	82302	Other fracture of upper and lower end of left fibula, initial encounter for closed fracture	Closed fracture of upper end of fibula with tibia
S82101B	82310	Unspecified fracture of upper end of right tibia, initial encounter for open fracture type I or II	Open fracture of upper end of tibia alone
S82101C	82310	Unspecified fracture of upper end of right tibia, initial encounter for open fracture type IIIA, IIIB, or IIIC	Open fracture of upper end of tibia alone
S82102B	82310	Unspecified fracture of upper end of left tibia, initial encounter for open fracture type I or II	Open fracture of upper end of tibia alone
S82102C	82310	Unspecified fracture of upper end of left tibia, initial encounter for open fracture type IIIA, IIIB, or IIIC	Open fracture of upper end of tibia alone
S82111B	82310	Displaced fracture of right tibial spine, initial encounter for open fracture type I or II	Open fracture of upper end of tibia alone
S82111C	82310	Displaced fracture of right tibial spine, initial encounter for open fracture type IIIA, IIIB, or IIIC	Open fracture of upper end of tibia alone
S82112B	82310	Displaced fracture of left tibial spine, initial encounter for open fracture type I or II	Open fracture of upper end of tibia alone
S82112C	82310	Displaced fracture of left tibial spine, initial encounter for open fracture type IIIA, IIIB, or IIIC	Open fracture of upper end of tibia alone
S82113B	82310	Displaced fracture of unspecified tibial spine, initial encounter for open fracture type I or II	Open fracture of upper end of tibia alone
S82113C	82310	Displaced fracture of unspecified tibial spine, initial encounter for open fracture type IIIA, IIIB, or IIIC	Open fracture of upper end of tibia alone
S82114B	82310	Nondisplaced fracture of right tibial spine, initial encounter for open fracture type I or II	Open fracture of upper end of tibia alone
S82114C	82310	Nondisplaced fracture of right tibial spine, initial encounter for open fracture type IIIA, IIIB, or IIIC	Open fracture of upper end of tibia alone
S82115B	82310	Nondisplaced fracture of left tibial spine, initial encounter for open fracture type I or II	Open fracture of upper end of tibia alone
S82115C	82310	Nondisplaced fracture of left tibial spine, initial encounter for open fracture type IIIA, IIIB, or IIIC	Open fracture of upper end of tibia alone
S82116B	82310	Nondisplaced fracture of unspecified tibial spine, initial encounter for open fracture type I or II	Open fracture of upper end of tibia alone
S82116C	82310	Nondisplaced fracture of unspecified tibial spine, initial encounter for open fracture type IIIA, IIIB, or IIIC	Open fracture of upper end of tibia alone
S82121B	82310	Displaced fracture of lateral condyle of right tibia, initial encounter for open fracture type I or II	Open fracture of upper end of tibia alone
S82121C	82310	Displaced fracture of lateral condyle of right tibia, initial encounter for open fracture type IIIA, IIIB, or IIIC	Open fracture of upper end of tibia alone
S82122B	82310	Displaced fracture of lateral condyle of left tibia, initial encounter for open fracture type I or II	Open fracture of upper end of tibia alone
S82122C	82310	Displaced fracture of lateral condyle of left tibia, initial encounter for open fracture type IIIA, IIIB, or IIIC	Open fracture of upper end of tibia alone
S82123B	82310	Displaced fracture of lateral condyle of unspecified tibia, initial encounter for open fracture type I or II	Open fracture of upper end of tibia alone

Appendix A
Frailty markers

S82146C	82310	Nondisplaced bicondylar fracture of unspecified tibia, initial encounter for open fracture type IIIA, IIIB, or IIIC	Open fracture of upper end of tibia alone
S82151B	82310	Displaced fracture of right tibial tuberosity, initial encounter for open fracture type I or II	Open fracture of upper end of tibia alone
S82151C	82310	Displaced fracture of right tibial tuberosity, initial encounter for open fracture type IIIA, IIIB, or IIIC	Open fracture of upper end of tibia alone
S82152B	82310	Displaced fracture of left tibial tuberosity, initial encounter for open fracture type I or II	Open fracture of upper end of tibia alone
S82152C	82310	Displaced fracture of left tibial tuberosity, initial encounter for open fracture type IIIA, IIIB, or IIIC	Open fracture of upper end of tibia alone
S82153B	82310	Displaced fracture of unspecified tibial tuberosity, initial encounter for open fracture type I or II	Open fracture of upper end of tibia alone
S82153C	82310	Displaced fracture of unspecified tibial tuberosity, initial encounter for open fracture type IIIA, IIIB, or IIIC	Open fracture of upper end of tibia alone
S82154B	82310	Nondisplaced fracture of right tibial tuberosity, initial encounter for open fracture type I or II	Open fracture of upper end of tibia alone
S82154C	82310	Nondisplaced fracture of right tibial tuberosity, initial encounter for open fracture type IIIA, IIIB, or IIIC	Open fracture of upper end of tibia alone
S82155B	82310	Nondisplaced fracture of left tibial tuberosity, initial encounter for open fracture type I or II	Open fracture of upper end of tibia alone
S82155C	82310	Nondisplaced fracture of left tibial tuberosity, initial encounter for open fracture type IIIA, IIIB, or IIIC	Open fracture of upper end of tibia alone
S82156B	82310	Nondisplaced fracture of unspecified tibial tuberosity, initial encounter for open fracture type I or II	Open fracture of upper end of tibia alone
S82156C	82310	Nondisplaced fracture of unspecified tibial tuberosity, initial encounter for open fracture type IIIA, IIIB, or IIIC	Open fracture of upper end of tibia alone
S82191B	82310	Other fracture of upper end of right tibia, initial encounter for open fracture type I or II	Open fracture of upper end of tibia alone
S82191C	82310	Other fracture of upper end of right tibia, initial encounter for open fracture type IIIA, IIIB, or IIIC	Open fracture of upper end of tibia alone
S82192B	82310	Other fracture of upper end of left tibia, initial encounter for open fracture type I or II	Open fracture of upper end of tibia alone
S82192C	82310	Other fracture of upper end of left tibia, initial encounter for open fracture type IIIA, IIIB, or IIIC	Open fracture of upper end of tibia alone
S82199B	82310	Other fracture of upper end of unspecified tibia, initial encounter for open fracture type I or II	Open fracture of upper end of tibia alone
S82199C	82310	Other fracture of upper end of unspecified tibia, initial encounter for open fracture type IIIA, IIIB, or IIIC	Open fracture of upper end of tibia alone
S82831B	82311	Other fracture of upper and lower end of right fibula, initial encounter for open fracture type I or II	Open fracture of upper end of fibula alone
S82831C	82311	Other fracture of upper and lower end of right fibula, initial encounter for open fracture type IIIA, IIIB, or IIIC	Open fracture of upper end of fibula alone
S82832B	82311	Other fracture of upper and lower end of left fibula, initial encounter for open fracture type I or II	Open fracture of upper end of fibula alone
S82832C	82311	Other fracture of upper and lower end of left fibula, initial encounter for open fracture type IIIA, IIIB, or IIIC	Open fracture of upper end of fibula alone
S82101B	82312	Unspecified fracture of upper end of right tibia, initial encounter for open fracture type I or II	Open fracture of upper end of fibula with tibia
S82102B	82312	Unspecified fracture of upper end of left tibia, initial encounter for open fracture type I or II	Open fracture of upper end of fibula with tibia
S82831B	82312	Other fracture of upper and lower end of right fibula, initial encounter for open fracture type I or II	Open fracture of upper end of fibula with tibia
S82832B	82312	Other fracture of upper and lower end of left fibula, initial encounter for open fracture type I or II	Open fracture of upper end of fibula with tibia
S82201A	82320	Unspecified fracture of shaft of right tibia, initial encounter for closed fracture	Closed fracture of shaft of tibia alone
S82202A	82320	Unspecified fracture of shaft of left tibia, initial encounter for closed fracture	Closed fracture of shaft of tibia alone
S82221A	82320	Displaced transverse fracture of shaft of right tibia, initial encounter for closed fracture	Closed fracture of shaft of tibia alone
S82222A	82320	Displaced transverse fracture of shaft of left tibia, initial encounter for closed fracture	Closed fracture of shaft of tibia alone

Appendix A
Frailty markers

S82466A	82321	Nondisplaced segmental fracture of shaft of unspecified fibula, initial encounter for closed fracture	Closed fracture of shaft of fibula alone
S82491A	82321	Other fracture of shaft of right fibula, initial encounter for closed fracture	Closed fracture of shaft of fibula alone
S82492A	82321	Other fracture of shaft of left fibula, initial encounter for closed fracture	Closed fracture of shaft of fibula alone
S82499A	82321	Other fracture of shaft of unspecified fibula, initial encounter for closed fracture	Closed fracture of shaft of fibula alone
S82861A	82321	Displaced Maisonneuve's fracture of right leg, initial encounter for closed fracture	Closed fracture of shaft of fibula alone
S82862A	82321	Displaced Maisonneuve's fracture of left leg, initial encounter for closed fracture	Closed fracture of shaft of fibula alone
S82863A	82321	Displaced Maisonneuve's fracture of unspecified leg, initial encounter for closed fracture	Closed fracture of shaft of fibula alone
S82864A	82321	Nondisplaced Maisonneuve's fracture of right leg, initial encounter for closed fracture	Closed fracture of shaft of fibula alone
S82865A	82321	Nondisplaced Maisonneuve's fracture of left leg, initial encounter for closed fracture	Closed fracture of shaft of fibula alone
S82866A	82321	Nondisplaced Maisonneuve's fracture of unspecified leg, initial encounter for closed fracture	Closed fracture of shaft of fibula alone
S82201A	82322	Unspecified fracture of shaft of right tibia, initial encounter for closed fracture	Closed fracture of shaft of fibula with tibia
S82202A	82322	Unspecified fracture of shaft of left tibia, initial encounter for closed fracture	Closed fracture of shaft of fibula with tibia
S82401A	82322	Unspecified fracture of shaft of right fibula, initial encounter for closed fracture	Closed fracture of shaft of fibula with tibia
S82402A	82322	Unspecified fracture of shaft of left fibula, initial encounter for closed fracture	Closed fracture of shaft of fibula with tibia
S82201B	82330	Unspecified fracture of shaft of right tibia, initial encounter for open fracture type I or II	Open fracture of shaft of tibia alone
S82201C	82330	Unspecified fracture of shaft of right tibia, initial encounter for open fracture type IIIA, IIIB, or IIIC	Open fracture of shaft of tibia alone
S82202B	82330	Unspecified fracture of shaft of left tibia, initial encounter for open fracture type I or II	Open fracture of shaft of tibia alone
S82202C	82330	Unspecified fracture of shaft of left tibia, initial encounter for open fracture type IIIA, IIIB, or IIIC	Open fracture of shaft of tibia alone
S82221B	82330	Displaced transverse fracture of shaft of right tibia, initial encounter for open fracture type I or II	Open fracture of shaft of tibia alone
S82221C	82330	Displaced transverse fracture of shaft of right tibia, initial encounter for open fracture type IIIA, IIIB, or IIIC	Open fracture of shaft of tibia alone
S82222B	82330	Displaced transverse fracture of shaft of left tibia, initial encounter for open fracture type I or II	Open fracture of shaft of tibia alone
S82222C	82330	Displaced transverse fracture of shaft of left tibia, initial encounter for open fracture type IIIA, IIIB, or IIIC	Open fracture of shaft of tibia alone
S82223B	82330	Displaced transverse fracture of shaft of unspecified tibia, initial encounter for open fracture type I or II	Open fracture of shaft of tibia alone
S82223C	82330	Displaced transverse fracture of shaft of unspecified tibia, initial encounter for open fracture type IIIA, IIIB, or IIIC	Open fracture of shaft of tibia alone
S82224B	82330	Nondisplaced transverse fracture of shaft of right tibia, initial encounter for open fracture type I or II	Open fracture of shaft of tibia alone
S82224C	82330	Nondisplaced transverse fracture of shaft of right tibia, initial encounter for open fracture type IIIA, IIIB, or IIIC	Open fracture of shaft of tibia alone
S82225B	82330	Nondisplaced transverse fracture of shaft of left tibia, initial encounter for open fracture type I or II	Open fracture of shaft of tibia alone
S82225C	82330	Nondisplaced transverse fracture of shaft of left tibia, initial encounter for open fracture type IIIA, IIIB, or IIIC	Open fracture of shaft of tibia alone
S82226B	82330	Nondisplaced transverse fracture of shaft of unspecified tibia, initial encounter for open fracture type I or II	Open fracture of shaft of tibia alone
S82226C	82330	Nondisplaced transverse fracture of shaft of unspecified tibia, initial encounter for open fracture type IIIA, IIIB, or IIIC	Open fracture of shaft of tibia alone

Appendix A
Frailty markers

S82492B	82331	Other fracture of shaft of left fibula, initial encounter for open fracture type I or II	Open fracture of shaft of fibula alone
S82492C	82331	Other fracture of shaft of left fibula, initial encounter for open fracture type IIIA, IIIB, or IIIC	Open fracture of shaft of fibula alone
S82499B	82331	Other fracture of shaft of unspecified fibula, initial encounter for open fracture type I or II	Open fracture of shaft of fibula alone
S82499C	82331	Other fracture of shaft of unspecified fibula, initial encounter for open fracture type IIIA, IIIB, or IIIC	Open fracture of shaft of fibula alone
S82861B	82331	Displaced Maisonneuve's fracture of right leg, initial encounter for open fracture type I or II	Open fracture of shaft of fibula alone
S82861C	82331	Displaced Maisonneuve's fracture of right leg, initial encounter for open fracture type IIIA, IIIB, or IIIC	Open fracture of shaft of fibula alone
S82862B	82331	Displaced Maisonneuve's fracture of left leg, initial encounter for open fracture type I or II	Open fracture of shaft of fibula alone
S82862C	82331	Displaced Maisonneuve's fracture of left leg, initial encounter for open fracture type IIIA, IIIB, or IIIC	Open fracture of shaft of fibula alone
S82863B	82331	Displaced Maisonneuve's fracture of unspecified leg, initial encounter for open fracture type I or II	Open fracture of shaft of fibula alone
S82863C	82331	Displaced Maisonneuve's fracture of unspecified leg, initial encounter for open fracture type IIIA, IIIB, or IIIC	Open fracture of shaft of fibula alone
S82864B	82331	Nondisplaced Maisonneuve's fracture of right leg, initial encounter for open fracture type I or II	Open fracture of shaft of fibula alone
S82864C	82331	Nondisplaced Maisonneuve's fracture of right leg, initial encounter for open fracture type IIIA, IIIB, or IIIC	Open fracture of shaft of fibula alone
S82865B	82331	Nondisplaced Maisonneuve's fracture of left leg, initial encounter for open fracture type I or II	Open fracture of shaft of fibula alone
S82865C	82331	Nondisplaced Maisonneuve's fracture of left leg, initial encounter for open fracture type IIIA, IIIB, or IIIC	Open fracture of shaft of fibula alone
S82866B	82331	Nondisplaced Maisonneuve's fracture of unspecified leg, initial encounter for open fracture type I or II	Open fracture of shaft of fibula alone
S82866C	82331	Nondisplaced Maisonneuve's fracture of unspecified leg, initial encounter for open fracture type IIIA, IIIB, or IIIC	Open fracture of shaft of fibula alone
S82201B	82332	Unspecified fracture of shaft of right tibia, initial encounter for open fracture type I or II	Open fracture of shaft of fibula with tibia
S82202B	82332	Unspecified fracture of shaft of left tibia, initial encounter for open fracture type I or II	Open fracture of shaft of fibula with tibia
S82401B	82332	Unspecified fracture of shaft of right fibula, initial encounter for open fracture type I or II	Open fracture of shaft of fibula with tibia
S82402B	82332	Unspecified fracture of shaft of left fibula, initial encounter for open fracture type I or II	Open fracture of shaft of fibula with tibia
S82161A	82340	Torus fracture of upper end of right tibia, initial encounter for closed fracture	Torus fracture, tibia alone
S82162A	82340	Torus fracture of upper end of left tibia, initial encounter for closed fracture	Torus fracture, tibia alone
S82311A	82340	Torus fracture of lower end of right tibia, initial encounter for closed fracture	Torus fracture, tibia alone
S82312A	82340	Torus fracture of lower end of left tibia, initial encounter for closed fracture	Torus fracture, tibia alone
S82811A	82341	Torus fracture of upper end of right fibula, initial encounter for closed fracture	Torus fracture, fibula alone
S82812A	82341	Torus fracture of upper end of left fibula, initial encounter for closed fracture	Torus fracture, fibula alone
S82821A	82341	Torus fracture of lower end of right fibula, initial encounter for closed fracture	Torus fracture, fibula alone
S82822A	82341	Torus fracture of lower end of left fibula, initial encounter for closed fracture	Torus fracture, fibula alone
S82161A	82342	Torus fracture of upper end of right tibia, initial encounter for closed fracture	Torus fracture, fibula with tibia
S82162A	82342	Torus fracture of upper end of left tibia, initial encounter for closed fracture	Torus fracture, fibula with tibia
S82311A	82342	Torus fracture of lower end of right tibia, initial encounter for closed fracture	Torus fracture, fibula with tibia

Appendix A
Frailty markers

S82312A	82342	Torus fracture of lower end of left tibia, initial encounter for closed fracture	Torus fracture, fibula with tibia
S82811A	82342	Torus fracture of upper end of right fibula, initial encounter for closed fracture	Torus fracture, fibula with tibia
S82812A	82342	Torus fracture of upper end of left fibula, initial encounter for closed fracture	Torus fracture, fibula with tibia
S82821A	82342	Torus fracture of lower end of right fibula, initial encounter for closed fracture	Torus fracture, fibula with tibia
S82822A	82342	Torus fracture of lower end of left fibula, initial encounter for closed fracture	Torus fracture, fibula with tibia
S82202A	82380	Unspecified fracture of shaft of left tibia, initial encounter for closed fracture	Closed fracture of unspecified part of tibia alone
S82209A	82380	Unspecified fracture of shaft of unspecified tibia, initial encounter for closed fracture	Closed fracture of unspecified part of tibia alone
S82402A	82381	Unspecified fracture of shaft of left fibula, initial encounter for closed fracture	Closed fracture of unspecified part of fibula alone
S82409A	82381	Unspecified fracture of shaft of unspecified fibula, initial encounter for closed fracture	Closed fracture of unspecified part of fibula alone
S82201A	82382	Unspecified fracture of shaft of right tibia, initial encounter for closed fracture	Closed fracture of unspecified part of fibula with tibia
S82202A	82382	Unspecified fracture of shaft of left tibia, initial encounter for closed fracture	Closed fracture of unspecified part of fibula with tibia
S82401A	82382	Unspecified fracture of shaft of right fibula, initial encounter for closed fracture	Closed fracture of unspecified part of fibula with tibia
S82402A	82382	Unspecified fracture of shaft of left fibula, initial encounter for closed fracture	Closed fracture of unspecified part of fibula with tibia
S82202B	82390	Unspecified fracture of shaft of left tibia, initial encounter for open fracture type I or II	Open fracture of unspecified part of tibia alone
S82202C	82390	Unspecified fracture of shaft of left tibia, initial encounter for open fracture type IIIA, IIIB, or IIIC	Open fracture of unspecified part of tibia alone
S82209B	82390	Unspecified fracture of shaft of unspecified tibia, initial encounter for open fracture type I or II	Open fracture of unspecified part of tibia alone
S82209C	82390	Unspecified fracture of shaft of unspecified tibia, initial encounter for open fracture type IIIA, IIIB, or IIIC	Open fracture of unspecified part of tibia alone
S82402B	82391	Unspecified fracture of shaft of left fibula, initial encounter for open fracture type I or II	Open fracture of unspecified part of fibula alone
S82402C	82391	Unspecified fracture of shaft of left fibula, initial encounter for open fracture type IIIA, IIIB, or IIIC	Open fracture of unspecified part of fibula alone
S82409B	82391	Unspecified fracture of shaft of unspecified fibula, initial encounter for open fracture type I or II	Open fracture of unspecified part of fibula alone
S82409C	82391	Unspecified fracture of shaft of unspecified fibula, initial encounter for open fracture type IIIA, IIIB, or IIIC	Open fracture of unspecified part of fibula alone
S82201B	82392	Unspecified fracture of shaft of right tibia, initial encounter for open fracture type I or II	Open fracture of unspecified part of fibula with tibia
S82202B	82392	Unspecified fracture of shaft of left tibia, initial encounter for open fracture type I or II	Open fracture of unspecified part of fibula with tibia
S82401B	82392	Unspecified fracture of shaft of right fibula, initial encounter for open fracture type I or II	Open fracture of unspecified part of fibula with tibia
S82402B	82392	Unspecified fracture of shaft of left fibula, initial encounter for open fracture type I or II	Open fracture of unspecified part of fibula with tibia
S8251XA	8240	Displaced fracture of medial malleolus of right tibia, initial encounter for closed fracture	Fracture of medial malleolus, closed
S8252XA	8240	Displaced fracture of medial malleolus of left tibia, initial encounter for closed fracture	Fracture of medial malleolus, closed
S8254XA	8240	Nondisplaced fracture of medial malleolus of right tibia, initial encounter for closed fracture	Fracture of medial malleolus, closed
S8255XA	8240	Nondisplaced fracture of medial malleolus of left tibia, initial encounter for closed fracture	Fracture of medial malleolus, closed
S82871A	8240	Displaced pilon fracture of right tibia, initial encounter for closed fracture	Fracture of medial malleolus, closed
S82872A	8240	Displaced pilon fracture of left tibia, initial encounter for closed fracture	Fracture of medial malleolus, closed

Appendix A
Frailty markers

S82873A	8240	Displaced pilon fracture of unspecified tibia, initial encounter for closed fracture	Fracture of medial malleolus, closed
S82874A	8240	Nondisplaced pilon fracture of right tibia, initial encounter for closed fracture	Fracture of medial malleolus, closed
S82875A	8240	Nondisplaced pilon fracture of left tibia, initial encounter for closed fracture	Fracture of medial malleolus, closed
S82876A	8240	Nondisplaced pilon fracture of unspecified tibia, initial encounter for closed fracture	Fracture of medial malleolus, closed
S8251XB	8241	Displaced fracture of medial malleolus of right tibia, initial encounter for open fracture type I or II	Fracture of medial malleolus, open
S8251XC	8241	Displaced fracture of medial malleolus of right tibia, initial encounter for open fracture type IIIA, IIIB, or IIIC	Fracture of medial malleolus, open
S8252XB	8241	Displaced fracture of medial malleolus of left tibia, initial encounter for open fracture type I or II	Fracture of medial malleolus, open
S8252XC	8241	Displaced fracture of medial malleolus of left tibia, initial encounter for open fracture type IIIA, IIIB, or IIIC	Fracture of medial malleolus, open
S8254XB	8241	Nondisplaced fracture of medial malleolus of right tibia, initial encounter for open fracture type I or II	Fracture of medial malleolus, open
S8254XC	8241	Nondisplaced fracture of medial malleolus of right tibia, initial encounter for open fracture type IIIA, IIIB, or IIIC	Fracture of medial malleolus, open
S8255XB	8241	Nondisplaced fracture of medial malleolus of left tibia, initial encounter for open fracture type I or II	Fracture of medial malleolus, open
S8255XC	8241	Nondisplaced fracture of medial malleolus of left tibia, initial encounter for open fracture type IIIA, IIIB, or IIIC	Fracture of medial malleolus, open
S82871B	8241	Displaced pilon fracture of right tibia, initial encounter for open fracture type I or II	Fracture of medial malleolus, open
S82871C	8241	Displaced pilon fracture of right tibia, initial encounter for open fracture type IIIA, IIIB, or IIIC	Fracture of medial malleolus, open
S82872B	8241	Displaced pilon fracture of left tibia, initial encounter for open fracture type I or II	Fracture of medial malleolus, open
S82872C	8241	Displaced pilon fracture of left tibia, initial encounter for open fracture type IIIA, IIIB, or IIIC	Fracture of medial malleolus, open
S82873B	8241	Displaced pilon fracture of unspecified tibia, initial encounter for open fracture type I or II	Fracture of medial malleolus, open
S82873C	8241	Displaced pilon fracture of unspecified tibia, initial encounter for open fracture type IIIA, IIIB, or IIIC	Fracture of medial malleolus, open
S82874B	8241	Nondisplaced pilon fracture of right tibia, initial encounter for open fracture type I or II	Fracture of medial malleolus, open
S82874C	8241	Nondisplaced pilon fracture of right tibia, initial encounter for open fracture type IIIA, IIIB, or IIIC	Fracture of medial malleolus, open
S82875B	8241	Nondisplaced pilon fracture of left tibia, initial encounter for open fracture type I or II	Fracture of medial malleolus, open
S82875C	8241	Nondisplaced pilon fracture of left tibia, initial encounter for open fracture type IIIA, IIIB, or IIIC	Fracture of medial malleolus, open
S82876B	8241	Nondisplaced pilon fracture of unspecified tibia, initial encounter for open fracture type I or II	Fracture of medial malleolus, open
S82876C	8241	Nondisplaced pilon fracture of unspecified tibia, initial encounter for open fracture type IIIA, IIIB, or IIIC	Fracture of medial malleolus, open
S8261XA	8242	Displaced fracture of lateral malleolus of right fibula, initial encounter for closed fracture	Fracture of lateral malleolus, closed
S8262XA	8242	Displaced fracture of lateral malleolus of left fibula, initial encounter for closed fracture	Fracture of lateral malleolus, closed
S8264XA	8242	Nondisplaced fracture of lateral malleolus of right fibula, initial encounter for closed fracture	Fracture of lateral malleolus, closed
S8265XA	8242	Nondisplaced fracture of lateral malleolus of left fibula, initial encounter for closed fracture	Fracture of lateral malleolus, closed
S8261XB	8243	Displaced fracture of lateral malleolus of right fibula, initial encounter for open fracture type I or II	Fracture of lateral malleolus, open
S8261XC	8243	Displaced fracture of lateral malleolus of right fibula, initial encounter for open fracture type IIIA, IIIB, or IIIC	Fracture of lateral malleolus, open
S8262XB	8243	Displaced fracture of lateral malleolus of left fibula, initial encounter for open fracture type I or II	Fracture of lateral malleolus, open

Appendix A
Frailty markers

S8262XC	8243	Displaced fracture of lateral malleolus of left fibula, initial encounter for open fracture type IIIA, IIIB, or IIIC	Fracture of lateral malleolus, open
S8264XB	8243	Nondisplaced fracture of lateral malleolus of right fibula, initial encounter for open fracture type I or II	Fracture of lateral malleolus, open
S8264XC	8243	Nondisplaced fracture of lateral malleolus of right fibula, initial encounter for open fracture type IIIA, IIIB, or IIIC	Fracture of lateral malleolus, open
S8265XB	8243	Nondisplaced fracture of lateral malleolus of left fibula, initial encounter for open fracture type I or II	Fracture of lateral malleolus, open
S8265XC	8243	Nondisplaced fracture of lateral malleolus of left fibula, initial encounter for open fracture type IIIA, IIIB, or IIIC	Fracture of lateral malleolus, open
S82841A	8244	Displaced bimalleolar fracture of right lower leg, initial encounter for closed fracture	Bimalleolar fracture, closed
S82842A	8244	Displaced bimalleolar fracture of left lower leg, initial encounter for closed fracture	Bimalleolar fracture, closed
S82844A	8244	Nondisplaced bimalleolar fracture of right lower leg, initial encounter for closed fracture	Bimalleolar fracture, closed
S82845A	8244	Nondisplaced bimalleolar fracture of left lower leg, initial encounter for closed fracture	Bimalleolar fracture, closed
S82841B	8245	Displaced bimalleolar fracture of right lower leg, initial encounter for open fracture type I or II	Bimalleolar fracture, open
S82841C	8245	Displaced bimalleolar fracture of right lower leg, initial encounter for open fracture type IIIA, IIIB, or IIIC	Bimalleolar fracture, open
S82842B	8245	Displaced bimalleolar fracture of left lower leg, initial encounter for open fracture type I or II	Bimalleolar fracture, open
S82842C	8245	Displaced bimalleolar fracture of left lower leg, initial encounter for open fracture type IIIA, IIIB, or IIIC	Bimalleolar fracture, open
S82844B	8245	Nondisplaced bimalleolar fracture of right lower leg, initial encounter for open fracture type I or II	Bimalleolar fracture, open
S82844C	8245	Nondisplaced bimalleolar fracture of right lower leg, initial encounter for open fracture type IIIA, IIIB, or IIIC	Bimalleolar fracture, open
S82845B	8245	Nondisplaced bimalleolar fracture of left lower leg, initial encounter for open fracture type I or II	Bimalleolar fracture, open
S82845C	8245	Nondisplaced bimalleolar fracture of left lower leg, initial encounter for open fracture type IIIA, IIIB, or IIIC	Bimalleolar fracture, open
S82851A	8246	Displaced trimalleolar fracture of right lower leg, initial encounter for closed fracture	Trimalleolar fracture, closed
S82852A	8246	Displaced trimalleolar fracture of left lower leg, initial encounter for closed fracture	Trimalleolar fracture, closed
S82854A	8246	Nondisplaced trimalleolar fracture of right lower leg, initial encounter for closed fracture	Trimalleolar fracture, closed
S82855A	8246	Nondisplaced trimalleolar fracture of left lower leg, initial encounter for closed fracture	Trimalleolar fracture, closed
S82851B	8247	Displaced trimalleolar fracture of right lower leg, initial encounter for open fracture type I or II	Trimalleolar fracture, open
S82851C	8247	Displaced trimalleolar fracture of right lower leg, initial encounter for open fracture type IIIA, IIIB, or IIIC	Trimalleolar fracture, open
S82852B	8247	Displaced trimalleolar fracture of left lower leg, initial encounter for open fracture type I or II	Trimalleolar fracture, open
S82852C	8247	Displaced trimalleolar fracture of left lower leg, initial encounter for open fracture type IIIA, IIIB, or IIIC	Trimalleolar fracture, open
S82854B	8247	Nondisplaced trimalleolar fracture of right lower leg, initial encounter for open fracture type I or II	Trimalleolar fracture, open
S82854C	8247	Nondisplaced trimalleolar fracture of right lower leg, initial encounter for open fracture type IIIA, IIIB, or IIIC	Trimalleolar fracture, open
S82855B	8247	Nondisplaced trimalleolar fracture of left lower leg, initial encounter for open fracture type I or II	Trimalleolar fracture, open
S82855C	8247	Nondisplaced trimalleolar fracture of left lower leg, initial encounter for open fracture type IIIA, IIIB, or IIIC	Trimalleolar fracture, open
S82301A	8248	Unspecified fracture of lower end of right tibia, initial encounter for closed fracture	Unspecified fracture of ankle, closed
S82302A	8248	Unspecified fracture of lower end of left tibia, initial encounter for closed fracture	Unspecified fracture of ankle, closed

Appendix A
Frailty markers

S89322A	8248	Salter-Harris Type II physeal fracture of lower end of left fibula, initial encounter for closed fracture	Unspecified fracture of ankle, closed
S89329A	8248	Salter-Harris Type II physeal fracture of lower end of unspecified fibula, initial encounter for closed fracture	Unspecified fracture of ankle, closed
S89391A	8248	Other physeal fracture of lower end of right fibula, initial encounter for closed fracture	Unspecified fracture of ankle, closed
S89392A	8248	Other physeal fracture of lower end of left fibula, initial encounter for closed fracture	Unspecified fracture of ankle, closed
S89399A	8248	Other physeal fracture of lower end of unspecified fibula, initial encounter for closed fracture	Unspecified fracture of ankle, closed
S82301B	8249	Unspecified fracture of lower end of right tibia, initial encounter for open fracture type I or II	Unspecified fracture of ankle, open
S82301C	8249	Unspecified fracture of lower end of right tibia, initial encounter for open fracture type IIIA, IIIB, or IIIC	Unspecified fracture of ankle, open
S82302B	8249	Unspecified fracture of lower end of left tibia, initial encounter for open fracture type I or II	Unspecified fracture of ankle, open
S82302C	8249	Unspecified fracture of lower end of left tibia, initial encounter for open fracture type IIIA, IIIB, or IIIC	Unspecified fracture of ankle, open
S82309B	8249	Unspecified fracture of lower end of unspecified tibia, initial encounter for open fracture type I or II	Unspecified fracture of ankle, open
S82309C	8249	Unspecified fracture of lower end of unspecified tibia, initial encounter for open fracture type IIIA, IIIB, or IIIC	Unspecified fracture of ankle, open
S82391B	8249	Other fracture of lower end of right tibia, initial encounter for open fracture type I or II	Unspecified fracture of ankle, open
S82391C	8249	Other fracture of lower end of right tibia, initial encounter for open fracture type IIIA, IIIB, or IIIC	Unspecified fracture of ankle, open
S82392B	8249	Other fracture of lower end of left tibia, initial encounter for open fracture type I or II	Unspecified fracture of ankle, open
S82392C	8249	Other fracture of lower end of left tibia, initial encounter for open fracture type IIIA, IIIB, or IIIC	Unspecified fracture of ankle, open
S82399B	8249	Other fracture of lower end of unspecified tibia, initial encounter for open fracture type I or II	Unspecified fracture of ankle, open
S82399C	8249	Other fracture of lower end of unspecified tibia, initial encounter for open fracture type IIIA, IIIB, or IIIC	Unspecified fracture of ankle, open
S82891B	8249	Other fracture of right lower leg, initial encounter for open fracture type I or II	Unspecified fracture of ankle, open
S82891C	8249	Other fracture of right lower leg, initial encounter for open fracture type IIIA, IIIB, or IIIC	Unspecified fracture of ankle, open
S82892B	8249	Other fracture of left lower leg, initial encounter for open fracture type I or II	Unspecified fracture of ankle, open
S82892C	8249	Other fracture of left lower leg, initial encounter for open fracture type IIIA, IIIB, or IIIC	Unspecified fracture of ankle, open
S92001A	8250	Unspecified fracture of right calcaneus, initial encounter for closed fracture	Fracture of calcaneus, closed
S92002A	8250	Unspecified fracture of left calcaneus, initial encounter for closed fracture	Fracture of calcaneus, closed
S92011A	8250	Displaced fracture of body of right calcaneus, initial encounter for closed fracture	Fracture of calcaneus, closed
S92012A	8250	Displaced fracture of body of left calcaneus, initial encounter for closed fracture	Fracture of calcaneus, closed
S92013A	8250	Displaced fracture of body of unspecified calcaneus, initial encounter for closed fracture	Fracture of calcaneus, closed
S92014A	8250	Nondisplaced fracture of body of right calcaneus, initial encounter for closed fracture	Fracture of calcaneus, closed
S92015A	8250	Nondisplaced fracture of body of left calcaneus, initial encounter for closed fracture	Fracture of calcaneus, closed
S92016A	8250	Nondisplaced fracture of body of unspecified calcaneus, initial encounter for closed fracture	Fracture of calcaneus, closed
S92021A	8250	Displaced fracture of anterior process of right calcaneus, initial encounter for closed fracture	Fracture of calcaneus, closed
S92022A	8250	Displaced fracture of anterior process of left calcaneus, initial encounter for closed fracture	Fracture of calcaneus, closed

Appendix A
Frailty markers

S92023A	8250	Displaced fracture of anterior process of unspecified calcaneus, initial encounter for closed fracture	Fracture of calcaneus, closed
S92024A	8250	Nondisplaced fracture of anterior process of right calcaneus, initial encounter for closed fracture	Fracture of calcaneus, closed
S92025A	8250	Nondisplaced fracture of anterior process of left calcaneus, initial encounter for closed fracture	Fracture of calcaneus, closed
S92026A	8250	Nondisplaced fracture of anterior process of unspecified calcaneus, initial encounter for closed fracture	Fracture of calcaneus, closed
S92031A	8250	Displaced avulsion fracture of tuberosity of right calcaneus, initial encounter for closed fracture	Fracture of calcaneus, closed
S92032A	8250	Displaced avulsion fracture of tuberosity of left calcaneus, initial encounter for closed fracture	Fracture of calcaneus, closed
S92033A	8250	Displaced avulsion fracture of tuberosity of unspecified calcaneus, initial encounter for closed fracture	Fracture of calcaneus, closed
S92034A	8250	Nondisplaced avulsion fracture of tuberosity of right calcaneus, initial encounter for closed fracture	Fracture of calcaneus, closed
S92035A	8250	Nondisplaced avulsion fracture of tuberosity of left calcaneus, initial encounter for closed fracture	Fracture of calcaneus, closed
S92036A	8250	Nondisplaced avulsion fracture of tuberosity of unspecified calcaneus, initial encounter for closed fracture	Fracture of calcaneus, closed
S92041A	8250	Displaced other fracture of tuberosity of right calcaneus, initial encounter for closed fracture	Fracture of calcaneus, closed
S92042A	8250	Displaced other fracture of tuberosity of left calcaneus, initial encounter for closed fracture	Fracture of calcaneus, closed
S92043A	8250	Displaced other fracture of tuberosity of unspecified calcaneus, initial encounter for closed fracture	Fracture of calcaneus, closed
S92044A	8250	Nondisplaced other fracture of tuberosity of right calcaneus, initial encounter for closed fracture	Fracture of calcaneus, closed
S92045A	8250	Nondisplaced other fracture of tuberosity of left calcaneus, initial encounter for closed fracture	Fracture of calcaneus, closed
S92046A	8250	Nondisplaced other fracture of tuberosity of unspecified calcaneus, initial encounter for closed fracture	Fracture of calcaneus, closed
S92051A	8250	Displaced other extraarticular fracture of right calcaneus, initial encounter for closed fracture	Fracture of calcaneus, closed
S92052A	8250	Displaced other extraarticular fracture of left calcaneus, initial encounter for closed fracture	Fracture of calcaneus, closed
S92053A	8250	Displaced other extraarticular fracture of unspecified calcaneus, initial encounter for closed fracture	Fracture of calcaneus, closed
S92054A	8250	Nondisplaced other extraarticular fracture of right calcaneus, initial encounter for closed fracture	Fracture of calcaneus, closed
S92055A	8250	Nondisplaced other extraarticular fracture of left calcaneus, initial encounter for closed fracture	Fracture of calcaneus, closed
S92056A	8250	Nondisplaced other extraarticular fracture of unspecified calcaneus, initial encounter for closed fracture	Fracture of calcaneus, closed
S92061A	8250	Displaced intraarticular fracture of right calcaneus, initial encounter for closed fracture	Fracture of calcaneus, closed
S92062A	8250	Displaced intraarticular fracture of left calcaneus, initial encounter for closed fracture	Fracture of calcaneus, closed
S92063A	8250	Displaced intraarticular fracture of unspecified calcaneus, initial encounter for closed fracture	Fracture of calcaneus, closed
S92064A	8250	Nondisplaced intraarticular fracture of right calcaneus, initial encounter for closed fracture	Fracture of calcaneus, closed
S92065A	8250	Nondisplaced intraarticular fracture of left calcaneus, initial encounter for closed fracture	Fracture of calcaneus, closed
S92066A	8250	Nondisplaced intraarticular fracture of unspecified calcaneus, initial encounter for closed fracture	Fracture of calcaneus, closed
S99001A	8250	Unspecified physeal fracture of right calcaneus, initial encounter for closed fracture	Fracture of calcaneus, closed
S99002A	8250	Unspecified physeal fracture of left calcaneus, initial encounter for closed fracture	Fracture of calcaneus, closed
S99011A	8250	Salter-Harris Type I physeal fracture of right calcaneus, initial encounter for closed fracture	Fracture of calcaneus, closed

Appendix A
Frailty markers

S99012A	8250	Salter-Harris Type I physeal fracture of left calcaneus, initial encounter for closed fracture	Fracture of calcaneus, closed
S99021A	8250	Salter-Harris Type II physeal fracture of right calcaneus, initial encounter for closed fracture	Fracture of calcaneus, closed
S99022A	8250	Salter-Harris Type II physeal fracture of left calcaneus, initial encounter for closed fracture	Fracture of calcaneus, closed
S99031A	8250	Salter-Harris Type III physeal fracture of right calcaneus, initial encounter for closed fracture	Fracture of calcaneus, closed
S99032A	8250	Salter-Harris Type III physeal fracture of left calcaneus, initial encounter for closed fracture	Fracture of calcaneus, closed
S99041A	8250	Salter-Harris Type IV physeal fracture of right calcaneus, initial encounter for closed fracture	Fracture of calcaneus, closed
S99042A	8250	Salter-Harris Type IV physeal fracture of left calcaneus, initial encounter for closed fracture	Fracture of calcaneus, closed
S99091A	8250	Other physeal fracture of right calcaneus, initial encounter for closed fracture	Fracture of calcaneus, closed
S99092A	8250	Other physeal fracture of left calcaneus, initial encounter for closed fracture	Fracture of calcaneus, closed
S92001B	8251	Unspecified fracture of right calcaneus, initial encounter for open fracture	Fracture of calcaneus, open
S92002B	8251	Unspecified fracture of left calcaneus, initial encounter for open fracture	Fracture of calcaneus, open
S92011B	8251	Displaced fracture of body of right calcaneus, initial encounter for open fracture	Fracture of calcaneus, open
S92012B	8251	Displaced fracture of body of left calcaneus, initial encounter for open fracture	Fracture of calcaneus, open
S92013B	8251	Displaced fracture of body of unspecified calcaneus, initial encounter for open fracture	Fracture of calcaneus, open
S92014B	8251	Nondisplaced fracture of body of right calcaneus, initial encounter for open fracture	Fracture of calcaneus, open
S92015B	8251	Nondisplaced fracture of body of left calcaneus, initial encounter for open fracture	Fracture of calcaneus, open
S92016B	8251	Nondisplaced fracture of body of unspecified calcaneus, initial encounter for open fracture	Fracture of calcaneus, open
S92021B	8251	Displaced fracture of anterior process of right calcaneus, initial encounter for open fracture	Fracture of calcaneus, open
S92022B	8251	Displaced fracture of anterior process of left calcaneus, initial encounter for open fracture	Fracture of calcaneus, open
S92023B	8251	Displaced fracture of anterior process of unspecified calcaneus, initial encounter for open fracture	Fracture of calcaneus, open
S92024B	8251	Nondisplaced fracture of anterior process of right calcaneus, initial encounter for open fracture	Fracture of calcaneus, open
S92025B	8251	Nondisplaced fracture of anterior process of left calcaneus, initial encounter for open fracture	Fracture of calcaneus, open
S92026B	8251	Nondisplaced fracture of anterior process of unspecified calcaneus, initial encounter for open fracture	Fracture of calcaneus, open
S92031B	8251	Displaced avulsion fracture of tuberosity of right calcaneus, initial encounter for open fracture	Fracture of calcaneus, open
S92032B	8251	Displaced avulsion fracture of tuberosity of left calcaneus, initial encounter for open fracture	Fracture of calcaneus, open
S92033B	8251	Displaced avulsion fracture of tuberosity of unspecified calcaneus, initial encounter for open fracture	Fracture of calcaneus, open
S92034B	8251	Nondisplaced avulsion fracture of tuberosity of right calcaneus, initial encounter for open fracture	Fracture of calcaneus, open
S92035B	8251	Nondisplaced avulsion fracture of tuberosity of left calcaneus, initial encounter for open fracture	Fracture of calcaneus, open
S92036B	8251	Nondisplaced avulsion fracture of tuberosity of unspecified calcaneus, initial encounter for open fracture	Fracture of calcaneus, open
S92041B	8251	Displaced other fracture of tuberosity of right calcaneus, initial encounter for open fracture	Fracture of calcaneus, open
S92042B	8251	Displaced other fracture of tuberosity of left calcaneus, initial encounter for open fracture	Fracture of calcaneus, open

Appendix A
Frailty markers

S92043B	8251	Displaced other fracture of tuberosity of unspecified calcaneus, initial encounter for open fracture	Fracture of calcaneus, open
S92044B	8251	Nondisplaced other fracture of tuberosity of right calcaneus, initial encounter for open fracture	Fracture of calcaneus, open
S92045B	8251	Nondisplaced other fracture of tuberosity of left calcaneus, initial encounter for open fracture	Fracture of calcaneus, open
S92046B	8251	Nondisplaced other fracture of tuberosity of unspecified calcaneus, initial encounter for open fracture	Fracture of calcaneus, open
S92051B	8251	Displaced other extraarticular fracture of right calcaneus, initial encounter for open fracture	Fracture of calcaneus, open
S92052B	8251	Displaced other extraarticular fracture of left calcaneus, initial encounter for open fracture	Fracture of calcaneus, open
S92053B	8251	Displaced other extraarticular fracture of unspecified calcaneus, initial encounter for open fracture	Fracture of calcaneus, open
S92054B	8251	Nondisplaced other extraarticular fracture of right calcaneus, initial encounter for open fracture	Fracture of calcaneus, open
S92055B	8251	Nondisplaced other extraarticular fracture of left calcaneus, initial encounter for open fracture	Fracture of calcaneus, open
S92056B	8251	Nondisplaced other extraarticular fracture of unspecified calcaneus, initial encounter for open fracture	Fracture of calcaneus, open
S92061B	8251	Displaced intraarticular fracture of right calcaneus, initial encounter for open fracture	Fracture of calcaneus, open
S92062B	8251	Displaced intraarticular fracture of left calcaneus, initial encounter for open fracture	Fracture of calcaneus, open
S92063B	8251	Displaced intraarticular fracture of unspecified calcaneus, initial encounter for open fracture	Fracture of calcaneus, open
S92064B	8251	Nondisplaced intraarticular fracture of right calcaneus, initial encounter for open fracture	Fracture of calcaneus, open
S92065B	8251	Nondisplaced intraarticular fracture of left calcaneus, initial encounter for open fracture	Fracture of calcaneus, open
S92066B	8251	Nondisplaced intraarticular fracture of unspecified calcaneus, initial encounter for open fracture	Fracture of calcaneus, open
S99001B	8251	Unspecified physeal fracture of right calcaneus, initial encounter for open fracture	Fracture of calcaneus, open
S99002B	8251	Unspecified physeal fracture of left calcaneus, initial encounter for open fracture	Fracture of calcaneus, open
S99011B	8251	Salter-Harris Type I physeal fracture of right calcaneus, initial encounter for open fracture	Fracture of calcaneus, open
S99012B	8251	Salter-Harris Type I physeal fracture of left calcaneus, initial encounter for open fracture	Fracture of calcaneus, open
S99021B	8251	Salter-Harris Type II physeal fracture of right calcaneus, initial encounter for open fracture	Fracture of calcaneus, open
S99022B	8251	Salter-Harris Type II physeal fracture of left calcaneus, initial encounter for open fracture	Fracture of calcaneus, open
S99031B	8251	Salter-Harris Type III physeal fracture of right calcaneus, initial encounter for open fracture	Fracture of calcaneus, open
S99032B	8251	Salter-Harris Type III physeal fracture of left calcaneus, initial encounter for open fracture	Fracture of calcaneus, open
S99041B	8251	Salter-Harris Type IV physeal fracture of right calcaneus, initial encounter for open fracture	Fracture of calcaneus, open
S99042B	8251	Salter-Harris Type IV physeal fracture of left calcaneus, initial encounter for open fracture	Fracture of calcaneus, open
S99091B	8251	Other physeal fracture of right calcaneus, initial encounter for open fracture	Fracture of calcaneus, open
S99092B	8251	Other physeal fracture of left calcaneus, initial encounter for open fracture	Fracture of calcaneus, open
S92811A	82520	Other fracture of right foot, initial encounter for closed fracture	Closed fracture of unspecified bone(s) of foot [except toes]
S92812A	82520	Other fracture of left foot, initial encounter for closed fracture	Closed fracture of unspecified bone(s) of foot [except toes]
S92901A	82520	Unspecified fracture of right foot, initial encounter for closed fracture	Closed fracture of unspecified bone(s) of foot [except toes]

Appendix A
Frailty markers

S92902A	82520	Unspecified fracture of left foot, initial encounter for closed fracture	Closed fracture of unspecified bone(s) of foot [except toes]
S92101A	82521	Unspecified fracture of right talus, initial encounter for closed fracture	Closed fracture of astragalus
S92102A	82521	Unspecified fracture of left talus, initial encounter for closed fracture	Closed fracture of astragalus
S92111A	82521	Displaced fracture of neck of right talus, initial encounter for closed fracture	Closed fracture of astragalus
S92112A	82521	Displaced fracture of neck of left talus, initial encounter for closed fracture	Closed fracture of astragalus
S92113A	82521	Displaced fracture of neck of unspecified talus, initial encounter for closed fracture	Closed fracture of astragalus
S92114A	82521	Nondisplaced fracture of neck of right talus, initial encounter for closed fracture	Closed fracture of astragalus
S92115A	82521	Nondisplaced fracture of neck of left talus, initial encounter for closed fracture	Closed fracture of astragalus
S92116A	82521	Nondisplaced fracture of neck of unspecified talus, initial encounter for closed fracture	Closed fracture of astragalus
S92121A	82521	Displaced fracture of body of right talus, initial encounter for closed fracture	Closed fracture of astragalus
S92122A	82521	Displaced fracture of body of left talus, initial encounter for closed fracture	Closed fracture of astragalus
S92123A	82521	Displaced fracture of body of unspecified talus, initial encounter for closed fracture	Closed fracture of astragalus
S92124A	82521	Nondisplaced fracture of body of right talus, initial encounter for closed fracture	Closed fracture of astragalus
S92125A	82521	Nondisplaced fracture of body of left talus, initial encounter for closed fracture	Closed fracture of astragalus
S92126A	82521	Nondisplaced fracture of body of unspecified talus, initial encounter for closed fracture	Closed fracture of astragalus
S92131A	82521	Displaced fracture of posterior process of right talus, initial encounter for closed fracture	Closed fracture of astragalus
S92132A	82521	Displaced fracture of posterior process of left talus, initial encounter for closed fracture	Closed fracture of astragalus
S92133A	82521	Displaced fracture of posterior process of unspecified talus, initial encounter for closed fracture	Closed fracture of astragalus
S92134A	82521	Nondisplaced fracture of posterior process of right talus, initial encounter for closed fracture	Closed fracture of astragalus
S92135A	82521	Nondisplaced fracture of posterior process of left talus, initial encounter for closed fracture	Closed fracture of astragalus
S92136A	82521	Nondisplaced fracture of posterior process of unspecified talus, initial encounter for closed fracture	Closed fracture of astragalus
S92141A	82521	Displaced dome fracture of right talus, initial encounter for closed fracture	Closed fracture of astragalus
S92142A	82521	Displaced dome fracture of left talus, initial encounter for closed fracture	Closed fracture of astragalus
S92143A	82521	Displaced dome fracture of unspecified talus, initial encounter for closed fracture	Closed fracture of astragalus
S92144A	82521	Nondisplaced dome fracture of right talus, initial encounter for closed fracture	Closed fracture of astragalus
S92145A	82521	Nondisplaced dome fracture of left talus, initial encounter for closed fracture	Closed fracture of astragalus
S92146A	82521	Nondisplaced dome fracture of unspecified talus, initial encounter for closed fracture	Closed fracture of astragalus
S92151A	82521	Displaced avulsion fracture (chip fracture) of right talus, initial encounter for closed fracture	Closed fracture of astragalus
S92152A	82521	Displaced avulsion fracture (chip fracture) of left talus, initial encounter for closed fracture	Closed fracture of astragalus
S92153A	82521	Displaced avulsion fracture (chip fracture) of unspecified talus, initial encounter for closed fracture	Closed fracture of astragalus
S92154A	82521	Nondisplaced avulsion fracture (chip fracture) of right talus, initial encounter for closed fracture	Closed fracture of astragalus

Appendix A
Frailty markers

S92155A	82521	Nondisplaced avulsion fracture (chip fracture) of left talus, initial encounter for closed fracture	Closed fracture of astragalus
S92156A	82521	Nondisplaced avulsion fracture (chip fracture) of unspecified talus, initial encounter for closed fracture	Closed fracture of astragalus
S92191A	82521	Other fracture of right talus, initial encounter for closed fracture	Closed fracture of astragalus
S92192A	82521	Other fracture of left talus, initial encounter for closed fracture	Closed fracture of astragalus
S92199A	82521	Other fracture of unspecified talus, initial encounter for closed fracture	Closed fracture of astragalus
S92251A	82522	Displaced fracture of navicular [scaphoid] of right foot, initial encounter for closed fracture	Closed fracture of navicular [scaphoid], foot
S92252A	82522	Displaced fracture of navicular [scaphoid] of left foot, initial encounter for closed fracture	Closed fracture of navicular [scaphoid], foot
S92254A	82522	Nondisplaced fracture of navicular [scaphoid] of right foot, initial encounter for closed fracture	Closed fracture of navicular [scaphoid], foot
S92255A	82522	Nondisplaced fracture of navicular [scaphoid] of left foot, initial encounter for closed fracture	Closed fracture of navicular [scaphoid], foot
S92211A	82523	Displaced fracture of cuboid bone of right foot, initial encounter for closed fracture	Closed fracture of cuboid
S92212A	82523	Displaced fracture of cuboid bone of left foot, initial encounter for closed fracture	Closed fracture of cuboid
S92214A	82523	Nondisplaced fracture of cuboid bone of right foot, initial encounter for closed fracture	Closed fracture of cuboid
S92215A	82523	Nondisplaced fracture of cuboid bone of left foot, initial encounter for closed fracture	Closed fracture of cuboid
S92221A	82524	Displaced fracture of lateral cuneiform of right foot, initial encounter for closed fracture	Closed fracture of cuneiform, foot
S92222A	82524	Displaced fracture of lateral cuneiform of left foot, initial encounter for closed fracture	Closed fracture of cuneiform, foot
S92224A	82524	Nondisplaced fracture of lateral cuneiform of right foot, initial encounter for closed fracture	Closed fracture of cuneiform, foot
S92225A	82524	Nondisplaced fracture of lateral cuneiform of left foot, initial encounter for closed fracture	Closed fracture of cuneiform, foot
S92231A	82524	Displaced fracture of intermediate cuneiform of right foot, initial encounter for closed fracture	Closed fracture of cuneiform, foot
S92232A	82524	Displaced fracture of intermediate cuneiform of left foot, initial encounter for closed fracture	Closed fracture of cuneiform, foot
S92234A	82524	Nondisplaced fracture of intermediate cuneiform of right foot, initial encounter for closed fracture	Closed fracture of cuneiform, foot
S92235A	82524	Nondisplaced fracture of intermediate cuneiform of left foot, initial encounter for closed fracture	Closed fracture of cuneiform, foot
S92241A	82524	Displaced fracture of medial cuneiform of right foot, initial encounter for closed fracture	Closed fracture of cuneiform, foot
S92242A	82524	Displaced fracture of medial cuneiform of left foot, initial encounter for closed fracture	Closed fracture of cuneiform, foot
S92244A	82524	Nondisplaced fracture of medial cuneiform of right foot, initial encounter for closed fracture	Closed fracture of cuneiform, foot
S92245A	82524	Nondisplaced fracture of medial cuneiform of left foot, initial encounter for closed fracture	Closed fracture of cuneiform, foot
S92301A	82525	Fracture of unspecified metatarsal bone(s), right foot, initial encounter for closed fracture	Closed fracture of metatarsal bone(s)
S92302A	82525	Fracture of unspecified metatarsal bone(s), left foot, initial encounter for closed fracture	Closed fracture of metatarsal bone(s)
S92311A	82525	Displaced fracture of first metatarsal bone, right foot, initial encounter for closed fracture	Closed fracture of metatarsal bone(s)
S92312A	82525	Displaced fracture of first metatarsal bone, left foot, initial encounter for closed fracture	Closed fracture of metatarsal bone(s)
S92313A	82525	Displaced fracture of first metatarsal bone, unspecified foot, initial encounter for closed fracture	Closed fracture of metatarsal bone(s)
S92314A	82525	Nondisplaced fracture of first metatarsal bone, right foot, initial encounter for closed fracture	Closed fracture of metatarsal bone(s)

Appendix A
Frailty markers

S99122A	82525	Salter-Harris Type II physeal fracture of left metatarsal, initial encounter for closed fracture	Closed fracture of metatarsal bone(s)
S99131A	82525	Salter-Harris Type III physeal fracture of right metatarsal, initial encounter for closed fracture	Closed fracture of metatarsal bone(s)
S99132A	82525	Salter-Harris Type III physeal fracture of left metatarsal, initial encounter for closed fracture	Closed fracture of metatarsal bone(s)
S99141A	82525	Salter-Harris Type IV physeal fracture of right metatarsal, initial encounter for closed fracture	Closed fracture of metatarsal bone(s)
S99142A	82525	Salter-Harris Type IV physeal fracture of left metatarsal, initial encounter for closed fracture	Closed fracture of metatarsal bone(s)
S99191A	82525	Other physeal fracture of right metatarsal, initial encounter for closed fracture	Closed fracture of metatarsal bone(s)
S99192A	82525	Other physeal fracture of left metatarsal, initial encounter for closed fracture	Closed fracture of metatarsal bone(s)
S92301A	82529	Fracture of unspecified metatarsal bone(s), right foot, initial encounter for closed fracture	Other closed fracture of tarsal and metatarsal bones
S92302A	82529	Fracture of unspecified metatarsal bone(s), left foot, initial encounter for closed fracture	Other closed fracture of tarsal and metatarsal bones
S92811B	82530	Other fracture of right foot, initial encounter for open fracture	Open fracture of unspecified bone(s) of foot [except toes]
S92812B	82530	Other fracture of left foot, initial encounter for open fracture	Open fracture of unspecified bone(s) of foot [except toes]
S92901B	82530	Unspecified fracture of right foot, initial encounter for open fracture	Open fracture of unspecified bone(s) of foot [except toes]
S92902B	82530	Unspecified fracture of left foot, initial encounter for open fracture	Open fracture of unspecified bone(s) of foot [except toes]
S92101B	82531	Unspecified fracture of right talus, initial encounter for open fracture	Open fracture of astragalus
S92102B	82531	Unspecified fracture of left talus, initial encounter for open fracture	Open fracture of astragalus
S92111B	82531	Displaced fracture of neck of right talus, initial encounter for open fracture	Open fracture of astragalus
S92112B	82531	Displaced fracture of neck of left talus, initial encounter for open fracture	Open fracture of astragalus
S92113B	82531	Displaced fracture of neck of unspecified talus, initial encounter for open fracture	Open fracture of astragalus
S92114B	82531	Nondisplaced fracture of neck of right talus, initial encounter for open fracture	Open fracture of astragalus
S92115B	82531	Nondisplaced fracture of neck of left talus, initial encounter for open fracture	Open fracture of astragalus
S92116B	82531	Nondisplaced fracture of neck of unspecified talus, initial encounter for open fracture	Open fracture of astragalus
S92121B	82531	Displaced fracture of body of right talus, initial encounter for open fracture	Open fracture of astragalus
S92122B	82531	Displaced fracture of body of left talus, initial encounter for open fracture	Open fracture of astragalus
S92123B	82531	Displaced fracture of body of unspecified talus, initial encounter for open fracture	Open fracture of astragalus
S92124B	82531	Nondisplaced fracture of body of right talus, initial encounter for open fracture	Open fracture of astragalus
S92125B	82531	Nondisplaced fracture of body of left talus, initial encounter for open fracture	Open fracture of astragalus
S92126B	82531	Nondisplaced fracture of body of unspecified talus, initial encounter for open fracture	Open fracture of astragalus
S92131B	82531	Displaced fracture of posterior process of right talus, initial encounter for open fracture	Open fracture of astragalus
S92132B	82531	Displaced fracture of posterior process of left talus, initial encounter for open fracture	Open fracture of astragalus
S92133B	82531	Displaced fracture of posterior process of unspecified talus, initial encounter for open fracture	Open fracture of astragalus
S92134B	82531	Nondisplaced fracture of posterior process of right talus, initial encounter for open fracture	Open fracture of astragalus

Appendix A
Frailty markers

S92135B	82531	Nondisplaced fracture of posterior process of left talus, initial encounter for open fracture	Open fracture of astragalus
S92136B	82531	Nondisplaced fracture of posterior process of unspecified talus, initial encounter for open fracture	Open fracture of astragalus
S92141B	82531	Displaced dome fracture of right talus, initial encounter for open fracture	Open fracture of astragalus
S92142B	82531	Displaced dome fracture of left talus, initial encounter for open fracture	Open fracture of astragalus
S92143B	82531	Displaced dome fracture of unspecified talus, initial encounter for open fracture	Open fracture of astragalus
S92144B	82531	Nondisplaced dome fracture of right talus, initial encounter for open fracture	Open fracture of astragalus
S92145B	82531	Nondisplaced dome fracture of left talus, initial encounter for open fracture	Open fracture of astragalus
S92146B	82531	Nondisplaced dome fracture of unspecified talus, initial encounter for open fracture	Open fracture of astragalus
S92151B	82531	Displaced avulsion fracture (chip fracture) of right talus, initial encounter for open fracture	Open fracture of astragalus
S92152B	82531	Displaced avulsion fracture (chip fracture) of left talus, initial encounter for open fracture	Open fracture of astragalus
S92153B	82531	Displaced avulsion fracture (chip fracture) of unspecified talus, initial encounter for open fracture	Open fracture of astragalus
S92154B	82531	Nondisplaced avulsion fracture (chip fracture) of right talus, initial encounter for open fracture	Open fracture of astragalus
S92155B	82531	Nondisplaced avulsion fracture (chip fracture) of left talus, initial encounter for open fracture	Open fracture of astragalus
S92156B	82531	Nondisplaced avulsion fracture (chip fracture) of unspecified talus, initial encounter for open fracture	Open fracture of astragalus
S92191B	82531	Other fracture of right talus, initial encounter for open fracture	Open fracture of astragalus
S92192B	82531	Other fracture of left talus, initial encounter for open fracture	Open fracture of astragalus
S92199B	82531	Other fracture of unspecified talus, initial encounter for open fracture	Open fracture of astragalus
S92251B	82532	Displaced fracture of navicular [scaphoid] of right foot, initial encounter for open fracture	Open fracture of navicular [scaphoid], foot
S92252B	82532	Displaced fracture of navicular [scaphoid] of left foot, initial encounter for open fracture	Open fracture of navicular [scaphoid], foot
S92254B	82532	Nondisplaced fracture of navicular [scaphoid] of right foot, initial encounter for open fracture	Open fracture of navicular [scaphoid], foot
S92255B	82532	Nondisplaced fracture of navicular [scaphoid] of left foot, initial encounter for open fracture	Open fracture of navicular [scaphoid], foot
S92211B	82533	Displaced fracture of cuboid bone of right foot, initial encounter for open fracture	Open fracture of cuboid
S92212B	82533	Displaced fracture of cuboid bone of left foot, initial encounter for open fracture	Open fracture of cuboid
S92214B	82533	Nondisplaced fracture of cuboid bone of right foot, initial encounter for open fracture	Open fracture of cuboid
S92215B	82533	Nondisplaced fracture of cuboid bone of left foot, initial encounter for open fracture	Open fracture of cuboid
S92221B	82534	Displaced fracture of lateral cuneiform of right foot, initial encounter for open fracture	Open fracture of cuneiform, foot
S92222B	82534	Displaced fracture of lateral cuneiform of left foot, initial encounter for open fracture	Open fracture of cuneiform, foot
S92224B	82534	Nondisplaced fracture of lateral cuneiform of right foot, initial encounter for open fracture	Open fracture of cuneiform, foot
S92225B	82534	Nondisplaced fracture of lateral cuneiform of left foot, initial encounter for open fracture	Open fracture of cuneiform, foot
S92231B	82534	Displaced fracture of intermediate cuneiform of right foot, initial encounter for open fracture	Open fracture of cuneiform, foot
S92232B	82534	Displaced fracture of intermediate cuneiform of left foot, initial encounter for open fracture	Open fracture of cuneiform, foot

Appendix A
Frailty markers

S92346B	82535	Nondisplaced fracture of fourth metatarsal bone, unspecified foot, initial encounter for open fracture	Open fracture of metatarsal bone(s)
S92351B	82535	Displaced fracture of fifth metatarsal bone, right foot, initial encounter for open fracture	Open fracture of metatarsal bone(s)
S92352B	82535	Displaced fracture of fifth metatarsal bone, left foot, initial encounter for open fracture	Open fracture of metatarsal bone(s)
S92353B	82535	Displaced fracture of fifth metatarsal bone, unspecified foot, initial encounter for open fracture	Open fracture of metatarsal bone(s)
S92354B	82535	Nondisplaced fracture of fifth metatarsal bone, right foot, initial encounter for open fracture	Open fracture of metatarsal bone(s)
S92355B	82535	Nondisplaced fracture of fifth metatarsal bone, left foot, initial encounter for open fracture	Open fracture of metatarsal bone(s)
S92356B	82535	Nondisplaced fracture of fifth metatarsal bone, unspecified foot, initial encounter for open fracture	Open fracture of metatarsal bone(s)
S99101B	82535	Unspecified physeal fracture of right metatarsal, initial encounter for open fracture	Open fracture of metatarsal bone(s)
S99102B	82535	Unspecified physeal fracture of left metatarsal, initial encounter for open fracture	Open fracture of metatarsal bone(s)
S99111B	82535	Salter-Harris Type I physeal fracture of right metatarsal, initial encounter for open fracture	Open fracture of metatarsal bone(s)
S99112B	82535	Salter-Harris Type I physeal fracture of left metatarsal, initial encounter for open fracture	Open fracture of metatarsal bone(s)
S99121B	82535	Salter-Harris Type II physeal fracture of right metatarsal, initial encounter for open fracture	Open fracture of metatarsal bone(s)
S99122B	82535	Salter-Harris Type II physeal fracture of left metatarsal, initial encounter for open fracture	Open fracture of metatarsal bone(s)
S99131B	82535	Salter-Harris Type III physeal fracture of right metatarsal, initial encounter for open fracture	Open fracture of metatarsal bone(s)
S99132B	82535	Salter-Harris Type III physeal fracture of left metatarsal, initial encounter for open fracture	Open fracture of metatarsal bone(s)
S99141B	82535	Salter-Harris Type IV physeal fracture of right metatarsal, initial encounter for open fracture	Open fracture of metatarsal bone(s)
S99142B	82535	Salter-Harris Type IV physeal fracture of left metatarsal, initial encounter for open fracture	Open fracture of metatarsal bone(s)
S99191B	82535	Other physeal fracture of right metatarsal, initial encounter for open fracture	Open fracture of metatarsal bone(s)
S99192B	82535	Other physeal fracture of left metatarsal, initial encounter for open fracture	Open fracture of metatarsal bone(s)
S92301B	82539	Fracture of unspecified metatarsal bone(s), right foot, initial encounter for open fracture	Other open fracture of tarsal and metatarsal bones
S92302B	82539	Fracture of unspecified metatarsal bone(s), left foot, initial encounter for open fracture	Other open fracture of tarsal and metatarsal bones
S92401A	8260	Displaced unspecified fracture of right great toe, initial encounter for closed fracture	Closed fracture of one or more phalanges of foot
S92402A	8260	Displaced unspecified fracture of left great toe, initial encounter for closed fracture	Closed fracture of one or more phalanges of foot
S92404A	8260	Nondisplaced unspecified fracture of right great toe, initial encounter for closed fracture	Closed fracture of one or more phalanges of foot
S92405A	8260	Nondisplaced unspecified fracture of left great toe, initial encounter for closed fracture	Closed fracture of one or more phalanges of foot
S92411A	8260	Displaced fracture of proximal phalanx of right great toe, initial encounter for closed fracture	Closed fracture of one or more phalanges of foot
S92412A	8260	Displaced fracture of proximal phalanx of left great toe, initial encounter for closed fracture	Closed fracture of one or more phalanges of foot
S92413A	8260	Displaced fracture of proximal phalanx of unspecified great toe, initial encounter for closed fracture	Closed fracture of one or more phalanges of foot
S92414A	8260	Nondisplaced fracture of proximal phalanx of right great toe, initial encounter for closed fracture	Closed fracture of one or more phalanges of foot
S92415A	8260	Nondisplaced fracture of proximal phalanx of left great toe, initial encounter for closed fracture	Closed fracture of one or more phalanges of foot
S92416A	8260	Nondisplaced fracture of proximal phalanx of unspecified great toe, initial encounter for closed fracture	Closed fracture of one or more phalanges of foot

Appendix A
Frailty markers

S92534B	8261	Nondisplaced fracture of distal phalanx of right lesser toe(s), initial encounter for open fracture	Open fracture of one or more phalanges of foot
S92535B	8261	Nondisplaced fracture of distal phalanx of left lesser toe(s), initial encounter for open fracture	Open fracture of one or more phalanges of foot
S92536B	8261	Nondisplaced fracture of distal phalanx of unspecified lesser toe(s), initial encounter for open fracture	Open fracture of one or more phalanges of foot
S92591B	8261	Other fracture of right lesser toe(s), initial encounter for open fracture	Open fracture of one or more phalanges of foot
S92592B	8261	Other fracture of left lesser toe(s), initial encounter for open fracture	Open fracture of one or more phalanges of foot
S92599B	8261	Other fracture of unspecified lesser toe(s), initial encounter for open fracture	Open fracture of one or more phalanges of foot
S92911B	8261	Unspecified fracture of right toe(s), initial encounter for open fracture	Open fracture of one or more phalanges of foot
S92912B	8261	Unspecified fracture of left toe(s), initial encounter for open fracture	Open fracture of one or more phalanges of foot
S92919B	8261	Unspecified fracture of unspecified toe(s), initial encounter for open fracture	Open fracture of one or more phalanges of foot
S99201B	8261	Unspecified physeal fracture of phalanx of right toe, initial encounter for open fracture	Open fracture of one or more phalanges of foot
S99202B	8261	Unspecified physeal fracture of phalanx of left toe, initial encounter for open fracture	Open fracture of one or more phalanges of foot
S99209B	8261	Unspecified physeal fracture of phalanx of unspecified toe, initial encounter for open fracture	Open fracture of one or more phalanges of foot
S99211B	8261	Salter-Harris Type I physeal fracture of phalanx of right toe, initial encounter for open fracture	Open fracture of one or more phalanges of foot
S99212B	8261	Salter-Harris Type I physeal fracture of phalanx of left toe, initial encounter for open fracture	Open fracture of one or more phalanges of foot
S99219B	8261	Salter-Harris Type I physeal fracture of phalanx of unspecified toe, initial encounter for open fracture	Open fracture of one or more phalanges of foot
S99221B	8261	Salter-Harris Type II physeal fracture of phalanx of right toe, initial encounter for open fracture	Open fracture of one or more phalanges of foot
S99222B	8261	Salter-Harris Type II physeal fracture of phalanx of left toe, initial encounter for open fracture	Open fracture of one or more phalanges of foot
S99229B	8261	Salter-Harris Type II physeal fracture of phalanx of unspecified toe, initial encounter for open fracture	Open fracture of one or more phalanges of foot
S99231B	8261	Salter-Harris Type III physeal fracture of phalanx of right toe, initial encounter for open fracture	Open fracture of one or more phalanges of foot
S99232B	8261	Salter-Harris Type III physeal fracture of phalanx of left toe, initial encounter for open fracture	Open fracture of one or more phalanges of foot
S99239B	8261	Salter-Harris Type III physeal fracture of phalanx of unspecified toe, initial encounter for open fracture	Open fracture of one or more phalanges of foot
S99241B	8261	Salter-Harris Type IV physeal fracture of phalanx of right toe, initial encounter for open fracture	Open fracture of one or more phalanges of foot
S99242B	8261	Salter-Harris Type IV physeal fracture of phalanx of left toe, initial encounter for open fracture	Open fracture of one or more phalanges of foot
S99249B	8261	Salter-Harris Type IV physeal fracture of phalanx of unspecified toe, initial encounter for open fracture	Open fracture of one or more phalanges of foot
S99291B	8261	Other physeal fracture of phalanx of right toe, initial encounter for open fracture	Open fracture of one or more phalanges of foot
S99292B	8261	Other physeal fracture of phalanx of left toe, initial encounter for open fracture	Open fracture of one or more phalanges of foot
S99299B	8261	Other physeal fracture of phalanx of unspecified toe, initial encounter for open fracture	Open fracture of one or more phalanges of foot
S8291XA	8270	Unspecified fracture of right lower leg, initial encounter for closed fracture	Other, multiple and ill-defined fractures of lower limb, closed
S8292XA	8270	Unspecified fracture of left lower leg, initial encounter for closed fracture	Other, multiple and ill-defined fractures of lower limb, closed
S8290XC	8271	Unspecified fracture of unspecified lower leg, initial encounter for open fracture type IIIA, IIIB, or IIIC	Other, multiple and ill-defined fractures of lower limb, open
S8291XB	8271	Unspecified fracture of right lower leg, initial encounter for open fracture type I or II	Other, multiple and ill-defined fractures of lower limb, open

Appendix A
Frailty markers

S8291XC	8271	Unspecified fracture of right lower leg, initial encounter for open fracture type IIIA, IIIB, or IIIC	Other, multiple and ill-defined fractures of lower limb, open
S8292XB	8271	Unspecified fracture of left lower leg, initial encounter for open fracture type I or II	Other, multiple and ill-defined fractures of lower limb, open
S8292XC	8271	Unspecified fracture of left lower leg, initial encounter for open fracture type IIIA, IIIB, or IIIC	Other, multiple and ill-defined fractures of lower limb, open
S2220XA	8280	Unspecified fracture of sternum, initial encounter for closed fracture	Closed multiple fractures involving both lower limbs, lower with upper limb, and lower limb(s) with rib(s) and sternum
S2249XA	8280	Multiple fractures of ribs, unspecified side, initial encounter for closed fracture	Closed multiple fractures involving both lower limbs, lower with upper limb, and lower limb(s) with rib(s) and sternum
S4290XA	8280	Fracture of unspecified shoulder girdle, part unspecified, initial encounter for closed fracture	Closed multiple fractures involving both lower limbs, lower with upper limb, and lower limb(s) with rib(s) and sternum
S5290XA	8280	Unspecified fracture of unspecified forearm, initial encounter for closed fracture	Closed multiple fractures involving both lower limbs, lower with upper limb, and lower limb(s) with rib(s) and sternum
S7291XA	8280	Unspecified fracture of right femur, initial encounter for closed fracture	Closed multiple fractures involving both lower limbs, lower with upper limb, and lower limb(s) with rib(s) and sternum
S7292XA	8280	Unspecified fracture of left femur, initial encounter for closed fracture	Closed multiple fractures involving both lower limbs, lower with upper limb, and lower limb(s) with rib(s) and sternum
S8291XA	8280	Unspecified fracture of right lower leg, initial encounter for closed fracture	Closed multiple fractures involving both lower limbs, lower with upper limb, and lower limb(s) with rib(s) and sternum
S8292XA	8280	Unspecified fracture of left lower leg, initial encounter for closed fracture	Closed multiple fractures involving both lower limbs, lower with upper limb, and lower limb(s) with rib(s) and sternum
S2220XB	8281	Unspecified fracture of sternum, initial encounter for open fracture	Open multiple fractures involving both lower limbs, lower with upper limb, and lower limb(s) with rib(s) and sternum
S2249XB	8281	Multiple fractures of ribs, unspecified side, initial encounter for open fracture	Open multiple fractures involving both lower limbs, lower with upper limb, and lower limb(s) with rib(s) and sternum
S4290XB	8281	Fracture of unspecified shoulder girdle, part unspecified, initial encounter for open fracture	Open multiple fractures involving both lower limbs, lower with upper limb, and lower limb(s) with rib(s) and sternum
S5290XB	8281	Unspecified fracture of unspecified forearm, initial encounter for open fracture type I or II	Open multiple fractures involving both lower limbs, lower with upper limb, and lower limb(s) with rib(s) and sternum
S7291XE	8281	Unspecified fracture of right femur, subsequent encounter for open fracture type I or II with routine healing	Open multiple fractures involving both lower limbs, lower with upper limb, and lower limb(s) with rib(s) and sternum
S7292XE	8281	Unspecified fracture of left femur, subsequent encounter for open fracture type I or II with routine healing	Open multiple fractures involving both lower limbs, lower with upper limb, and lower limb(s) with rib(s) and sternum
S8291XB	8281	Unspecified fracture of right lower leg, initial encounter for open fracture type I or II	Open multiple fractures involving both lower limbs, lower with upper limb, and lower limb(s) with rib(s) and sternum
S8292XB	8281	Unspecified fracture of left lower leg, initial encounter for open fracture type I or II	Open multiple fractures involving both lower limbs, lower with upper limb, and lower limb(s) with rib(s) and sternum
T148	8290	Other injury of unspecified body region	Fracture of unspecified bone, closed
T148	8291	Other injury of unspecified body region	Fracture of unspecified bone, open

Falls

ICD10 Dx	ICD9 Dx	LongDesICD10	LongDesICD9
V00181A	E8859	Fall from other rolling-type pedestrian conveyance, initial encounter	Fall from other slipping, tripping, or stumbling
V00181D	E8859	Fall from other rolling-type pedestrian conveyance, subsequent encounter	Fall from other slipping, tripping, or stumbling
V00182A	E8859	Pedestrian on other rolling-type pedestrian conveyance colliding with stationary object, initial encounter	Fall from other slipping, tripping, or stumbling
V00182D	E8859	Pedestrian on other rolling-type pedestrian conveyance colliding with stationary object, subsequent encounter	Fall from other slipping, tripping, or stumbling
V00211A	E8859	Fall from ice-skates, initial encounter	Fall from other slipping, tripping, or stumbling
V00211D	E8859	Fall from ice-skates, subsequent encounter	Fall from other slipping, tripping, or stumbling
V00212A	E8859	Ice-skater colliding with stationary object, initial encounter	Fall from other slipping, tripping, or stumbling
V00212D	E8859	Ice-skater colliding with stationary object, subsequent encounter	Fall from other slipping, tripping, or stumbling
V00221A	E8859	Fall from sled, initial encounter	Fall from other slipping, tripping, or stumbling
V00221D	E8859	Fall from sled, subsequent encounter	Fall from other slipping, tripping, or stumbling
V00222A	E8859	Sledder colliding with stationary object, initial encounter	Fall from other slipping, tripping, or stumbling
V00222D	E8859	Sledder colliding with stationary object, subsequent encounter	Fall from other slipping, tripping, or stumbling

Appendix A
Frailty markers

V00281A	E8859	Fall from other gliding-type pedestrian conveyance, initial encounter	Fall from other slipping, tripping, or stumbling
V00281D	E8859	Fall from other gliding-type pedestrian conveyance, subsequent encounter	Fall from other slipping, tripping, or stumbling
V00282A	E8859	Pedestrian on other gliding-type pedestrian conveyance colliding with stationary object, initial encounter	Fall from other slipping, tripping, or stumbling
V00282D	E8859	Pedestrian on other gliding-type pedestrian conveyance colliding with stationary object, subsequent encounter	Fall from other slipping, tripping, or stumbling
V00381A	E8859	Fall from other flat-bottomed pedestrian conveyance, initial encounter	Fall from other slipping, tripping, or stumbling
V00381D	E8859	Fall from other flat-bottomed pedestrian conveyance, subsequent encounter	Fall from other slipping, tripping, or stumbling
V00382A	E8859	Pedestrian on other flat-bottomed pedestrian conveyance colliding with stationary object, initial encounter	Fall from other slipping, tripping, or stumbling
V00382D	E8859	Pedestrian on other flat-bottomed pedestrian conveyance colliding with stationary object, subsequent encounter	Fall from other slipping, tripping, or stumbling
W000XXA	E8859	Fall on same level due to ice and snow, initial encounter	Fall from other slipping, tripping, or stumbling
W000XXD	E8859	Fall on same level due to ice and snow, subsequent encounter	Fall from other slipping, tripping, or stumbling
W009XXA	E8859	Unspecified fall due to ice and snow, initial encounter	Fall from other slipping, tripping, or stumbling
W009XXD	E8859	Unspecified fall due to ice and snow, subsequent encounter	Fall from other slipping, tripping, or stumbling
W010XXA	E8859	Fall on same level from slipping, tripping and stumbling without subsequent striking against object, initial encounter	Fall from other slipping, tripping, or stumbling
W010XXD	E8859	Fall on same level from slipping, tripping and stumbling without subsequent striking against object, subsequent encounter	Fall from other slipping, tripping, or stumbling
W182XXA	E8859	Fall in (into) shower or empty bathtub, initial encounter	Fall from other slipping, tripping, or stumbling
W182XXD	E8859	Fall in (into) shower or empty bathtub, subsequent encounter	Fall from other slipping, tripping, or stumbling
W1840XA	E8859	Slipping, tripping and stumbling without falling, unspecified, initial encounter	Fall from other slipping, tripping, or stumbling
W1840XD	E8859	Slipping, tripping and stumbling without falling, unspecified, subsequent encounter	Fall from other slipping, tripping, or stumbling
W1841XA	E8859	Slipping, tripping and stumbling without falling due to stepping on object, initial encounter	Fall from other slipping, tripping, or stumbling
W1841XD	E8859	Slipping, tripping and stumbling without falling due to stepping on object, subsequent encounter	Fall from other slipping, tripping, or stumbling
W1842XA	E8859	Slipping, tripping and stumbling without falling due to stepping into hole or opening, initial encounter	Fall from other slipping, tripping, or stumbling
W1842XD	E8859	Slipping, tripping and stumbling without falling due to stepping into hole or opening, subsequent encounter	Fall from other slipping, tripping, or stumbling
W1843XA	E8859	Slipping, tripping and stumbling without falling due to stepping from one level to another, initial encounter	Fall from other slipping, tripping, or stumbling
W1843XD	E8859	Slipping, tripping and stumbling without falling due to stepping from one level to another, subsequent encounter	Fall from other slipping, tripping, or stumbling
W1849XA	E8859	Other slipping, tripping and stumbling without falling, initial encounter	Fall from other slipping, tripping, or stumbling
W1849XD	E8859	Other slipping, tripping and stumbling without falling, subsequent encounter	Fall from other slipping, tripping, or stumbling
W0110XA	E8880	Fall on same level from slipping, tripping and stumbling with subsequent striking against unspecified object, initial encounter	Fall resulting in striking against sharp object
W0110XD	E8880	Fall on same level from slipping, tripping and stumbling with subsequent striking against unspecified object, subsequent encounter	Fall resulting in striking against sharp object
W01110A	E8880	Fall on same level from slipping, tripping and stumbling with subsequent striking against sharp glass, initial encounter	Fall resulting in striking against sharp object
W01110D	E8880	Fall on same level from slipping, tripping and stumbling with subsequent striking against sharp glass, subsequent encounter	Fall resulting in striking against sharp object

Appendix A
Frailty markers

W01111A	E8880	Fall on same level from slipping, tripping and stumbling with subsequent striking against power tool or machine, initial encounter	Fall resulting in striking against sharp object
W01111D	E8880	Fall on same level from slipping, tripping and stumbling with subsequent striking against power tool or machine, subsequent encounter	Fall resulting in striking against sharp object
W01118A	E8880	Fall on same level from slipping, tripping and stumbling with subsequent striking against other sharp object, initial encounter	Fall resulting in striking against sharp object
W01118D	E8880	Fall on same level from slipping, tripping and stumbling with subsequent striking against other sharp object, subsequent encounter	Fall resulting in striking against sharp object
W01119A	E8880	Fall on same level from slipping, tripping and stumbling with subsequent striking against unspecified sharp object, initial encounter	Fall resulting in striking against sharp object
W01119D	E8880	Fall on same level from slipping, tripping and stumbling with subsequent striking against unspecified sharp object, subsequent encounter	Fall resulting in striking against sharp object
W1802XA	E8880	Striking against glass with subsequent fall, initial encounter	Fall resulting in striking against sharp object
W1802XD	E8880	Striking against glass with subsequent fall, subsequent encounter	Fall resulting in striking against sharp object
W01190A	E8881	Fall on same level from slipping, tripping and stumbling with subsequent striking against furniture, initial encounter	Fall resulting in striking against other object
W01190D	E8881	Fall on same level from slipping, tripping and stumbling with subsequent striking against furniture, subsequent encounter	Fall resulting in striking against other object
W01198A	E8881	Fall on same level from slipping, tripping and stumbling with subsequent striking against other object, initial encounter	Fall resulting in striking against other object
W01198D	E8881	Fall on same level from slipping, tripping and stumbling with subsequent striking against other object, subsequent encounter	Fall resulting in striking against other object
W1800XA	E8881	Striking against unspecified object with subsequent fall, initial encounter	Fall resulting in striking against other object
W1800XD	E8881	Striking against unspecified object with subsequent fall, subsequent encounter	Fall resulting in striking against other object
W1801XA	E8881	Striking against sports equipment with subsequent fall, initial encounter	Fall resulting in striking against other object
W1801XD	E8881	Striking against sports equipment with subsequent fall, subsequent encounter	Fall resulting in striking against other object
W1809XD	E8881	Striking against other object with subsequent fall, subsequent encounter	Fall resulting in striking against other object
W04XXXA	E8888	Fall while being carried or supported by other persons, initial encounter	Other fall
W04XXXD	E8888	Fall while being carried or supported by other persons, subsequent encounter	Other fall
W1830XA	E8888	Fall on same level, unspecified, initial encounter	Other fall
W1830XD	E8888	Fall on same level, unspecified, subsequent encounter	Other fall
W1831XA	E8888	Fall on same level due to stepping on an object, initial encounter	Other fall
W1831XD	E8888	Fall on same level due to stepping on an object, subsequent encounter	Other fall
W1839XA	E8888	Other fall on same level, initial encounter	Other fall
W1839XD	E8888	Other fall on same level, subsequent encounter	Other fall
W19XXXA	E8889	Unspecified fall, initial encounter	Unspecified fall
W19XXXD	E8889	Unspecified fall, subsequent encounter	Unspecified fall

Appendix A Frailty markers

Combined Comorbidity Score for Claims Data

[Gagne JJ, Glynn RJ, Avorn J, Levin R, Schneeweiss S. A combined comorbidity score predicted mortality in elderly patients better than existing scores. Journal of Clinical Epidemiology 2011;64\(7\):749-59.](#)

[Sun JW, Rogers JR, Her O, Welch EC, Panozzo CA, Toh S, Gagne JJ. Adaptation and Validation of the Combined Comorbidity Score for ICD-10-CM. Medical Care. 2017 Dec 1;55\(12\):1046-51.](#)

Codes used for each ICD-10-CM and ICD-9-CM version of the combined comorbidity score

Condition	ICD-9-CM Diagnosis Code	ICD-10-CM Diagnosis Code Version 4: All	
Metastatic cancer	196.x–199.x	C45.9, C77.x-C80.x	If occurs, set the score to 5.0; otherwise, set the score to 0.0
Congestive heart failure	402.01, 402.11, 402.91, 425.x, 428.x, 429.3	A18.84, I11.0, I42.x, I43.x, I50.x	If occurs, set the score to 2.0; otherwise, set the score to 0.0
Dementia	290.x, 331.0, 331.1x, 331.2	F01.x–F03.x, G30.x, G31.01, G31.09, G31.1	If occurs, set the score to 2.0; otherwise, set the score to 0.0
Renal failure	403.11, 403.91, 404.12, 404.92, 585.x, 586	I12.0, I13.11, N18.x, Z48.22, Z91.15, Z94.0, Z99.2	If occurs, set the score to 2.0; otherwise, set the score to 0.0
Weight loss	260.x–263.x	E40.x-E46.x	If occurs, set the score to 2.0; otherwise, set the score to 0.0
Hemiplegia	342.x, 344.x	G04.1, G80.2, G81.x, G82.x, G83.x	If occurs, set the score to 1.0; otherwise, set the score to 0.0
Alcohol abuse	291.1, 291.2, 291.5, 291.8x, 291.9, 303.93, 305.03	F10.10, F10.120, F.129, F.14, F10.150, F10.159, F10.181- F10.21, F10.230, F10.232, F10.239, F10.24, F10.250, F10.259-F10.28, F10.29, F10.94, F10.950, F10.959, F10.96-F10.99	If occurs, set the score to 1.0; otherwise, set the score to 0.0
Any tumor	140.x–165.x, 170.x-171.x, 174.x–176.x, 179, 180.x- 195.x, 208.x, 273.0, 273.3	C00.x-C26.x, C30.x–C34.x, C37.x- C41.x, C43.x, C45.x–C58.x, C60.x- C76.x, C81.x, C94.3x, C94.8x, C95.x, C96.0-C96.4, C96.9, C96.A, C96.Z, D45, D89, Z85.46	If occurs, set the score to 1.0; otherwise, set the score to 0.0
Cardiac arrhythmias	426.10, 426.11, 426.13, 426.2-426.4, 426.50-426.53, 426.6-426.8x, 427.0, 427.2, 427.31, 427.60, 427.9, 785.0, V45.0x, V53.3x	I44.0, I44.1, I44.3x-145.2, I45.4- I45.8x, I45.9, I47.0, I47.9, I48.0, I48.1, I48.2, I48.91,, I49.2, I49.40, I49.9, R00.0, V53.3, Z45.0x, Z95.0, Z95.810, Z95.818, Z95.9	If occurs, set the score to 1.0; otherwise, set the score to 0.0
Chronic pulmonary disease	415.0, 416.8, 416.9, 491.x–494.x, 496	I26.0x, I27.2-I27.9, J41.x-J45.x, J47.x	If occurs, set the score to 1.0; otherwise, set the score to 0.0
Coagulopathy	286.x, 287.1, 287.3–287.5	D65-D68.x, D69.1, D69.3–D69.6	If occurs, set the score to 1.0; otherwise, set the score to 0.0
Complicated diabetes	250.4–250.73, 250.9x	E10.2x–E10.8, E11.2x–E11.8, E13.2x–E13.3x	If occurs, set the score to 1.0; otherwise, set the score to 0.0
Deficiency anemia	280.1–281.9, 281.x, 285.9	D50.1-D50.9, D51.x–D53.x, D64.9	If occurs, set the score to 1.0; otherwise, set the score to 0.0
Liver disease	070.32, 070.33, 070.54, 456.0, 456.1, 456.20, 456.21, 527.3, 571.0, 571.2, 571.3, 571.49, 571.5, 571.6, 571.8, 571.9, 572.8	B18.x, I85.x, I86.4, K70.x, K71.1, K71.3–K71.5, K71.7, K72.x-K74.x, K76.x, Z94.4	If occurs, set the score to 1.0; otherwise, set the score to 0.0
Peripheral vascular disease	440.x, 441.2-441.4, 441.7, 441.9, 443.1–443.9, 447.1, 557.1, 557.9, V43.4	E08.51, E08.52, E09.51, E09.52, E10.51, E10.52, E11.51, E13.51, E13.52, I67.0, I70.x, I71.x, I73.1, I73.8x, I73.9, I77.1, I77.71- I77.74, I177.79, I79.x, K55.1, K55.8, K55.9, Z95.82x, Z95.9	If occurs, set the score to 1.0; otherwise, set the score to 0.0

Appendix A Frailty markers

Psychosis	295.x-298.x, 299.10, 299.11	F20.x, F22-25.x, F28, F29, F30.x- F33.x, F34.8, F34.9, F39, F44.89, F84.3	If occurs, set the score to 1.0; otherwise, set the score to 0.0
Pulmonary circulation disorders	416.x, 417.9	I27.x, I28.9	If occurs, set the score to 1.0; otherwise, set the score to 0.0
HIV/AIDS	042, 079.53, V08	B20, B97.35, Z21	If occurs, set the score to -1.0; otherwise, set the score to 0.0
Hypertension	401.1, 401.9, 402.10, 402.90, 404.10, 404.90, 405.11, 405.19, 405.91, 405.99	I10, I11.9, I13.10, I15.x, N26.2	If occurs, set the score to -1.0; otherwise, set the score to 0.0

BM, backward mapping; GEMs, General Equivalence Mappings; FBM, forward-backward mapping; ICD-9-CM, International Classification of Diseases, 9th Revision, Clinical Modification; ICD-10-CM, International Classification of Diseases, 10th Revision, Clinical Modification

Appendix A Comedications

Lithium

NDC Generic Name	
LITHIUM ASPARTATE	LITHIUM CITRATE
LITHIUM CARBONATE	LITHIUM CITRATE TETRAHYDRATE

Anti-epileptic mood stabilizers

NDC Generic Name	
CARBAMAZEPINE	OXCARBAZEPINE
DIVALPROEX SODIUM	VALPROIC ACID
LAMOTRIGINE	VALPROIC ACID (AS SODIUM SALT) (VALPROATE SODIUM)

Anti-epileptic non-mood stabilizers

NDC Generic Name	
RUFINAMIDE	LACOSAMIDE
VIGABATRIN	ETHOSUXIMIDE
EZOGABINE	FELBAMATE
TIAGABINE HCL	LEVETIRACETAM
PHENYTOIN	TOPIRAMATE
ZONISAMIDE	PHENOBARBITAL
PRIMIDONE	GABAPENTIN
PREGABALIN	

Atypical antipsychotics

NDC Generic Name	
ZIPRASIDONE MESYLATE	ARIPIRAZOLE
PALIPERIDONE	OLANZAPINE
ZIPRASIDONE HCL	RISPERIDONE
CLOZAPINE	QUETIAPINE FUMARATE

Benzodiazepines

NDC Generic Name	
ALPRAZOLAM	FLURAZEPAM HCL
CHLORDIAZEPOXIDE	LORAZEPAM
CLOBAZAM	MIDAZOLAM
CLONAZEPAM	OXAZEPAM
CLORAZEPATE DIPOTASSIUM	QUAZEPAM
DIAZEPAM	TEMAZEPAM
ESTAZOLAM	TRIAZOLAM

Serotonin–norepinephrine reuptake inhibitor

NDC Generic Name	
DESVENLAFAXINE	DULOXETINE HCL
DESVENLAFAXINE FUMARATE	VENLAFAXINE HCL
DESVENLAFAXINE SUCCINATE	LEVOMILNACIPRAN HCL

Selective serotonin reuptake inhibitor

NDC Generic Name	
PAROXETINE MESYLATE	CITALOPRAM HYDROBROMIDE
FLUOXETINE	FLUOXETINE HCL
OLANZAPINE/FLUOXETINE HCL	SERTRALINE HCL
FLUVOXAMINE MALEATE	FLUOXETINE HCL/DIETARY SUPPLEMENT NO.17
ESCITALOPRAM OXALATE	FLUOXETINE HCL/DIETARY SUPPLEMENT NO.8
PAROXETINE HCL	VILAZODONE HCL

Tricyclic antidepressants

NDC Generic Name	
PROTRIPTYLINE HCL	DESIPRAMINE HCL
IMIPRAMINE PAMOATE	PERPHENAZINE/AMITRIPTYLINE HCL
TRIMIPRAMINE MALEATE	NORTRIPTYLINE HCL
AMITRIPTYLINE HCL/CHLORDIAZEPOXIDE	IMIPRAMINE HCL
AMOXAPINE	DOXEPIN HCL
CLOMIPRAMINE HCL	AMITRIPTYLINE HCL

Typical antipsychotics

NDC Generic Name	
FLUPHENAZINE ENANTHATE	THIOTHIXENE
LOXAPINE	FLUPHENAZINE HCL
PIMOZIDE	PERPHENAZINE/AMITRIPTYLINE HCL

Appendix A Comedications

MESORIDAZINE BESYLATE	TRIFLUOPERAZINE HCL
MOLINDONE HCL	CHLORPROMAZINE HCL
THIOTHIXENE HCL	HALOPERIDOL
FLUPHENAZINE DECANOATE	THIORIDAZINE HCL
PERPHENAZINE	

Anticoagulants

NDC Generic Name	
APIXABAN	HEPARIN SODIUM,PORCINE IN 0.9 % SODIUM CHLORIDE
DABIGATRAN ETEXILATE MESYLATE	HEPARIN SODIUM,PORCINE IN 0.9 % SODIUM CHLORIDE/PF
DALTEPARIN SODIUM,PORCINE	HEPARIN SODIUM,PORCINE/DEXTROSE 5 % IN WATER
EDOXBAN TOSYLATE	HEPARIN SODIUM,PORCINE/DEXTROSE 5 % IN WATER/PF
ENOXAPARIN SODIUM	HEPARIN SODIUM,PORCINE/PF
FONDAPARINUX SODIUM	RIVAROXABAN
HEPARIN SODIUM,BEEF	TINZAPARIN SODIUM,PORCINE
HEPARIN SODIUM,PORCINE	WARFARIN SODIUM
HEPARIN SODIUM,PORCINE IN 0.45 % SODIUM CHLORIDE	

Antiplatelet agents

NDC Generic Name	
ABCIXIMAB	CILOSTAZOL
ASPIRIN	CINNAMEDRINE HCL/ASPIRIN/CAFFEINE
ASPIRIN (CALCIUM CARB & MAGNESIUM BUFFERS)/PRAVASTATIN	CLOPIDOGREL BISULFATE
ASPIRIN/ACETAMINOPHEN	CODEINE PHOSPHATE/BUTALBITAL/ASPIRIN/CAFFEINE
ASPIRIN/ACETAMINOPHEN/CAFFEINE	CODEINE PHOSPHATE/CARISOPRODOL/ASPIRIN
ASPIRIN/ACETAMINOPHEN/CAFFEINE/CALCIUM	CODEINE/ASPIRIN/SALICYLAMIDE/ACETAMINOPHEN/CAFFEINE
ASPIRIN/ACETAMINOPHEN/CAFFEINE/POTASSIUM	DIHYDROCODEINE BITARTRATE/ASPIRIN/CAFFEINE
ASPIRIN/ACETAMINOPHEN/CALCIUM CARBONATE	DIHYDROCODEINE/ASPIRIN/CAFFEINE
ASPIRIN/ACETAMINOPHEN/MAGNESIUM/ALUMINUM HYDROXIDE/CAFFEINE	DIPYRIDAMOLE
ASPIRIN/CAFFEINE	EPHEDRINE/ASPIRIN/ACETANILIDE/CAFFEINE
ASPIRIN/CALCIUM CARBONATE	HYDROCODONE BITARTRATE/ASPIRIN
ASPIRIN/CALCIUM CARBONATE/MAGNESIUM	METHOCARBAMOL/ASPIRIN
ASPIRIN/CALCIUM CARBONATE/MAGNESIUM/ALUMINUM HYDROXIDE	ORPHENADRINE CITRATE/ASPIRIN/CAFFEINE
ASPIRIN/CODEINE PHOSPHATE	OXYCODONE HCL/ASPIRIN
ASPIRIN/DIPHENHYDRAMINE CITRATE	OXYCODONE HCL/OXYCODONE TEREPHTHALATE/ASPIRIN
ASPIRIN/DIPHENHYDRAMINE HCL	OXYCODONE/ASPIRIN
ASPIRIN/DIPHENHYDRAMINE/SODIUM BICARBONATE/CITRIC ACID	PENTAZOCINE HCL/ASPIRIN
ASPIRIN/DIPYRIDAMOLE	PHENYLEPHRINE HCL/ASPIRIN
ASPIRIN/MAGNESIUM CARBONATE/DIHYDROXYALUMINUM AMINOACETAT	PHENYLPROPANOLAMINE BITARTRATE/ASPIRIN
ASPIRIN/MAGNESIUM HYDROXIDE/ALUMINUM HYDROXIDE	PHENYLPROPANOLAMINE BITARTRATE/ASPIRIN/CHLORPHENIRAMINE
ASPIRIN/MAGNESIUM HYDROXIDE/ALUMINUM HYDROXIDE/CAFFEINE	PHENYLPROPANOLAMINE HCL/ASPIRIN
ASPIRIN/MEPROBAMATE	PHENYLPROPANOLAMINE HCL/ASPIRIN/CHLORPHENIRAMINE
ASPIRIN/SALICYLAMIDE/ACETAMINOPHEN/CAFFEINE	PHENYLPROPANOLAMINE HCL/ASPIRIN/CHLORPHENIRAMINE/CAFFEINE
ASPIRIN/SALICYLAMIDE/CAFFEINE	PHENYLPROPANOLAMINE HCL/ASPIRIN/DIPHENHYDRAMINE
ASPIRIN/SODIUM BICARBONATE/CITRIC ACID	PRASUGREL HCL
BUTALBITAL/ASPIRIN/CAFFEINE	PROPOXYPHENE HCL/ASPIRIN/CAFFEINE
CARISOPRODOL/ASPIRIN	PSEUDOEPHEDRINE HCL/ASPIRIN/CHLORPHENIRAMINE
CHLORPHENIRAMINE MAL/PHENYLEPHRINE/D-METHORPHAN HB/ASPIRIN	TICAGRELOR
CHLORPHENIRAMINE MALEATE/PHENYLEPHRINE BITARTRATE/ASPIRIN	VORAPAXAR SULFATE
NDC Brand Name	
ARTHRITIS PAIN	BAYER ASPIRIN
ARTHRITIS PAIN FORMULA	BAYER ASPIRIN MAXIMUM
ARTHRITIS PAIN FORMULA A-F	ECOTRIN
ARTHRITIS PAIN RELIEF	ECOTRIN MAXIMUM STRENGTH
ARTHRITIS PAIN RELIEVER	MAPAP ARTHRITIS PAIN
BAYER ARTHRITIS PAIN REGIMEN	PLAVIX

Angiotensin II Receptor Blockers

NDC Generic Name	
ALISKIREN/VALSARTAN	LOSARTAN POTASSIUM
AMLODIPINE BESYLATE/OLMESARTAN MEDOXOMIL	LOSARTAN POTASSIUM/HYDROCHLOROTHIAZIDE
AMLODIPINE BESYLATE/VALSARTAN	OLMESARTAN MEDOXOMIL
AMLODIPINE BESYLATE/VALSARTAN/HYDROCHLOROTHIAZIDE	OLMESARTAN MEDOXOMIL/AMLODIPINE BESYLATE/HYDROCHLOROTHIAZIDE
AZILSARTAN MEDOXOMIL	OLMESARTAN MEDOXOMIL/HYDROCHLOROTHIAZIDE
AZILSARTAN MEDOXOMIL/CHLORHALIDONE	TELMISARTAN
CANDESARTAN CILEXETIL	TELMISARTAN/AMLODIPINE BESYLATE
CANDESARTAN CILEXETIL/HYDROCHLOROTHIAZIDE	TELMISARTAN/HYDROCHLOROTHIAZIDE
IRBESARTAN	VALSARTAN

Appendix A
Comedications

IRBESARTAN/HYDROCHLOROTHIAZIDE	VALSARTAN/HYDROCHLOROTHIAZIDE
NDC Brand Name	
AMLODIPINE-VALSARTAN	EXFORGE HCT
ATACAND	HYZAAR
ATACAND HCT	IRBESARTAN
AVALIDE	IRBESARTAN-HYDROCHLOROTHIAZIDE
AVAPRO	LOSARTAN POTASSIUM
AZOR	LOSARTAN-HYDROCHLOROTHIAZIDE
BENICAR	MICARDIS
BENICAR HCT	MICARDIS HCT
CANDESARTAN CILEXETIL	TELMISARTAN
CANDESARTAN-HYDROCHLOROTHIAZID	TELMISARTAN-AMLODIPINE
COZAAR	TELMISARTAN-HYDROCHLOROTHIAZID
DIOVAN	TRIBENZOR
DIOVAN HCT	TWYNSTA
EDARBI	VALSARTAN
EDARBYCLOR	VALSARTAN-HYDROCHLOROTHIAZIDE
EXFORGE	VALTURNA

Angiotensin Converting Enzyme inhibitors

NDC Generic Name	
AMLODIPINE BESYLATE/BENAZEPRIL HCL	LISINAPRIL
BENAZEPRIL HCL	LISINAPRIL/HYDROCHLOROTHIAZIDE
BENAZEPRIL HCL/HYDROCHLOROTHIAZIDE	MOEXIPRIL HCL
CAPTOPRIL	MOEXIPRIL HCL/HYDROCHLOROTHIAZIDE
CAPTOPRIL/HYDROCHLOROTHIAZIDE	PERINDOPRIL ERBUMINE
ENALAPRIL MALEATE	QUINAPRIL HCL
ENALAPRIL MALEATE/FELODIPINE	QUINAPRIL HCL/HYDROCHLOROTHIAZIDE
ENALAPRIL MALEATE/HYDROCHLOROTHIAZIDE	RAMIPRIL
ENALAPRILAT DIHYDRATE	TRANDOLAPRIL
FOSINOPRIL SODIUM	TRANDOLAPRIL/VERAPAMIL HCL
FOSINOPRIL SODIUM/HYDROCHLOROTHIAZIDE	
NDC Brand Name	
ACCUPRIL	LOTREL
ACCURETIC	LYTENSOPRIL
ACEON	LYTENSOPRIL-90
ALTACE	MAVIK
AMLODIPINE BESYLATE-BENAZEPRIL	MOEXIPRIL HCL
BENAZEPRIL HCL	MOEXIPRIL-HYDROCHLOROTHIAZIDE
BENAZEPRIL HCL-HCTZ	MONOPRIL
BENAZEPRIL-HYDROCHLOROTHIAZIDE	MONOPRIL HCT
CAPOTEN	PERINDOPRIL ERBUMINE
CAPOZIDE	PRINIVIL
CAPTOPRIL	PRINZIDE
CAPTOPRIL-HYDROCHLOROTHIAZIDE	QUINAPRIL
CAPTOPRIL/HYDROCHLOROTHIAZIDE	QUINAPRIL HCL
ENALAPRIL MALEATE	QUINAPRIL-HYDROCHLOROTHIAZIDE
ENALAPRIL MALEATE-HCTZ	QUINARETIC
ENALAPRIL MALEATE/HCTZ	RAMIPRIL
ENALAPRIL-HYDROCHLOROTHIAZIDE	TARKA
ENALAPRILAT	TRANDOLAPRIL
EPANED	TRANDOLAPRIL-VERAPAMIL
FOSINOPRIL SODIUM	UNIRETIC
FOSINOPRIL-HYDROCHLOROTHIAZIDE	UNIVASC
LEXCEL	VASERETIC
LISINAPRIL	VASOTEC
LISINAPRIL-HCTZ	VASOTEC I.V.
LISINAPRIL-HYDROCHLOROTHIAZIDE	ZESTORETIC
LOTENSIN	ZESTRIL
LOTENSIN HCT	

Beta blockers

NDC Generic Name	
ACEBUTOLOL HCL	ESMOLOL HCL
ATENOLOL	LABETALOL HCL
ATENOLOL/CHLORTHALIDONE	METOPROLOL SUCCINATE
BETAXOLOL HCL	METOPROLOL SUCCINATE/HYDROCHLOROTHIAZIDE
BISOPROLOL FUMARATE	METOPROLOL TARTRATE

Appendix A
Comedications

BISOPROLOL FUMARATE/HYDROCHLOROTHIAZIDE	METOPROLOL TARTRATE/HYDROCHLOROTHIAZIDE
BRIMONIDINE TARTRATE/TIMOLOL MALEATE	NEBIVOLOL HCL
CARTEOLOL HCL	SOTALOL HCL
CARVEDILOL	TIMOLOL
CARVEDILOL PHOSPHATE	TIMOLOL MALEATE
DORZOLAMIDE HCL/TIMOLOL MALEATE	TIMOLOL MALEATE/HYDROCHLOROTHIAZIDE
DORZOLAMIDE HCL/TIMOLOL MALEATE/PF	TIMOLOL MALEATE/PF
NDC Brand Name	
ACEBUTOLOL HCL	ISTALOL
ATENOLOL	KERLONE
ATENOLOL W/CHLORTHALIDONE	LABETALOL HCL
ATENOLOL-CHLORTHALIDONE	LOPRESSOR
BETAPACE	LOPRESSOR HCT
BETAPACE AF	METOPROLOL SUCCINATE
BETAXOLOL HCL	METOPROLOL TARTRATE
BETIMOL	METOPROLOL-HYDROCHLOROTHIAZIDE
BETOPTIC	NORMODYNE
BETOPTIC S	OCUPRESS
BISOPROLOL FUMARATE	SECTRAL
BISOPROLOL FUMARATE-HCTZ	SENORMIN
BISOPROLOL FUMARATE/HCTZ	SORINE
BISOPROLOL-HYDROCHLOROTHIAZIDE	SOTALOL
BLOCADREN	SOTALOL AF
BREVIBLOC	SOTALOL HCL
BYSTOLIC	TENORETIC 100
CARTEOLOL HCL	TENORETIC 50
CARTROL	TENORMIN
CARVEDILOL	TENORMIN CALENDAR PAK
COMBIGAN	TIMOLIDE
COREG	TIMOLOL MALEATE
COREG CR	TIMOPTIC
COSOPT	TIMOPTIC OCUDOSE
COSOPT PF	TIMOPTIC-XE
DORZOLAMIDE-TIMOLOL	TOPROL XL
DUTOPROL	TRANDATE
ESMOLOL HCL	ZEBETA
HYPERTENSOLOL	ZIAC

Calcium channel blockers

HCPCS	
C9248	
NDC Generic Name	
ALISKIREN HEMIFUMARATE/AMLODIPINE BESYLATE	BEPRIDIL HCL
ALISKIREN HEMIFUMARATE/AMLODIPINE/HYDROCHLOROTHIAZIDE	CLEVIDIPINE BUTYRATE
AMLODIPINE BESYLATE	DILTIAZEM HCL
AMLODIPINE BESYLATE/ATORVASTATIN CALCIUM	DILTIAZEM HCL IN 0.9 % SODIUM CHLORIDE
AMLODIPINE BESYLATE/BENAZEPRIL HCL	DILTIAZEM HCL/DEXTRROSE 5 % IN WATER
AMLODIPINE BESYLATE/OLMESARTAN MEDOXOMIL	DILTIAZEM MALATE
AMLODIPINE BESYLATE/VALSARTAN	ENALAPRIL MALEATE/FELODIPINE
AMLODIPINE BESYLATE/VALSARTAN/HYDROCHLOROTHIAZIDE	
NDC Brand Name	
ADALAT	ISOPTIN
ADALAT CC	ISOPTIN SR
AFEDITAB CR	ISRADIPINE
AMLODIPINE BESILATE	LEXCEL
AMLODIPINE BESYLATE	LOTREL
AMLODIPINE BESYLATE-BENAZEPRIL	MATZIM LA
AMLODIPINE-ATORVASTATIN	NICARDIPINE HCL
AMLODIPINE-VALSARTAN	NICARDIPINE HCL-D5W
AMTURNIDE	NIFEDAC CC
AZOR	NIFEDICAL XL
CADUET	NIFEDIPINE
CALAN	NIFEDIPINE ER
CALAN SR	NIFEDIPINE XL
CARDENE	NIMODIPINE
CARDENE I.V.	NIMOTOP
CARDENE SR	NISOLDIPINE
CARDIZEM	NORVASC

Appendix A
Comedications

CARDIZEM CD	NYMALIZE
CARDIZEM LA	PLENDIL
CARDIZEM SR	POSICOR
CARTIA XT	PROCARDIA
CLEVIPREX	PROCARDIA XL
COVERA-HS	SULAR
DILACOR XR	TARKA
DILT-CD	TAZTIA XT
DILT-XR	TEKAMLO
DILTIA XT	TELMISARTAN-AMLODIPINE
DILTIAZEM 24HR CD	TIAMATE
DILTIAZEM 24HR ER	TIAZAC
DILTIAZEM ER	TRANDOLAPRIL-VERAPAMIL
DILTIAZEM HCL	TRIBENZOR
DILTIAZEM HCL-NS	TWYNSTA
DILTIAZEM XR	VASCOR
DILTIAZEM-D5W	VERAPAMIL ER
DILTZAC ER	VERAPAMIL ER PM
DYNACIRC	VERAPAMIL HCL
DYNACIRC CR	VERAPAMIL SR
EXFORGE	VERELAN
EXFORGE HCT	VERELAN PM
FELODIPINE ER	

Diuretics

NDC Generic Name	
AMILORIDE HCL	HYDROCHLOROTHIAZIDE
AMILORIDE HCL/HYDROCHLOROTHIAZIDE	HYDROFLUMETHIAZIDE
BENDROFLUMETHIAZIDE	INDAPAMIDE
BUMETANIDE	METHYLCLOTHIAZIDE
CHLOROTHIAZIDE	METOLAZONE
CHLORTHALIDONE	POLYTHIAZIDE
EPLERENONE	SPIRONOLACTONE
ETHACRYNATE SODIUM	TORSEMIDE
ETHACRYNIC ACID	TRIAMTERENE
FUROSEMIDE	TRICHLORMETHIAZIDE

Nitrates

NDC Generic Name	
ISOSORBIDE DINITRATE	NITROGLYCERIN
ISOSORBIDE DINITRATE/HYDRALAZINE HCL	NITROGLYCERIN/DEXTROSE 5 % IN WATER
ISOSORBIDE MONONITRATE	RANOLAZINE
NDC Brand Name	
ANG-O-SPAN	NITRO-TRANS SYSTEM
ANGINABID	NITRO-TRANSDERMAL
BIDIL	NITRO-TRANSDERMAL SYSTEM
CARDABID	NITROBART
DEPONIT	NITROCAP
DILATRATE-SR	NITROCINE
IMDUR	NITROCOT
ISD	NITRODISC
ISMO	NITROGARD
ISO-BID	NITROGLYCERIN
ISO-D	NITROGLYCERIN IN D5W
ISOCHRON	NITROGLYCERIN PATCH
ISODITRATE	NITROGLYCERIN T/R
ISONATE	NITROGLYN
ISONATE TR	NITROGLYCERIN
ISOR-BID	NITROL
ISORDIL	NITROLINGUAL
ISORDIL TITRADOSE	NITROMED
ISOREX-10	NITROMIST
ISOREX-2.5	NITRONAL
ISOREX-5	NITRONG
ISOSORBIDE DINITRATE	NITROQUICK
ISOSORBIDE MONONITRATE	NITROREX
ISOSORBIDE MONONITRATE ER	NITROSPAN
ISOTRATE	NITROSTAT

Appendix A Comedications

ISOTRATE ER	NITROSTAT IV
KENSORBIDE	NITROSTAT SR
LEMOTRATE	NITROTAB
MI-TRATES 2.5	NITROTYM
MI-TRATES 6.5	NTG
MINITRAN	NTS
MONOKET	ONSET-10
N-G-C	ONSET-5
N.T.S.	RANEXA
NITREK	RECTIV
NITRO	SORATE-2.5
NITRO MAST TIMED RELEASE	SORATE-40
NITRO S.A.	SORATE-5
NITRO T.D.	SORBATE-10
NITRO TRANSDERM	SORBATE-5
NITRO TRANSDERMAL	SORBIDE
NITRO-BID	SORBITRATE
NITRO-BID IV	SORBITRATE SA
NITRO-CAPS TIME DOSE	TRANSDERM-NITRO
NITRO-DUR	TRATES
NITRO-PAR	TRIDIL
NITRO-TD-ACA	WF-NITRO
NITRO-TIME	

Lipid lowering drugs

NDC Generic Name	
AMLODIPINE BESYLATE/ATORVASTATIN CALCIUM	METHYLTETRAHYDROFOLATE GLUCOSAMINE/NIACINAMIDE/CUPRIC &ZN OX
ARGININE/NIACIN/YOHIMBE BARK/GINSENG/GNK/DAMIANA/SCHISANDRA	NIACIN
ATORVASTATIN CALCIUM	NIACIN (INOSITOL NIACINATE)
BETA-CAROTENE(A) W-C & E/NIACINAMIDE/VIT B2/LUT/MIN/GLU-ONE	NIACIN/CAPSAICIN/YOHIMBE BARK/GINSENG/GNK BI EX/DAMIANA/OATS
CERAMIDES 1,3,6-11/NIACINAMIDE	NIACIN/LOVASTATIN
CERAMIDES 1,3,6-11/NIACINAMIDE/HYALURONIC ACID	NIACIN/SIMVASTATIN
CHOLESTYRAMINE	NIACINAMIDE
CHOLESTYRAMINE (WITH SUGAR)	NIACINAMIDE ASCORBATE
CHOLESTYRAMINE/ASPARTAME	NIACINAMIDE/AZELAIC ACID/ZINC OXIDE/VIT B6/COPPER/FA
COLESEVELAM HCL	NIACINAMIDE/RIBOFLAVIN/BETA-CAROTENE(A) W-C & E/MINERALS
COLESTIPOL HCL	NIACINAMIDE/VIT B6/VIT C/FA/COPPER/MG CIT/ZN GLUC/ALIP ACID
EZETIMIBE	PECTIN/INOSITOL/BIOFLAVONOIDS/NIACIN/SOYBEAN
EZETIMIBE/ATORVASTATIN CALCIUM	PITAVASTATIN CALCIUM
EZETIMIBE/SIMVASTATIN	POLICOSANOL/INOSITOL NIACINATE/GARLIC
FENOFIBRATE	PRAVASTATIN SODIUM
FENOFIBRATE NANOCRYSTALLIZED	ROSUVASTATIN CALCIUM
FENOFIBRATE,MICRONIZED	SIMVASTATIN
FLUVASTATIN SODIUM	SITAGLIPTIN PHOSPHATE/SIMVASTATIN
FOLIC ACID/NIACINAMIDE/CUPRIC OXIDE/ZINC OXIDE	THIAMINE HCL/RIBOFLAVIN/NIACINAMIDE/CYANOCOBALAMIN/PROTEASE
FOLIC ACID/NIACINAMIDE/ZINC	THIAMINE HCL/RIBOFLAVIN/NIACINAMIDE/DEXPANTHENOL/PYRIDOXINE
GEMFIBROZIL	THIAMINE M.NIT/RIBOFLAVIN/NIACIN/CA PANTOTHENATE/B6/B12/C/FA
INOSITOL NIACINATE	THIAMINE/RIBOFLAVIN/NIACIN/CA PANTOTHENATE/B6/B12/VIT C/FA
IRON FUMARATE & POLYSAC COMP/FOLIC ACID/VITAMIN C/NIACIN	THIAMINE/RIBOFLAVIN/NIACIN/CA PANTOTHENATE/VIT B6/B12/IRON
IRON FUMARATE & POLYSAC COMP/VITAMIN C/NIACIN	THIAMINE/RIBOFLAVIN/NIACIN/PANT ACID/B6/IRON/METHION/CHOLINE
IRON PYROPHOSPHATE/CYANOCOBALAMIN/FA/NIACIN/PYRIDOXINE HCL	VIT B2/NIACINAMIDE/PYRIDOXINE HCL/CYANOCOBALAMIN/D-PANTHENOL
LECITHIN/SITOSTEROLS/NIACIN/BETAINE/CHITOSAN	VIT C/PYRIDOXINE HCL/NIACIN/FA/VIT B12/HERBAL COMPLEX NO.192
LOVASTATIN	VITAMIN B COMPLEX NO.12/NIACINAMIDE
LYSINE HCL/NIACINAMIDE/THIAMINE	VITAMIN B COMPLEX/NIACINAMIDE/PANTOTHENIC ACID/HERBAL DRUGS
MELATONIN/TRYPHTOPHAN/VALERIAN/CHAMOMILE/NIACIN/INOSITOL/B6	

Non-insulin diabetes medications

NDC Generic Name	
ACARBOSE	MIGLITOL
ACETOHEXAMIDE	NATEGLINIDE
ALOGLIPTIN BENZOATE	PIOGLITAZONE HCL
ALOGLIPTIN BENZOATE/METFORMIN HCL	PIOGLITAZONE HCL/GLIMEPIRIDE
ALOGLIPTIN BENZOATE/PIOGLITAZONE HCL	PIOGLITAZONE HCL/METFORMIN HCL
CANAGLIFLOZIN/METFORMIN HCL	REPAGLINIDE
CHLORPROPAMIDE	REPAGLINIDE/METFORMIN HCL
GLIMEPIRIDE	ROSIGLITAZONE MALEATE
GLIPIZIDE	ROSIGLITAZONE MALEATE/GLIMEPIRIDE
GLIPIZIDE/METFORMIN HCL	ROSIGLITAZONE MALEATE/METFORMIN HCL

Appendix A
Comedications

GLYBURIDE	SAXAGLIPTIN HCL
GLYBURIDE/METFORMIN HCL	SAXAGLIPTIN HCL/METFORMIN HCL
LINAGLIPTIN	SITAGLIPTIN PHOSPHATE
LINAGLIPTIN/METFORMIN HCL	SITAGLIPTIN PHOSPHATE/METFORMIN HCL
METFORMIN HCL	SITAGLIPTIN PHOSPHATE/SIMVASTATIN
METFORMIN/AMINO ACIDS COMB. #7/HERBAL COMB.#125/CHOLINE	TOLAZAMIDE
METFORMIN/CAFFEINE/AMINO ACIDS#7/HERBAL COMB#125/CHOLINE BIT	TOLBUTAMIDE
NDC Brand Name	
ACARBOSE	ICN-TOLAM
ACETOHEXAMIDE	INSULASE
ACTOPLUS MET	INVOKAMET
ACTOPLUS MET XR	JANUMET
ACTOS	JANUMET XR
AMARYL	JANUVIA
APPFORMIN	JENTADUETO
APPFORMIN-D	JUVISYNC
AVANDAMET	KAZANO
AVANDARYL	KOMBIGLYZE XR
AVANDIA	METAGLIP
CHLORABETIC 250	METFORMIN HCL
CHLORPROPAMIDE	METFORMIN HCL ER
DIABETA	MICRONASE
DIABINESE	NATEGLINIDE
DIBATROL	NESINA
DUETACT	ONGLYZA
DYMELOR	ORIBETIC
FORTAMET	ORINASE
GLIMEPIRIDE	OSENI
GLIPIZIDE	PIOGLITAZONE HCL
GLIPIZIDE ER	PIOGLITAZONE-GLIMEPIRIDE
GLIPIZIDE XL	PIOGLITAZONE-METFORMIN
GLIPIZIDE-METFORMIN	PRANDIMET
GLUCAMIDE	PRANDIN
GLUCOPHAGE	PRECOSE
GLUCOPHAGE XR	REPAGLINIDE
GLUCOTROL	RIOMET
GLUCOTROL XL	RONASE
GLUCOVANCE	SK-TOLBUTAMIDE
GLUMETZA	STARLIX
GLYBURIDE	TOLAMIDE
GLYBURIDE MICRONIZED	TOLAZAMIDE
GLYBURIDE-METFORMIN HCL	TOLBUTAMIDE
GLYCRON	TOLINASE
GLYNASE	TRADJENTA
GLYSET	

Insulin

HCPCS

A4230	S5553
A4231	S5560
A4232	S5561
A9274	S5566
E0784	S5570
J1815	S5571
J1817	S8490
S5550	S9145
S5551	S9353
S5552	
NDC Generic Name	
INSULIN ASPART	INSULIN NPH HUMAN SEMI-SYN
INSULIN ASPART PROTAMINE HUMAN/INSULIN ASPART	INSULIN REG HUMAN SEMI-SYN
INSULIN DETEMIR	INSULIN ZINC BEEF
INSULIN GLULISINE	INSULIN ZINC EXTEND HUMAN REC
INSULIN LISPRO	INSULIN ZINC HUMAN REC
INSULIN LISPRO PROTAMINE & INSULIN LISPRO	INSULIN ZINC HUMAN SEMI-SYN
NDC Brand Name	
APIDRA	INSULIN LENTE PURIFIED PORK
APIDRA SOLOSTAR	INSULIN N PURIFIED PORK

Appendix A
Comedications

EXUBERA COMBINATION PACK 12	INSULIN NPH BEEF
EXUBERA COMBINATION PACK 15	INSULIN NPH PURIFIED PORK
EXUBERA KIT	INSULIN R PORK PURIFIED
EXUBERA PATIENT PACK	INSULIN R PURIFIED PORK
HUMALOG	INSULIN REGULAR PORK
HUMALOG MIX 50-50	INSULIN REGULAR PURIFIED PORK
HUMALOG MIX 50/50	ISOPHANE INSULIN BEEF
HUMALOG MIX 75-25	ISOPHANE PURIFIED BEEF INSULIN
HUMULIN 50-50	LANTUS
HUMULIN 70-30	LANTUS SOLOSTAR
HUMULIN 70/30	LENTE INSULIN BEEF
HUMULIN 70/30 KWIKPEN	LEVEMIR
HUMULIN BR	LEVEMIR FLEXPEN
HUMULIN L	LEVEMIR FLEXTOUCH
HUMULIN N	MONOTARD HUMAN LENTE
HUMULIN N KWIKPEN	NOVOLIN 70-30
HUMULIN R	NOVOLIN 70-30 INNOLET
HUMULIN U	NOVOLIN 70/30
ILETIN I LENTE	NOVOLIN L
ILETIN I NPH	NOVOLIN N
ILETIN I REGULAR	NOVOLIN N INNOLET
ILETIN I SEMILENTE	NOVOLIN R
ILETIN I ULTRALENTE	NOVOLOG
ILETIN II LENTE(BEEF)	NOVOLOG FLEXPEN
ILETIN II LENTE(PORK)	NOVOLOG MIX 70-30
ILETIN II NPH(BEEF)	NOVOLOG MIX 70-30 FLEXPEN
ILETIN II NPH(PORK)	PROTAMINE ZINC INSULIN BEEF
ILETIN II REGULAR(BEEF)	PURIFIED BEEF INSULIN ZINC
ILETIN II REGULAR(PORK)	PURIFIED PORK INSULIN
ILETIN II REGULAR(PORK)CONC	VELOSULIN HUMAN
INSULATARD HUMAN N	VELOSULIN HUMAN BR
INSULATARD N	VELOSULIN HUMAN R
INSULATARD NPH HUMAN	VELOSULIN R
INSULIN L PURIFIED PORK	ZINC
INSULIN LENTE BEEF	

Antidepressants

HCPCS	
J1320	
NDC Generic Name	
AMITRIPTYLINE HCL	IMIPRAMINE HCL
AMITRIPTYLINE HCL/CHLORDIAZEPOXIDE	IMIPRAMINE PAMOATE
AMOXAPINE	ISOCARBOXAZID
BUPROPION HBR	LEVOMILNACIPRAN HYDROCHLORIDE
BUPROPION HCL	MAPROTIline HCL
BUPROPION HCL/DIETARY SUPPLEMENT,MISC COMB15	MIRTAZAPINE
BUPROPION HCL/DIETARY SUPPLEMENT,MISC COMB16	NEFAZODONE HCL
CITALOPRAM HYDROBROMIDE	NORTRIPTYLINE HCL
CLOMIPRAMINE HCL	OLANZAPINE/FLUOXETINE HCL
DESIPRAMINE HCL	PAROXETINE HCL
DESVENLAFAXINE	PAROXETINE MESYLATE
DESVENLAFAXINE FUMARATE	PERPHENAZINE/AMITRIPTYLINE HCL
DESVENLAFAXINE SUCCINATE	PHENELZINE SULFATE
DOXEPIN HCL	PROTRIPTYLINE HCL
DULOXETINE HCL	SERTRALINE HCL
ESCITALOPRAM OXALATE	TRAZODONE HCL
FLUOXETINE	TRAZODONE HCL/DIETARY SUPPLEMENT,MISC.COMB08
FLUOXETINE HCL	TRIMIPRAMINE MALEATE
FLUOXETINE HCL/DIETARY SUPPLEMENT,MISC COMB17	VENLAFAXINE HCL
FLUOXETINE HCL/DIETARY SUPPLEMENT,MISC.COMB08	VILAZODONE HYDROCHLORIDE
FLUVOXAMINE MALEATE	VORTIOXETINE HYDROBROMIDE
NDC Brand Name	
ADAPIN	LIMBITROL DS
AMITID	LUDIOMIL
AMITRIPTYLINE HCL	LUVOX
AMITRIPTYLINE W/PERPHENAZINE	LUVOX CR
AMITRIPTYLINE-CHLORDIAZEPOXIDE	MAPROTIline HCL
AMITRIPTYLINE-PERPHENAZINE	MARPLAN

Appendix A
Comedications

AMITRIPTYLINE/CHLORDIAZEPOXIDE	MIRTAZAPINE
AMOXAPINE	MIRTAZAPINE ANHYDROUS
ANAFRANIL	NARDIL
APLENZIN	NEFAZODONE HCL
APPBUTAMONE	NORFRANIL
APPBUTAMONE-D	NORPRAMIN
ASENDIN	NORTRIPTYLINE HCL
AVENTYL HCL	OLANZAPINE-FLUOXETINE HCL
BRINTELLIX	OLEPTRO ER
BRISDELLE	PAMELOR
BUDEPRION SR	PAROXETINE HCL
BUDEPRION XL	PAXIL
BUPROBAN	PAXIL CR
BUPROPION HCL	PER-TRIP
BUPROPION HCL ER	PERPHENAZINE-AMITRIPTYLINE
BUPROPION HCL SR	PEXEVA
BUPROPION XL	PHENELZINE SULFATE
CELEXA	PRISTIQ ER
CHLORDIAZEPOXIDE-AMITRIPTYLINE	PROTRIPTYLINE HCL
CITALOPRAM	PROZAC
CITALOPRAM HBR	PROZAC WEEKLY
CLOMIPRAMINE HCL	PRUDOXIN
CYMBALTA	Q.E.L
DECONIL	RAPIFLUX
DESIPRAMINE HCL	RE-LIVE
DESVENLAFAXINE ER	REMERON
DESVENLAFAXINE FUMARATE ER	SARAFEM
DESYREL	SELFEMRA
DOXEPIN HCL	SENTROXATINE
DULOXETINE HCL	SERTRALINE HCL
E-VILL 10	SERZONE
E-VILL 100	SILENOR
E-VILL 25	SINEQUAN
E-VILL 50	SK-AMITRIPTYLINE
E-VILL 75	SK-PRAMINE
EFFEXOR	STABANIL
EFFEXOR XR	SURMONTIL
ELAVIL	SYMBYAX
EMITRIP	TOFRANIL
ENDEP	TOFRANIL-PM
ENOVIL	TRAZAMINE
ESCITALOPRAM OXALATE	TRAZODONE HCL
ETNOFRIL	TRIAVIL 10-2
ETRAFON 2-10	TRIAVIL 2-10
ETRAFON 2-25	TRIAVIL 2-25
ETRAFON A 4-10	TRIAVIL 25-2
ETRAFON FORTE 4-25	TRIAVIL 25-4
FETZIMA	TRIAVIL 4-10
FLUOXETINE DR	TRIAVIL 4-25
FLUOXETINE HCL	TRIAVIL 4-50
FLUVOXAMINE MALEATE	TRIMIPRAMINE MALEATE
FLUVOXAMINE MALEATE ER	VANATRIP
FORFIVO XL	VENLAFAXINE HCL
GABOXETINE	VENLAFAXINE HCL ER
IMAVATE	VIIBRYD
IMIPRAMINE HCL	VIVACTIL
IMIPRAMINE PAMOATE	WELLBUTRIN
JANIMINE	WELLBUTRIN SR
KENVIL	WELLBUTRIN XL
KHEDEZLA	ZOLOFT
LEXAPRO	ZONALON
LIMBITROL	ZYBAN

Appendix A Comorbid conditions

Atrial Fibrillation

ICD10 Dx	ICD9 Dx	LongDeslCD10	LongDeslCD9
I480	42731	Paroxysmal atrial fibrillation	ATRIAL FIBRILLATION
I481		Persistent atrial fibrillation	
I482		Chronic atrial fibrillation	
I4891		Unspecified atrial fibrillation	

Coronary Artery Disease

ICD10 Dx	ICD9 Dx	LongDeslCD10	LongDeslCD9
I200	410	Unstable angina	ACUTE MYOCARDIAL INFARCTION
I201	4100	Angina pectoris with documented spasm	ACUTE MYOCARDIAL INFARCTION OF ANTEROLATERAL WALL
I208	41000	Other forms of angina pectoris	ACUTE MYOCARDIAL INFARCTION OF ANTEROLATERAL WALL EPISODE OF CARE UNSPECIFIED
I209	41001	Angina pectoris, unspecified	ACUTE MYOCARDIAL INFARCTION OF ANTEROLATERAL WALL INITIAL EPISODE OF CARE
I2101	4101	ST elevation (STEMI) myocardial infarction involving left main coronary artery	ACUTE MYOCARDIAL INFARCTION OF OTHER ANTERIOR WALL
I2102	41010	ST elevation (STEMI) myocardial infarction involving left anterior descending coronary artery	ACUTE MYOCARDIAL INFARCTION OF OTHER ANTERIOR WALL EPISODE OF CARE UNSPECIFIED
I2109	41011	ST elevation (STEMI) myocardial infarction involving other coronary artery of anterior wall	ACUTE MYOCARDIAL INFARCTION OF OTHER ANTERIOR WALL INITIAL EPISODE OF CARE
I2111	4102	ST elevation (STEMI) myocardial infarction involving right coronary artery	ACUTE MYOCARDIAL INFARCTION OF INFEROLATERAL WALL
I2119	41020	ST elevation (STEMI) myocardial infarction involving other coronary artery of inferior wall	ACUTE MYOCARDIAL INFARCTION OF INFEROLATERAL WALL EPISODE OF CARE UNSPECIFIED
I2121	41021	ST elevation (STEMI) myocardial infarction involving left circumflex coronary artery	ACUTE MYOCARDIAL INFARCTION OF INFEROLATERAL WALL INITIAL EPISODE OF CARE
I2129	4103	ST elevation (STEMI) myocardial infarction involving other sites	ACUTE MYOCARDIAL INFARCTION OF INFEROPOSTERIOR WALL
I213	41030	ST elevation (STEMI) myocardial infarction of unspecified site	ACUTE MYOCARDIAL INFARCTION OF INFEROPOSTERIOR WALL EPISODE OF CARE UNSPECIFIED
I214	41031	Non-ST elevation (NSTEMI) myocardial infarction	ACUTE MYOCARDIAL INFARCTION OF INFEROPOSTERIOR WALL INITIAL EPISODE OF CARE
I220	4104	Subsequent ST elevation (STEMI) myocardial infarction of anterior wall	ACUTE MYOCARDIAL INFARCTION OF OTHER INFERIOR WALL
I221	41040	Subsequent ST elevation (STEMI) myocardial infarction of inferior wall	ACUTE MYOCARDIAL INFARCTION OF OTHER INFERIOR WALL EPISODE OF CARE UNSPECIFIED
I222	41041	Subsequent non-ST elevation (NSTEMI) myocardial infarction	ACUTE MYOCARDIAL INFARCTION OF OTHER INFERIOR WALL INITIAL EPISODE OF CARE
I228	4105	Subsequent ST elevation (STEMI) myocardial infarction of other sites	ACUTE MYOCARDIAL INFARCTION OF OTHER LATERAL WALL
I229	41050	Subsequent ST elevation (STEMI) myocardial infarction of unspecified site	ACUTE MYOCARDIAL INFARCTION OF OTHER LATERAL WALL EPISODE OF CARE UNSPECIFIED
I240	41051	Acute coronary thrombosis not resulting in myocardial infarction	ACUTE MYOCARDIAL INFARCTION OF OTHER LATERAL WALL INITIAL EPISODE OF CARE
I241	4106	Dressler's syndrome	TRUE POSTERIOR WALL INFARCTION
I248	41060	Other forms of acute ischemic heart disease	TRUE POSTERIOR WALL INFARCTION EPISODE OF CARE UNSPECIFIED
I249	41061	Acute ischemic heart disease, unspecified	TRUE POSTERIOR WALL INFARCTION INITIAL EPISODE OF CARE
I2510	4107	Atherosclerotic heart disease of native coronary artery without angina pectoris	SUBENDOCARDIAL INFARCTION
I25110	41070	Atherosclerotic heart disease of native coronary artery with unstable angina pectoris	SUBENDOCARDIAL INFARCTION EPISODE OF CARE UNSPECIFIED
I25111	41071	Atherosclerotic heart disease of native coronary artery with angina pectoris with documented spasm	SUBENDOCARDIAL INFARCTION INITIAL EPISODE OF CARE
I25118	4108	Atherosclerotic heart disease of native coronary artery with other forms of angina pectoris	ACUTE MYOCARDIAL INFARCTION OF OTHER SPECIFIED SITES
I25119	41080	Atherosclerotic heart disease of native coronary artery with unspecified angina pectoris	ACUTE MYOCARDIAL INFARCTION OF OTHER SPECIFIED SITES EPISODE OF CARE UNSPECIFIED

Appendix A
Comorbid conditions

I252	41081	Old myocardial infarction	ACUTE MYOCARDIAL INFARCTION OF OTHER SPECIFIED SITES INITIAL EPISODE OF CARE
I253	4109	Aneurysm of heart	ACUTE MYOCARDIAL INFARCTION OF UNSPECIFIED SITE
I2541	41090	Coronary artery aneurysm	ACUTE MYOCARDIAL INFARCTION OF UNSPECIFIED SITE EPISODE OF CARE UNSPECIFIED
I2542	41091	Coronary artery dissection	ACUTE MYOCARDIAL INFARCTION OF UNSPECIFIED SITE INITIAL EPISODE OF CARE
I255	411	Ischemic cardiomyopathy	OTHER ACUTE AND SUBACUTE FORMS OF ISCHEMIC HEART DISEASE
I256	4110	Silent myocardial ischemia	POSTMYOCARDIAL INFARCTION SYNDROME
I25700	4111	Atherosclerosis of coronary artery bypass graft(s), unspecified, with unstable angina pectoris	INTERMEDIATE CORONARY SYNDROME
I25701	4118	Atherosclerosis of coronary artery bypass graft(s), unspecified, with angina pectoris with documented spasm	OTHER ACUTE AND SUBACUTE FORMS OF ISCHEMIC HEART DISEASE
I25708	41181	Atherosclerosis of coronary artery bypass graft(s), unspecified, with other forms of angina pectoris	ACUTE CORONARY OCCLUSION WITHOUT MYOCARDIAL INFARCTION
I25709	41189	Atherosclerosis of coronary artery bypass graft(s), unspecified, with unspecified angina pectoris	OTHER ACUTE AND SUBACUTE FORMS OF ISCHEMIC HEART DISEASE OTHER
I25710	412	Atherosclerosis of autologous vein coronary artery bypass graft(s) with unstable angina pectoris	OLD MYOCARDIAL INFARCTION
I25711	413	Atherosclerosis of autologous vein coronary artery bypass graft(s) with angina pectoris with documented spasm	ANGINA PECTORIS
I25718	4130	Atherosclerosis of autologous vein coronary artery bypass graft(s) with other forms of angina pectoris	ANGINA DECUBITUS
I25719	4131	Atherosclerosis of autologous vein coronary artery bypass graft(s) with unspecified angina pectoris	PRINZMETAL ANGINA
I25720	4139	Atherosclerosis of autologous artery coronary artery bypass graft(s) with unstable angina pectoris	OTHER AND UNSPECIFIED ANGINA PECTORIS
I25721	414	Atherosclerosis of autologous artery coronary artery bypass graft(s) with angina pectoris with documented spasm	OTHER FORMS OF CHRONIC ISCHEMIC HEART DISEASE
I25728	4140	Atherosclerosis of autologous artery coronary artery bypass graft(s) with other forms of angina pectoris	CORONARY ATHEROSCLEROSIS
I25729	41400	Atherosclerosis of autologous artery coronary artery bypass graft(s) with unspecified angina pectoris	CORONARY ATHEROSCLEROSIS OF UNSPECIFIED TYPE OF VESSEL NATIVE OR GRAFT
I25730	41402	Atherosclerosis of nonautologous biological coronary artery bypass graft(s) with unstable angina pectoris	CORONARY ATHEROSCLEROSIS OF AUTOLOGOUS VEIN BYPASS GRAFT
I25731	41403	Atherosclerosis of nonautologous biological coronary artery bypass graft(s) with angina pectoris with documented spasm	CORONARY ATHEROSCLEROSIS OF NONAUTOLOGOUS BIOLOGICAL BYPASS GRAFT
I25738	41404	Atherosclerosis of nonautologous biological coronary artery bypass graft(s) with other forms of angina pectoris	CORONARY ATHEROSCLEROSIS OF ARTERY BYPASS GRAFT
I25739	41405	Atherosclerosis of nonautologous biological coronary artery bypass graft(s) with unspecified angina pectoris	CORONARY ATHEROSCLEROSIS OF UNSPECIFIED BYPASS GRAFT
I25750	41406	Atherosclerosis of native coronary artery of transplanted heart with unstable angina	CORONARY ATHEROSCLEROSIS OF NATIVE CORONARY ARTERY OF TRANSPLANTED HEART
I25751	41407	Atherosclerosis of native coronary artery of transplanted heart with angina pectoris with documented spasm	CORONARY ATHEROSCLEROSIS OF BYPASS GRAFT (ARTERY) (VEIN) OF TRANSPLANTED HEART
I25758	4141	Atherosclerosis of native coronary artery of transplanted heart with other forms of angina pectoris	ANEURYSM AND DISSECTION OF HEART
I25759	41410	Atherosclerosis of native coronary artery of transplanted heart with unspecified angina pectoris	ANEURYSM OF HEART (WALL)
I25760	41411	Atherosclerosis of bypass graft of coronary artery of transplanted heart with unstable angina	ANEURYSM OF CORONARY VESSELS
I25761	41412	Atherosclerosis of bypass graft of coronary artery of transplanted heart with angina pectoris with documented spasm	DISSECTION OF CORONARY ARTERY
I25768	41419	Atherosclerosis of bypass graft of coronary artery of transplanted heart with other forms of angina pectoris	OTHER ANEURYSM OF HEART
I25769	4142	Atherosclerosis of bypass graft of coronary artery of transplanted heart with unspecified angina pectoris	CHRONIC TOTAL OCCLUSION OF CORONARY ARTERY

Appendix A
Comorbid conditions

I25790	4143	Atherosclerosis of other coronary artery bypass graft(s) with unstable angina pectoris	CORONARY ATHEROSCLEROSIS DUE TO LIPID RICH PLAQUE
I25791	4144	Atherosclerosis of other coronary artery bypass graft(s) with angina pectoris with documented spasm	CORONARY ATHEROSCLEROSIS DUE TO CALCIFIED CORONARY LESION
I25798	4148	Atherosclerosis of other coronary artery bypass graft(s) with other forms of angina pectoris	OTHER SPECIFIED FORMS OF CHRONIC ISCHEMIC HEART DISEASE
I25799	4149	Atherosclerosis of other coronary artery bypass graft(s) with unspecified angina pectoris	CHRONIC ISCHEMIC HEART DISEASE UNSPECIFIED
I25810	4292	Atherosclerosis of coronary artery bypass graft(s) without angina pectoris	CARDIOVASCULAR DISEASE UNSPECIFIED
I25811	4409	Atherosclerosis of native coronary artery of transplanted heart without angina pectoris	GENERALIZED AND UNSPECIFIED ATHEROSCLEROSIS
I25812		Atherosclerosis of bypass graft of coronary artery of transplanted heart without angina pectoris	
I2582		Chronic total occlusion of coronary artery	
I2583		Coronary atherosclerosis due to lipid rich plaque	
I2584		Coronary atherosclerosis due to calcified coronary lesion	
I2589		Other forms of chronic ischemic heart disease	
I259		Chronic ischemic heart disease, unspecified	
I7090		Unspecified atherosclerosis	
I7091		Generalized atherosclerosis	

Heart Failure

ICD10 Dx	ICD9 Dx	LongDesICD10	LongDesICD9
I0981	39891	Rheumatic heart failure	RHEUMATIC HEART FAILURE (CONGESTIVE)
I110	40201	Hypertensive heart disease with heart failure	MALIGNANT HYPERTENSIVE HEART DISEASE WITH HEART FAILURE
I130	40211	Hypertensive heart and chronic kidney disease with heart failure and stage 1 through stage 4 chronic kidney disease, or unspecified chronic kidney disease	BENIGN HYPERTENSIVE HEART DISEASE WITH HEART FAILURE
I132	40291	Hypertensive heart and chronic kidney disease with heart failure and with stage 5 chronic kidney disease, or end stage renal disease	UNSPECIFIED HYPERTENSIVE HEART DISEASE WITH HEART FAILURE
I501	40401	Left ventricular failure	HYPERTENSIVE HEART AND CHRONIC KIDNEY DISEASE MALIGNANT WITH HEART FAILURE WITH CHRONIC KIDNEY DISEASE STAGE I THROUGH STAGE IV OR UNSPECIFIED
I5020	40403	Unspecified systolic (congestive) heart failure	HYPERTENSIVE HEART AND CHRONIC KIDNEY DISEASE MALIGNANT WITH HEART FAILURE WITH CHRONIC KIDNEY DISEASE STAGE V OR END STAGE RENAL DISEASE
I5021	40411	Acute systolic (congestive) heart failure	HYPERTENSIVE HEART AND CHRONIC KIDNEY DISEASE BENIGN WITH HEART FAILURE WITH CHRONIC KIDNEY DISEASE STAGE I THROUGH STAGE IV OR UNSPECIFIED
I5022	40413	Chronic systolic (congestive) heart failure	HYPERTENSIVE HEART AND CHRONIC KIDNEY DISEASE BENIGN WITH HEART FAILURE WITH CHRONIC KIDNEY DISEASE STAGE V OR END STAGE RENAL DISEASE
I5023	40491	Acute on chronic systolic (congestive) heart failure	HYPERTENSIVE HEART AND CHRONIC KIDNEY DISEASE UNSPECIFIED WITH HEART FAILURE WITH CHRONIC KIDNEY DISEASE STAGE I THROUGH STAGE IV OR UNSPECIFIED
I5030	40493	Unspecified diastolic (congestive) heart failure	HYPERTENSIVE HEART AND CHRONIC KIDNEY DISEASE UNSPECIFIED WITH HEART FAILURE WITH CHRONIC KIDNEY DISEASE STAGE V OR END STAGE RENAL DISEASE
I5031	428	Acute diastolic (congestive) heart failure	HEART FAILURE
I5032	4280	Chronic diastolic (congestive) heart failure	CONGESTIVE HEART FAILURE UNSPECIFIED
I5033	4281	Acute on chronic diastolic (congestive) heart failure	LEFT HEART FAILURE
I5040	4282	Unspecified combined systolic (congestive) and diastolic (congestive) heart failure	SYSTOLIC HEART FAILURE
I5041	42820	Acute combined systolic (congestive) and diastolic (congestive) heart failure	UNSPECIFIED SYSTOLIC HEART FAILURE
I5042	42821	Chronic combined systolic (congestive) and diastolic (congestive) heart failure	ACUTE SYSTOLIC HEART FAILURE
I5043	42822	Acute on chronic combined systolic (congestive) and diastolic (congestive) heart failure	CHRONIC SYSTOLIC HEART FAILURE

Appendix A
Comorbid conditions

I509	42823	Heart failure, unspecified	ACUTE ON CHRONIC SYSTOLIC HEART FAILURE
Stroke or TIA			
ICD10 Dx	ICD9 Dx	LongDesiCD10	LongDesiCD9
I6302	43301	Cerebral infarction due to thrombosis of basilar artery	Occlusion and stenosis of basilar artery with cerebral infarction
I6312	43301	Cerebral infarction due to embolism of basilar artery	Occlusion and stenosis of basilar artery with cerebral infarction
I6322	43301	Cerebral infarction due to unspecified occlusion or stenosis of basilar arteries	Occlusion and stenosis of basilar artery with cerebral infarction
I63031	43311	Cerebral infarction due to thrombosis of right carotid artery	Occlusion and stenosis of carotid artery with cerebral infarction
I63032	43311	Cerebral infarction due to thrombosis of left carotid artery	Occlusion and stenosis of carotid artery with cerebral infarction
I63033	43311	Cerebral infarction due to thrombosis of bilateral carotid arteries	Occlusion and stenosis of carotid artery with cerebral infarction
I63039	43311	Cerebral infarction due to thrombosis of unspecified carotid artery	Occlusion and stenosis of carotid artery with cerebral infarction
I63131	43311	Cerebral infarction due to embolism of right carotid artery	Occlusion and stenosis of carotid artery with cerebral infarction
I63132	43311	Cerebral infarction due to embolism of left carotid artery	Occlusion and stenosis of carotid artery with cerebral infarction
I63133	43311	Cerebral infarction due to embolism of bilateral carotid arteries	Occlusion and stenosis of carotid artery with cerebral infarction
I63139	43311	Cerebral infarction due to embolism of unspecified carotid artery	Occlusion and stenosis of carotid artery with cerebral infarction
I63231	43311	Cerebral infarction due to unspecified occlusion or stenosis of right carotid arteries	Occlusion and stenosis of carotid artery with cerebral infarction
I63232	43311	Cerebral infarction due to unspecified occlusion or stenosis of left carotid arteries	Occlusion and stenosis of carotid artery with cerebral infarction
I63233	43311	Cerebral infarction due to unspecified occlusion or stenosis of bilateral carotid arteries	Occlusion and stenosis of carotid artery with cerebral infarction
I63239	43311	Cerebral infarction due to unspecified occlusion or stenosis of unspecified carotid arteries	Occlusion and stenosis of carotid artery with cerebral infarction
I63011	43321	Cerebral infarction due to thrombosis of right vertebral artery	Occlusion and stenosis of vertebral artery with cerebral infarction
I63012	43321	Cerebral infarction due to thrombosis of left vertebral artery	Occlusion and stenosis of vertebral artery with cerebral infarction
I63013	43321	Cerebral infarction due to thrombosis of bilateral vertebral arteries	Occlusion and stenosis of vertebral artery with cerebral infarction
I63019	43321	Cerebral infarction due to thrombosis of unspecified vertebral artery	Occlusion and stenosis of vertebral artery with cerebral infarction
I63111	43321	Cerebral infarction due to embolism of right vertebral artery	Occlusion and stenosis of vertebral artery with cerebral infarction
I63112	43321	Cerebral infarction due to embolism of left vertebral artery	Occlusion and stenosis of vertebral artery with cerebral infarction
I63113	43321	Cerebral infarction due to embolism of bilateral vertebral arteries	Occlusion and stenosis of vertebral artery with cerebral infarction
I63119	43321	Cerebral infarction due to embolism of unspecified vertebral artery	Occlusion and stenosis of vertebral artery with cerebral infarction
I63211	43321	Cerebral infarction due to unspecified occlusion or stenosis of right vertebral arteries	Occlusion and stenosis of vertebral artery with cerebral infarction
I63212	43321	Cerebral infarction due to unspecified occlusion or stenosis of left vertebral arteries	Occlusion and stenosis of vertebral artery with cerebral infarction
I63213	43321	Cerebral infarction due to unspecified occlusion or stenosis of bilateral vertebral arteries	Occlusion and stenosis of vertebral artery with cerebral infarction
I63219	43321	Cerebral infarction due to unspecified occlusion or stenosis of unspecified vertebral arteries	Occlusion and stenosis of vertebral artery with cerebral infarction
I6359	43331	Cerebral infarction due to unspecified occlusion or stenosis of other cerebral artery	Occlusion and stenosis of multiple and bilateral precerebral arteries with cerebral infarction
I6309	43381	Cerebral infarction due to thrombosis of other precerebral artery	Occlusion and stenosis of other specified precerebral artery with cerebral infarction

Appendix A
Comorbid conditions

I6319	43381	Cerebral infarction due to embolism of other precerebral artery	Occlusion and stenosis of other specified precerebral artery with cerebral infarction
I6359	43381	Cerebral infarction due to unspecified occlusion or stenosis of other cerebral artery	Occlusion and stenosis of other specified precerebral artery with cerebral infarction
I6300	43391	Cerebral infarction due to thrombosis of unspecified precerebral artery	Occlusion and stenosis of unspecified precerebral artery with cerebral infarction
I6310	43391	Cerebral infarction due to embolism of unspecified precerebral artery	Occlusion and stenosis of unspecified precerebral artery with cerebral infarction
I6320	43391	Cerebral infarction due to unspecified occlusion or stenosis of unspecified precerebral arteries	Occlusion and stenosis of unspecified precerebral artery with cerebral infarction
I6329	43391	Cerebral infarction due to unspecified occlusion or stenosis of other precerebral arteries	Occlusion and stenosis of unspecified precerebral artery with cerebral infarction
I6330	43401	Cerebral infarction due to thrombosis of unspecified cerebral artery	Cerebral thrombosis with cerebral infarction
I63311	43401	Cerebral infarction due to thrombosis of right middle cerebral artery	Cerebral thrombosis with cerebral infarction
I63312	43401	Cerebral infarction due to thrombosis of left middle cerebral artery	Cerebral thrombosis with cerebral infarction
I63313	43401	Cerebral infarction due to thrombosis of bilateral middle cerebral arteries	Cerebral thrombosis with cerebral infarction
I63319	43401	Cerebral infarction due to thrombosis of unspecified middle cerebral artery	Cerebral thrombosis with cerebral infarction
I63321	43401	Cerebral infarction due to thrombosis of right anterior cerebral artery	Cerebral thrombosis with cerebral infarction
I63322	43401	Cerebral infarction due to thrombosis of left anterior cerebral artery	Cerebral thrombosis with cerebral infarction
I63323	43401	Cerebral infarction due to thrombosis of bilateral anterior arteries	Cerebral thrombosis with cerebral infarction
I63329	43401	Cerebral infarction due to thrombosis of unspecified anterior cerebral artery	Cerebral thrombosis with cerebral infarction
I63331	43401	Cerebral infarction due to thrombosis of right posterior cerebral artery	Cerebral thrombosis with cerebral infarction
I63332	43401	Cerebral infarction due to thrombosis of left posterior cerebral artery	Cerebral thrombosis with cerebral infarction
I63333	43401	Cerebral infarction to thrombosis of bilateral posterior arteries	Cerebral thrombosis with cerebral infarction
I63339	43401	Cerebral infarction due to thrombosis of unspecified posterior cerebral artery	Cerebral thrombosis with cerebral infarction
I63341	43401	Cerebral infarction due to thrombosis of right cerebellar artery	Cerebral thrombosis with cerebral infarction
I63342	43401	Cerebral infarction due to thrombosis of left cerebellar artery	Cerebral thrombosis with cerebral infarction
I63343	43401	Cerebral infarction to thrombosis of bilateral cerebellar arteries	Cerebral thrombosis with cerebral infarction
I63349	43401	Cerebral infarction due to thrombosis of unspecified cerebellar artery	Cerebral thrombosis with cerebral infarction
I6339	43401	Cerebral infarction due to thrombosis of other cerebral artery	Cerebral thrombosis with cerebral infarction
I636	43401	Cerebral infarction due to cerebral venous thrombosis, nonpyogenic	Cerebral thrombosis with cerebral infarction
I6340	43411	Cerebral infarction due to embolism of unspecified cerebral artery	Cerebral embolism with cerebral infarction
I63411	43411	Cerebral infarction due to embolism of right middle cerebral artery	Cerebral embolism with cerebral infarction
I63412	43411	Cerebral infarction due to embolism of left middle cerebral artery	Cerebral embolism with cerebral infarction
I63413	43411	Cerebral infarction due to embolism of bilateral middle cerebral arteries	Cerebral embolism with cerebral infarction
I63419	43411	Cerebral infarction due to embolism of unspecified middle cerebral artery	Cerebral embolism with cerebral infarction
I63421	43411	Cerebral infarction due to embolism of right anterior cerebral artery	Cerebral embolism with cerebral infarction

Appendix A
Comorbid conditions

I639	43491	Cerebral infarction, unspecified	Cerebral artery occlusion, unspecified with cerebral infarction
I6789	436	Other cerebrovascular disease	Acute, but ill-defined, cerebrovascular disease
I6781	4371	Acute cerebrovascular insufficiency	Other generalized ischemic cerebrovascular disease
I6782	4371	Cerebral ischemia	Other generalized ischemic cerebrovascular disease
I6789	4371	Other cerebrovascular disease	Other generalized ischemic cerebrovascular disease
I679	4379	Cerebrovascular disease, unspecified	Unspecified cerebrovascular disease
ICD10 Dx	ICD9 Dx	LongDesICD10	LongDesICD9
I6000	430	Nontraumatic subarachnoid hemorrhage from unspecified carotid siphon and bifurcation	Subarachnoid hemorrhage
I6001	430	Nontraumatic subarachnoid hemorrhage from right carotid siphon and bifurcation	Subarachnoid hemorrhage
I6002	430	Nontraumatic subarachnoid hemorrhage from left carotid siphon and bifurcation	Subarachnoid hemorrhage
I6010	430	Nontraumatic subarachnoid hemorrhage from unspecified middle cerebral artery	Subarachnoid hemorrhage
I6011	430	Nontraumatic subarachnoid hemorrhage from right middle cerebral artery	Subarachnoid hemorrhage
I6012	430	Nontraumatic subarachnoid hemorrhage from left middle cerebral artery	Subarachnoid hemorrhage
I602	430	Nontraumatic subarachnoid hemorrhage from anterior communicating artery	Subarachnoid hemorrhage
I6030	430	Nontraumatic subarachnoid hemorrhage from unspecified posterior communicating artery	Subarachnoid hemorrhage
I6031	430	Nontraumatic subarachnoid hemorrhage from right posterior communicating artery	Subarachnoid hemorrhage
I6032	430	Nontraumatic subarachnoid hemorrhage from left posterior communicating artery	Subarachnoid hemorrhage
I604	430	Nontraumatic subarachnoid hemorrhage from basilar artery	Subarachnoid hemorrhage
I6050	430	Nontraumatic subarachnoid hemorrhage from unspecified vertebral artery	Subarachnoid hemorrhage
I6051	430	Nontraumatic subarachnoid hemorrhage from right vertebral artery	Subarachnoid hemorrhage
I6052	430	Nontraumatic subarachnoid hemorrhage from left vertebral artery	Subarachnoid hemorrhage
I606	430	Nontraumatic subarachnoid hemorrhage from other intracranial arteries	Subarachnoid hemorrhage
I607	430	Nontraumatic subarachnoid hemorrhage from unspecified intracranial artery	Subarachnoid hemorrhage
I608	430	Other nontraumatic subarachnoid hemorrhage	Subarachnoid hemorrhage
I609	430	Nontraumatic subarachnoid hemorrhage, unspecified	Subarachnoid hemorrhage
I610	431	Nontraumatic intracerebral hemorrhage in hemisphere, subcortical	Intracerebral hemorrhage
I611	431	Nontraumatic intracerebral hemorrhage in hemisphere, cortical	Intracerebral hemorrhage
I612	431	Nontraumatic intracerebral hemorrhage in hemisphere, unspecified	Intracerebral hemorrhage
I613	431	Nontraumatic intracerebral hemorrhage in brain stem	Intracerebral hemorrhage
I614	431	Nontraumatic intracerebral hemorrhage in cerebellum	Intracerebral hemorrhage
I615	431	Nontraumatic intracerebral hemorrhage, intraventricular	Intracerebral hemorrhage
I616	431	Nontraumatic intracerebral hemorrhage, multiple localized	Intracerebral hemorrhage
I618	431	Other nontraumatic intracerebral hemorrhage	Intracerebral hemorrhage
I619	431	Nontraumatic intracerebral hemorrhage, unspecified	Intracerebral hemorrhage
I621	4320	Nontraumatic extradural hemorrhage	Nontraumatic extradural hemorrhage
I6200	4321	Nontraumatic subdural hemorrhage, unspecified	Subdural hemorrhage
I6201	4321	Nontraumatic acute subdural hemorrhage	Subdural hemorrhage
I6202	4321	Nontraumatic subacute subdural hemorrhage	Subdural hemorrhage
I6203	4321	Nontraumatic chronic subdural hemorrhage	Subdural hemorrhage
I629	4329	Nontraumatic intracranial hemorrhage, unspecified	Unspecified intracranial hemorrhage
ICD10 Dx	ICD9 Dx	LongDesICD10	LongDesICD9

Appendix A
Comorbid conditions

Z8673	V1254	Personal history of transient ischemic attack (TIA), and cerebral infarction without residual deficits	Personal history of transient ischemic attack (TIA), and cerebral infarction without residual deficits
ICD10 Dx	ICD9 Dx	LongDesiCD10	LongDesiCD9
G450	435	Vertebro-basilar artery syndrome	TRANSIENT CEREBRAL ISCHEMIA
G451	4350	Carotid artery syndrome (hemispheric)	BASILAR ARTERY SYNDROME
G452	4351	Multiple and bilateral precerebral artery syndromes	VERTEBRAL ARTERY SYNDROME
G458	4352	Other transient cerebral ischemic attacks and related syndromes	SUBCLAVIAN STEAL SYNDROME
G459	4353	Transient cerebral ischemic attack, unspecified	VERTEBROBASILAR ARTERY SYNDROME
G460	4358	Middle cerebral artery syndrome	OTHER SPECIFIED TRANSIENT CEREBRAL ISCHEMIAS
G461	4359	Anterior cerebral artery syndrome	UNSPECIFIED TRANSIENT CEREBRAL ISCHEMIA
G462		Posterior cerebral artery syndrome	
I67841		Reversible cerebrovascular vasoconstriction syndrome	
I67848		Other cerebrovascular vasospasm and vasoconstriction	

Peripheral vascular disease

ICD10 Dx	ICD9 Dx	LongDesiCD10	LongDesiCD9
I70201	401	Unspecified atherosclerosis of native arteries of extremities, right leg	ESSENTIAL HYPERTENSION
I70202	4010	Unspecified atherosclerosis of native arteries of extremities, left leg	MALIGNANT ESSENTIAL HYPERTENSION
I70203	4011	Unspecified atherosclerosis of native arteries of extremities, bilateral legs	BENIGN ESSENTIAL HYPERTENSION
I70208	4019	Unspecified atherosclerosis of native arteries of extremities, other extremity	UNSPECIFIED ESSENTIAL HYPERTENSION
I70209	402	Unspecified atherosclerosis of native arteries of extremities, unspecified extremity	HYPERTENSIVE HEART DISEASE
I70211	4020	Atherosclerosis of native arteries of extremities with intermittent claudication, right leg	MALIGNANT HYPERTENSIVE HEART DISEASE
I70212	40200	Atherosclerosis of native arteries of extremities with intermittent claudication, left leg	MALIGNANT HYPERTENSIVE HEART DISEASE WITHOUT HEART FAILURE
I70213	40201	Atherosclerosis of native arteries of extremities with intermittent claudication, bilateral legs	MALIGNANT HYPERTENSIVE HEART DISEASE WITH HEART FAILURE
I70218	4021	Atherosclerosis of native arteries of extremities with intermittent claudication, other extremity	BENIGN HYPERTENSIVE HEART DISEASE
I70219	40210	Atherosclerosis of native arteries of extremities with intermittent claudication, unspecified extremity	BENIGN HYPERTENSIVE HEART DISEASE WITHOUT HEART FAILURE
I70221	40211	Atherosclerosis of native arteries of extremities with rest pain, right leg	BENIGN HYPERTENSIVE HEART DISEASE WITH HEART FAILURE
I70222	4029	Atherosclerosis of native arteries of extremities with rest pain, left leg	UNSPECIFIED HYPERTENSIVE HEART DISEASE
I70223	40290	Atherosclerosis of native arteries of extremities with rest pain, bilateral legs	UNSPECIFIED HYPERTENSIVE HEART DISEASE WITHOUT HEART FAILURE
I70228	40291	Atherosclerosis of native arteries of extremities with rest pain, other extremity	UNSPECIFIED HYPERTENSIVE HEART DISEASE WITH HEART FAILURE
I70229	403	Atherosclerosis of native arteries of extremities with rest pain, unspecified extremity	HYPERTENSIVE CHRONIC KIDNEY DISEASE
I70231	4030	Atherosclerosis of native arteries of right leg with ulceration of thigh	MALIGNANT HYPERTENSIVE KIDNEY DISEASE
I70232	40300	Atherosclerosis of native arteries of right leg with ulceration of calf	HYPERTENSIVE CHRONIC KIDNEY DISEASE MALIGNANT WITH CHRONIC KIDNEY DISEASE STAGE I THROUGH STAGE IV OR UNSPECIFIED
I70233	40301	Atherosclerosis of native arteries of right leg with ulceration of ankle	HYPERTENSIVE CHRONIC KIDNEY DISEASE MALIGNANT WITH CHRONIC KIDNEY DISEASE STAGE V OR END STAGE RENAL DISEASE
I70234	4031	Atherosclerosis of native arteries of right leg with ulceration of heel and midfoot	BENIGN HYPERTENSIVE KIDNEY DISEASE
I70235	40310	Atherosclerosis of native arteries of right leg with ulceration of other part of foot	HYPERTENSIVE KIDNEY DISEASE BENIGN WITH CHRONIC KIDNEY DISEASE STAGE I THROUGH STAGE IV OR UNSPECIFIED
I70238	40311	Atherosclerosis of native arteries of right leg with ulceration of other part of lower right leg	HYPERTENSIVE KIDNEY DISEASE BENIGN WITH CHRONIC KIDNEY DISEASE STAGE V OR END STAGE RENAL DISEASE

Appendix A
Comorbid conditions

I70239	4039	Atherosclerosis of native arteries of right leg with ulceration of unspecified site	UNSPECIFIED HYPERTENSIVE KIDNEY DISEASE
I70241	40390	Atherosclerosis of native arteries of left leg with ulceration of thigh	HYPERTENSIVE CHRONIC KIDNEY DISEASE UNSPECIFIED WITH CHRONIC KIDNEY DISEASE STAGE I THROUGH STAGE IV OR UNSPECIFIED
I70242	40391	Atherosclerosis of native arteries of left leg with ulceration of calf	HYPERTENSIVE CHRONIC KIDNEY DISEASE UNSPECIFIED WITH CHRONIC KIDNEY DISEASE STAGE V OR END STAGE RENAL DISEASE
I70243	404	Atherosclerosis of native arteries of left leg with ulceration of ankle	HYPERTENSIVE HEART AND CHRONIC KIDNEY DISEASE
I70244	4040	Atherosclerosis of native arteries of left leg with ulceration of heel and midfoot	MALIGNANT HYPERTENSIVE HEART AND KIDNEY DISEASE
I70245	40400	Atherosclerosis of native arteries of left leg with ulceration of other part of foot	HYPERTENSIVE HEART AND CHRONIC KIDNEY DISEASE MALIGNANT WITHOUT HEART FAILURE WITH CHRONIC KIDNEY DISEASE STAGE I THROUGH STAGE IV OR UNSPECIFIED
I70248	40401	Atherosclerosis of native arteries of left leg with ulceration of other part of lower left leg	HYPERTENSIVE HEART AND CHRONIC KIDNEY DISEASE MALIGNANT WITH HEART FAILURE WITH CHRONIC KIDNEY DISEASE STAGE I THROUGH STAGE IV OR UNSPECIFIED
I70249	40402	Atherosclerosis of native arteries of left leg with ulceration of unspecified site	HYPERTENSIVE HEART AND CHRONIC KIDNEY DISEASE MALIGNANT WITHOUT HEART FAILURE WITH CHRONIC KIDNEY DISEASE STAGE V OR END STAGE RENAL DISEASE
I7025	40403	Atherosclerosis of native arteries of other extremities with ulceration	HYPERTENSIVE HEART AND CHRONIC KIDNEY DISEASE MALIGNANT WITH HEART FAILURE WITH CHRONIC KIDNEY DISEASE STAGE V OR END STAGE RENAL DISEASE
I70261	4041	Atherosclerosis of native arteries of extremities with gangrene, right leg	BENIGN HYPERTENSIVE HEART AND KIDNEY DISEASE
I70262	40410	Atherosclerosis of native arteries of extremities with gangrene, left leg	HYPERTENSIVE HEART AND CHRONIC KIDNEY DISEASE BENIGN WITHOUT HEART FAILURE WITH CHRONIC KIDNEY DISEASE STAGE I THROUGH STAGE IV OR UNSPECIFIED
I70263	40411	Atherosclerosis of native arteries of extremities with gangrene, bilateral legs	HYPERTENSIVE HEART AND CHRONIC KIDNEY DISEASE BENIGN WITH HEART FAILURE WITH CHRONIC KIDNEY DISEASE STAGE I THROUGH STAGE IV OR UNSPECIFIED
I70268	40412	Atherosclerosis of native arteries of extremities with gangrene, other extremity	HYPERTENSIVE HEART AND CHRONIC KIDNEY DISEASE BENIGN WITHOUT HEART FAILURE WITH CHRONIC KIDNEY DISEASE STAGE V OR END STAGE RENAL DISEASE
I70269	40413	Atherosclerosis of native arteries of extremities with gangrene, unspecified extremity	HYPERTENSIVE HEART AND CHRONIC KIDNEY DISEASE BENIGN WITH HEART FAILURE WITH CHRONIC KIDNEY DISEASE STAGE V OR END STAGE RENAL DISEASE
I70291	4049	Other atherosclerosis of native arteries of extremities, right leg	UNSPECIFIED HYPERTENSIVE HEART AND KIDNEY DISEASE
I70292	40490	Other atherosclerosis of native arteries of extremities, left leg	HYPERTENSIVE HEART AND CHRONIC KIDNEY DISEASE UNSPECIFIED WITHOUT HEART FAILURE WITH CHRONIC KIDNEY DISEASE STAGE I THROUGH STAGE IV OR UNSPECIFIED
I70293	40491	Other atherosclerosis of native arteries of extremities, bilateral legs	HYPERTENSIVE HEART AND CHRONIC KIDNEY DISEASE UNSPECIFIED WITH HEART FAILURE WITH CHRONIC KIDNEY DISEASE STAGE I THROUGH STAGE IV OR UNSPECIFIED
I70298	40492	Other atherosclerosis of native arteries of extremities, other extremity	HYPERTENSIVE HEART AND CHRONIC KIDNEY DISEASE UNSPECIFIED WITHOUT HEART FAILURE WITH CHRONIC KIDNEY DISEASE STAGE V OR END STAGE RENAL DISEASE
I70299	40493	Other atherosclerosis of native arteries of extremities, unspecified extremity	HYPERTENSIVE HEART AND CHRONIC KIDNEY DISEASE UNSPECIFIED WITH HEART FAILURE WITH CHRONIC KIDNEY DISEASE STAGE V OR END STAGE RENAL DISEASE
I70301	405	Unspecified atherosclerosis of unspecified type of bypass graft(s) of the extremities, right leg	SECONDARY HYPERTENSION
I70302	4050	Unspecified atherosclerosis of unspecified type of bypass graft(s) of the extremities, left leg	MALIGNANT SECONDARY HYPERTENSION
I70303	40501	Unspecified atherosclerosis of unspecified type of bypass graft(s) of the extremities, bilateral legs	MALIGNANT RENOVASCULAR HYPERTENSION
I70308	40509	Unspecified atherosclerosis of unspecified type of bypass graft(s) of the extremities, other extremity	OTHER MALIGNANT SECONDARY HYPERTENSION

Appendix A
Comorbid conditions

I70309	4051	Unspecified atherosclerosis of unspecified type of bypass graft(s) of the extremities, unspecified extremity	BENIGN SECONDARY HYPERTENSION
I70311	40511	Atherosclerosis of unspecified type of bypass graft(s) of the extremities with intermittent claudication, right leg	BENIGN RENOVASCULAR HYPERTENSION
I70312	40519	Atherosclerosis of unspecified type of bypass graft(s) of the extremities with intermittent claudication, left leg	OTHER BENIGN SECONDARY HYPERTENSION
I70313	4059	Atherosclerosis of unspecified type of bypass graft(s) of the extremities with intermittent claudication, bilateral legs	UNSPECIFIED SECONDARY HYPERTENSION
I70318	40591	Atherosclerosis of unspecified type of bypass graft(s) of the extremities with intermittent claudication, other extremity	UNSPECIFIED RENOVASCULAR HYPERTENSION
I70319	40599	Atherosclerosis of unspecified type of bypass graft(s) of the extremities with intermittent claudication, unspecified extremity	OTHER UNSPECIFIED SECONDARY HYPERTENSION
I70321		Atherosclerosis of unspecified type of bypass graft(s) of the extremities with rest pain, right leg	
I70322		Atherosclerosis of unspecified type of bypass graft(s) of the extremities with rest pain, left leg	
I70323		Atherosclerosis of unspecified type of bypass graft(s) of the extremities with rest pain, bilateral legs	
I70328		Atherosclerosis of unspecified type of bypass graft(s) of the extremities with rest pain, other extremity	
I70329		Atherosclerosis of unspecified type of bypass graft(s) of the extremities with rest pain, unspecified extremity	
I70331		Atherosclerosis of unspecified type of bypass graft(s) of the right leg with ulceration of thigh	
I70332		Atherosclerosis of unspecified type of bypass graft(s) of the right leg with ulceration of calf	
I70333		Atherosclerosis of unspecified type of bypass graft(s) of the right leg with ulceration of ankle	
I70334		Atherosclerosis of unspecified type of bypass graft(s) of the right leg with ulceration of heel and midfoot	
I70335		Atherosclerosis of unspecified type of bypass graft(s) of the right leg with ulceration of other part of foot	
I70338		Atherosclerosis of unspecified type of bypass graft(s) of the right leg with ulceration of other part of lower leg	
I70339		Atherosclerosis of unspecified type of bypass graft(s) of the right leg with ulceration of unspecified site	
I70341		Atherosclerosis of unspecified type of bypass graft(s) of the left leg with ulceration of thigh	
I70342		Atherosclerosis of unspecified type of bypass graft(s) of the left leg with ulceration of calf	
I70343		Atherosclerosis of unspecified type of bypass graft(s) of the left leg with ulceration of ankle	
I70344		Atherosclerosis of unspecified type of bypass graft(s) of the left leg with ulceration of heel and midfoot	
I70345		Atherosclerosis of unspecified type of bypass graft(s) of the left leg with ulceration of other part of foot	
I70348		Atherosclerosis of unspecified type of bypass graft(s) of the left leg with ulceration of other part of lower leg	
I70349		Atherosclerosis of unspecified type of bypass graft(s) of the left leg with ulceration of unspecified site	
I7035		Atherosclerosis of unspecified type of bypass graft(s) of other extremity with ulceration	
I70361		Atherosclerosis of unspecified type of bypass graft(s) of the extremities with gangrene, right leg	
I70362		Atherosclerosis of unspecified type of bypass graft(s) of the extremities with gangrene, left leg	
I70363		Atherosclerosis of unspecified type of bypass graft(s) of the extremities with gangrene, bilateral legs	
I70368		Atherosclerosis of unspecified type of bypass graft(s) of the extremities with gangrene, other extremity	

Appendix A
Comorbid conditions

I70369		Atherosclerosis of unspecified type of bypass graft(s) of the extremities with gangrene, unspecified extremity	
I70391		Other atherosclerosis of unspecified type of bypass graft(s) of the extremities, right leg	
I70392		Other atherosclerosis of unspecified type of bypass graft(s) of the extremities, left leg	
I70393		Other atherosclerosis of unspecified type of bypass graft(s) of the extremities, bilateral legs	
I70398		Other atherosclerosis of unspecified type of bypass graft(s) of the extremities, other extremity	
I70399		Other atherosclerosis of unspecified type of bypass graft(s) of the extremities, unspecified extremity	
I70401		Unspecified atherosclerosis of autologous vein bypass graft(s) of the extremities, right leg	
I70402		Unspecified atherosclerosis of autologous vein bypass graft(s) of the extremities, left leg	
I70403		Unspecified atherosclerosis of autologous vein bypass graft(s) of the extremities, bilateral legs	
I70408		Unspecified atherosclerosis of autologous vein bypass graft(s) of the extremities, other extremity	
I70409		Unspecified atherosclerosis of autologous vein bypass graft(s) of the extremities, unspecified extremity	
I70411		Atherosclerosis of autologous vein bypass graft(s) of the extremities with intermittent claudication, right leg	
I70412		Atherosclerosis of autologous vein bypass graft(s) of the extremities with intermittent claudication, left leg	
I70413		Atherosclerosis of autologous vein bypass graft(s) of the extremities with intermittent claudication, bilateral legs	
I70418		Atherosclerosis of autologous vein bypass graft(s) of the extremities with intermittent claudication, other extremity	
I70419		Atherosclerosis of autologous vein bypass graft(s) of the extremities with intermittent claudication, unspecified extremity	
I70421		Atherosclerosis of autologous vein bypass graft(s) of the extremities with rest pain, right leg	
I70422		Atherosclerosis of autologous vein bypass graft(s) of the extremities with rest pain, left leg	
I70423		Atherosclerosis of autologous vein bypass graft(s) of the extremities with rest pain, bilateral legs	
I70428		Atherosclerosis of autologous vein bypass graft(s) of the extremities with rest pain, other extremity	
I70429		Atherosclerosis of autologous vein bypass graft(s) of the extremities with rest pain, unspecified extremity	
I70431		Atherosclerosis of autologous vein bypass graft(s) of the right leg with ulceration of thigh	
I70432		Atherosclerosis of autologous vein bypass graft(s) of the right leg with ulceration of calf	
I70433		Atherosclerosis of autologous vein bypass graft(s) of the right leg with ulceration of ankle	
I70434		Atherosclerosis of autologous vein bypass graft(s) of the right leg with ulceration of heel and midfoot	
I70435		Atherosclerosis of autologous vein bypass graft(s) of the right leg with ulceration of other part of foot	
I70438		Atherosclerosis of autologous vein bypass graft(s) of the right leg with ulceration of other part of lower leg	
I70439		Atherosclerosis of autologous vein bypass graft(s) of the right leg with ulceration of unspecified site	
I70441		Atherosclerosis of autologous vein bypass graft(s) of the left leg with ulceration of thigh	
I70442		Atherosclerosis of autologous vein bypass graft(s) of the left leg with ulceration of calf	

Appendix A
Comorbid conditions

I70443		Atherosclerosis of autologous vein bypass graft(s) of the left leg with ulceration of ankle	
I70444		Atherosclerosis of autologous vein bypass graft(s) of the left leg with ulceration of heel and midfoot	
I70445		Atherosclerosis of autologous vein bypass graft(s) of the left leg with ulceration of other part of foot	
I70448		Atherosclerosis of autologous vein bypass graft(s) of the left leg with ulceration of other part of lower leg	
I70449		Atherosclerosis of autologous vein bypass graft(s) of the left leg with ulceration of unspecified site	
I7045		Atherosclerosis of autologous vein bypass graft(s) of other extremity with ulceration	
I70461		Atherosclerosis of autologous vein bypass graft(s) of the extremities with gangrene, right leg	
I70462		Atherosclerosis of autologous vein bypass graft(s) of the extremities with gangrene, left leg	
I70463		Atherosclerosis of autologous vein bypass graft(s) of the extremities with gangrene, bilateral legs	
I70468		Atherosclerosis of autologous vein bypass graft(s) of the extremities with gangrene, other extremity	
I70469		Atherosclerosis of autologous vein bypass graft(s) of the extremities with gangrene, unspecified extremity	
I70491		Other atherosclerosis of autologous vein bypass graft(s) of the extremities, right leg	
I70492		Other atherosclerosis of autologous vein bypass graft(s) of the extremities, left leg	
I70493		Other atherosclerosis of autologous vein bypass graft(s) of the extremities, bilateral legs	
I70498		Other atherosclerosis of autologous vein bypass graft(s) of the extremities, other extremity	
I70499		Other atherosclerosis of autologous vein bypass graft(s) of the extremities, unspecified extremity	
I70501		Unspecified atherosclerosis of nonautologous biological bypass graft(s) of the extremities, right leg	
I70502		Unspecified atherosclerosis of nonautologous biological bypass graft(s) of the extremities, left leg	
I70503		Unspecified atherosclerosis of nonautologous biological bypass graft(s) of the extremities, bilateral legs	
I70508		Unspecified atherosclerosis of nonautologous biological bypass graft(s) of the extremities, other extremity	
I70509		Unspecified atherosclerosis of nonautologous biological bypass graft(s) of the extremities, unspecified extremity	
I70511		Atherosclerosis of nonautologous biological bypass graft(s) of the extremities with intermittent claudication, right leg	
I70512		Atherosclerosis of nonautologous biological bypass graft(s) of the extremities with intermittent claudication, left leg	
I70513		Atherosclerosis of nonautologous biological bypass graft(s) of the extremities with intermittent claudication, bilateral legs	
I70518		Atherosclerosis of nonautologous biological bypass graft(s) of the extremities with intermittent claudication, other extremity	
I70519		Atherosclerosis of nonautologous biological bypass graft(s) of the extremities with intermittent claudication, unspecified extremity	
I70521		Atherosclerosis of nonautologous biological bypass graft(s) of the extremities with rest pain, right leg	
I70522		Atherosclerosis of nonautologous biological bypass graft(s) of the extremities with rest pain, left leg	
I70523		Atherosclerosis of nonautologous biological bypass graft(s) of the extremities with rest pain, bilateral legs	

Appendix A
Comorbid conditions

170528		Atherosclerosis of nonautologous biological bypass graft(s) of the extremities with rest pain, other extremity
170529		Atherosclerosis of nonautologous biological bypass graft(s) of the extremities with rest pain, unspecified extremity
170531		Atherosclerosis of nonautologous biological bypass graft(s) of the right leg with ulceration of thigh
170532		Atherosclerosis of nonautologous biological bypass graft(s) of the right leg with ulceration of calf
170533		Atherosclerosis of nonautologous biological bypass graft(s) of the right leg with ulceration of ankle
170534		Atherosclerosis of nonautologous biological bypass graft(s) of the right leg with ulceration of heel and midfoot
170535		Atherosclerosis of nonautologous biological bypass graft(s) of the right leg with ulceration of other part of foot
170538		Atherosclerosis of nonautologous biological bypass graft(s) of the right leg with ulceration of other part of lower leg
170539		Atherosclerosis of nonautologous biological bypass graft(s) of the right leg with ulceration of unspecified site
170541		Atherosclerosis of nonautologous biological bypass graft(s) of the left leg with ulceration of thigh
170542		Atherosclerosis of nonautologous biological bypass graft(s) of the left leg with ulceration of calf
170543		Atherosclerosis of nonautologous biological bypass graft(s) of the left leg with ulceration of ankle
170544		Atherosclerosis of nonautologous biological bypass graft(s) of the left leg with ulceration of heel and midfoot
170545		Atherosclerosis of nonautologous biological bypass graft(s) of the left leg with ulceration of other part of foot
170548		Atherosclerosis of nonautologous biological bypass graft(s) of the left leg with ulceration of other part of lower leg
170549		Atherosclerosis of nonautologous biological bypass graft(s) of the left leg with ulceration of unspecified site
17055		Atherosclerosis of nonautologous biological bypass graft(s) of other extremity with ulceration
170561		Atherosclerosis of nonautologous biological bypass graft(s) of the extremities with gangrene, right leg
170562		Atherosclerosis of nonautologous biological bypass graft(s) of the extremities with gangrene, left leg
170563		Atherosclerosis of nonautologous biological bypass graft(s) of the extremities with gangrene, bilateral legs
170568		Atherosclerosis of nonautologous biological bypass graft(s) of the extremities with gangrene, other extremity
170569		Atherosclerosis of nonautologous biological bypass graft(s) of the extremities with gangrene, unspecified extremity
170591		Other atherosclerosis of nonautologous biological bypass graft(s) of the extremities, right leg
170592		Other atherosclerosis of nonautologous biological bypass graft(s) of the extremities, left leg
170593		Other atherosclerosis of nonautologous biological bypass graft(s) of the extremities, bilateral legs
170598		Other atherosclerosis of nonautologous biological bypass graft(s) of the extremities, other extremity
170599		Other atherosclerosis of nonautologous biological bypass graft(s) of the extremities, unspecified extremity
170601		Unspecified atherosclerosis of nonbiological bypass graft(s) of the extremities, right leg
170602		Unspecified atherosclerosis of nonbiological bypass graft(s) of the extremities, left leg
170603		Unspecified atherosclerosis of nonbiological bypass graft(s) of the extremities, bilateral legs
170608		Unspecified atherosclerosis of nonbiological bypass graft(s) of the extremities, other extremity

Appendix A
Comorbid conditions

I70609		Unspecified atherosclerosis of nonbiological bypass graft(s) of the extremities, unspecified extremity	
I70611		Atherosclerosis of nonbiological bypass graft(s) of the extremities with intermittent claudication, right leg	
I70612		Atherosclerosis of nonbiological bypass graft(s) of the extremities with intermittent claudication, left leg	
I70613		Atherosclerosis of nonbiological bypass graft(s) of the extremities with intermittent claudication, bilateral legs	
I70618		Atherosclerosis of nonbiological bypass graft(s) of the extremities with intermittent claudication, other extremity	
I70619		Atherosclerosis of nonbiological bypass graft(s) of the extremities with intermittent claudication, unspecified extremity	
I70621		Atherosclerosis of nonbiological bypass graft(s) of the extremities with rest pain, right leg	
I70622		Atherosclerosis of nonbiological bypass graft(s) of the extremities with rest pain, left leg	
I70623		Atherosclerosis of nonbiological bypass graft(s) of the extremities with rest pain, bilateral legs	
I70628		Atherosclerosis of nonbiological bypass graft(s) of the extremities with rest pain, other extremity	
I70629		Atherosclerosis of nonbiological bypass graft(s) of the extremities with rest pain, unspecified extremity	
I70631		Atherosclerosis of nonbiological bypass graft(s) of the right leg with ulceration of thigh	
I70632		Atherosclerosis of nonbiological bypass graft(s) of the right leg with ulceration of calf	
I70633		Atherosclerosis of nonbiological bypass graft(s) of the right leg with ulceration of ankle	
I70634		Atherosclerosis of nonbiological bypass graft(s) of the right leg with ulceration of heel and midfoot	
I70635		Atherosclerosis of nonbiological bypass graft(s) of the right leg with ulceration of other part of foot	
I70638		Atherosclerosis of nonbiological bypass graft(s) of the right leg with ulceration of other part of lower leg	
I70639		Atherosclerosis of nonbiological bypass graft(s) of the right leg with ulceration of unspecified site	
I70641		Atherosclerosis of nonbiological bypass graft(s) of the left leg with ulceration of thigh	
I70642		Atherosclerosis of nonbiological bypass graft(s) of the left leg with ulceration of calf	
I70643		Atherosclerosis of nonbiological bypass graft(s) of the left leg with ulceration of ankle	
I70644		Atherosclerosis of nonbiological bypass graft(s) of the left leg with ulceration of heel and midfoot	
I70645		Atherosclerosis of nonbiological bypass graft(s) of the left leg with ulceration of other part of foot	
I70648		Atherosclerosis of nonbiological bypass graft(s) of the left leg with ulceration of other part of lower leg	
I70649		Atherosclerosis of nonbiological bypass graft(s) of the left leg with ulceration of unspecified site	
I7065		Atherosclerosis of nonbiological bypass graft(s) of other extremity with ulceration	
I70661		Atherosclerosis of nonbiological bypass graft(s) of the extremities with gangrene, right leg	
I70662		Atherosclerosis of nonbiological bypass graft(s) of the extremities with gangrene, left leg	
I70663		Atherosclerosis of nonbiological bypass graft(s) of the extremities with gangrene, bilateral legs	
I70668		Atherosclerosis of nonbiological bypass graft(s) of the extremities with gangrene, other extremity	

Appendix A
Comorbid conditions

I70669		Atherosclerosis of nonbiological bypass graft(s) of the extremities with gangrene, unspecified extremity	
I70691		Other atherosclerosis of nonbiological bypass graft(s) of the extremities, right leg	
I70692		Other atherosclerosis of nonbiological bypass graft(s) of the extremities, left leg	
I70693		Other atherosclerosis of nonbiological bypass graft(s) of the extremities, bilateral legs	
I70698		Other atherosclerosis of nonbiological bypass graft(s) of the extremities, other extremity	
I70699		Other atherosclerosis of nonbiological bypass graft(s) of the extremities, unspecified extremity	
I70701		Unspecified atherosclerosis of other type of bypass graft(s) of the extremities, right leg	
I70702		Unspecified atherosclerosis of other type of bypass graft(s) of the extremities, left leg	
I70703		Unspecified atherosclerosis of other type of bypass graft(s) of the extremities, bilateral legs	
I70708		Unspecified atherosclerosis of other type of bypass graft(s) of the extremities, other extremity	
I70709		Unspecified atherosclerosis of other type of bypass graft(s) of the extremities, unspecified extremity	
I70711		Atherosclerosis of other type of bypass graft(s) of the extremities with intermittent claudication, right leg	
I70712		Atherosclerosis of other type of bypass graft(s) of the extremities with intermittent claudication, left leg	
I70713		Atherosclerosis of other type of bypass graft(s) of the extremities with intermittent claudication, bilateral legs	
I70718		Atherosclerosis of other type of bypass graft(s) of the extremities with intermittent claudication, other extremity	
I70719		Atherosclerosis of other type of bypass graft(s) of the extremities with intermittent claudication, unspecified extremity	
I70721		Atherosclerosis of other type of bypass graft(s) of the extremities with rest pain, right leg	
I70722		Atherosclerosis of other type of bypass graft(s) of the extremities with rest pain, left leg	
I70723		Atherosclerosis of other type of bypass graft(s) of the extremities with rest pain, bilateral legs	
I70728		Atherosclerosis of other type of bypass graft(s) of the extremities with rest pain, other extremity	
I70729		Atherosclerosis of other type of bypass graft(s) of the extremities with rest pain, unspecified extremity	
I70731		Atherosclerosis of other type of bypass graft(s) of the right leg with ulceration of thigh	
I70732		Atherosclerosis of other type of bypass graft(s) of the right leg with ulceration of calf	
I70733		Atherosclerosis of other type of bypass graft(s) of the right leg with ulceration of ankle	
I70734		Atherosclerosis of other type of bypass graft(s) of the right leg with ulceration of heel and midfoot	
I70735		Atherosclerosis of other type of bypass graft(s) of the right leg with ulceration of other part of foot	
I70738		Atherosclerosis of other type of bypass graft(s) of the right leg with ulceration of other part of lower leg	
I70739		Atherosclerosis of other type of bypass graft(s) of the right leg with ulceration of unspecified site	
I70741		Atherosclerosis of other type of bypass graft(s) of the left leg with ulceration of thigh	
I70742		Atherosclerosis of other type of bypass graft(s) of the left leg with ulceration of calf	

Appendix A
Comorbid conditions

I70743		Atherosclerosis of other type of bypass graft(s) of the left leg with ulceration of ankle	
I70744		Atherosclerosis of other type of bypass graft(s) of the left leg with ulceration of heel and midfoot	
I70745		Atherosclerosis of other type of bypass graft(s) of the left leg with ulceration of other part of foot	
I70748		Atherosclerosis of other type of bypass graft(s) of the left leg with ulceration of other part of lower leg	
I70749		Atherosclerosis of other type of bypass graft(s) of the left leg with ulceration of unspecified site	
I7075		Atherosclerosis of other type of bypass graft(s) of other extremity with ulceration	
I70761		Atherosclerosis of other type of bypass graft(s) of the extremities with gangrene, right leg	
I70762		Atherosclerosis of other type of bypass graft(s) of the extremities with gangrene, left leg	
I70763		Atherosclerosis of other type of bypass graft(s) of the extremities with gangrene, bilateral legs	
I70768		Atherosclerosis of other type of bypass graft(s) of the extremities with gangrene, other extremity	
I70769		Atherosclerosis of other type of bypass graft(s) of the extremities with gangrene, unspecified extremity	
I70791		Other atherosclerosis of other type of bypass graft(s) of the extremities, right leg	
I70792		Other atherosclerosis of other type of bypass graft(s) of the extremities, left leg	
I70793		Other atherosclerosis of other type of bypass graft(s) of the extremities, bilateral legs	
I70798		Other atherosclerosis of other type of bypass graft(s) of the extremities, other extremity	
I70799		Other atherosclerosis of other type of bypass graft(s) of the extremities, unspecified extremity	
I739		Peripheral vascular disease, unspecified	
ICD10 Px	ICD9 Px	LongDeslICD10	LongDeslCD9
02VX3CZ	3808	Restriction of Thoracic Aorta, Ascending/Arch with Extraluminal Device, Percutaneous Approach--	INCISION OF VESSEL, LOWER LIMB ARTERIES
02VX4CZ	3809	Restriction of Thoracic Aorta, Ascending/Arch with Extraluminal Device, Percutaneous Endoscopic Approach--	INCISION OF VESSEL, LOWER LIMB VEINS
02VX4DZ	3818	Restriction of Thoracic Aorta, Ascending/Arch with Intraluminal Device, Percutaneous Endoscopic Approach--	ENDARTERECTOMY, LOWER LIMB ARTERIES
02VX4ZZ	3848	Restriction of Thoracic Aorta, Ascending/Arch, Percutaneous Endoscopic Approach--	RESECTION OF VESSEL WITH REPLACEMENT, LOWER LIMB ARTERIES
03130JD	3849	Bypass Right Subclavian Artery to Upper Arm Vein with Synthetic Substitute, Open Approach--	RESECTION OF VESSEL WITH REPLACEMENT, LOWER LIMB VEINS
03140JD	3925	Bypass Left Subclavian Artery to Upper Arm Vein with Synthetic Substitute, Open Approach--	AORTA-ILIAC-FEMORAL BYPASS
03150JD	395	Bypass Right Axillary Artery to Upper Arm Vein with Synthetic Substitute, Open Approach--	OTHER REPAIR OF VESSELS
03160JD	399	Bypass Left Axillary Artery to Upper Arm Vein with Synthetic Substitute, Open Approach--	OTHER OPERATIONS ON VESSELS
03170JD		Bypass Right Brachial Artery to Upper Arm Vein with Synthetic Substitute, Open Approach--	
03180JD		Bypass Left Brachial Artery to Upper Arm Vein with Synthetic Substitute, Open Approach--	
03190JF		Bypass Right Ulnar Artery to Lower Arm Vein with Synthetic Substitute, Open Approach--	
031A0JF		Bypass Left Ulnar Artery to Lower Arm Vein with Synthetic Substitute, Open Approach--	
031B0JF		Bypass Right Radial Artery to Lower Arm Vein with Synthetic Substitute, Open Approach--	
031C0JF		Bypass Left Radial Artery to Lower Arm Vein with Synthetic Substitute, Open Approach--	

Appendix A
Comorbid conditions

037304Z		Dilation of Right Subclavian Artery with Drug-eluting Intraluminal Device, Open Approach-eluting Intraluminal Device, Open Approach	
037305Z		Dilation of Right Subclavian Artery with Two Drug-eluting Intraluminal Devices, Open Approach-eluting Intraluminal Devices, Open Approach	
037306Z		Dilation of Right Subclavian Artery with Three Drug-eluting Intraluminal Devices, Open Approach-eluting Intraluminal Devices, Open Approach	
037307Z		Dilation of Right Subclavian Artery with Four or More Drug-eluting Intraluminal Devices, Open Approach-eluting Intraluminal Devices, Open Approach	
03730D6		Dilation of Right Subclavian Artery, Bifurcation, with Intraluminal Device, Open Approach--	
03730DZ		Dilation of Right Subclavian Artery with Intraluminal Device, Open Approach--	
03730EZ		Dilation of Right Subclavian Artery with Two Intraluminal Devices, Open Approach--	
03730F6		Dilation of Right Subclavian Artery, Bifurcation, with Three Intraluminal Devices, Open Approach--	
03730FZ		Dilation of Right Subclavian Artery with Three Intraluminal Devices, Open Approach--	
03730G6		Dilation of Right Subclavian Artery, Bifurcation, with Four or More Intraluminal Devices, Open Approach--	
03730GZ		Dilation of Right Subclavian Artery with Four or More Intraluminal Devices, Open Approach--	
03730Z6		Dilation of Right Subclavian Artery, Bifurcation, Open Approach--	
03730ZZ		Dilation of Right Subclavian Artery, Open Approach--	
037334Z		Dilation of Right Subclavian Artery with Drug-eluting Intraluminal Device, Percutaneous Approach-eluting Intraluminal Device, Percutaneous Approach	
037335Z		Dilation of Right Subclavian Artery with Two Drug-eluting Intraluminal Devices, Percutaneous Approach-eluting Intraluminal Devices, Percutaneous Approach	
037336Z		Dilation of Right Subclavian Artery with Three Drug-eluting Intraluminal Devices, Percutaneous Approach-eluting Intraluminal Devices, Percutaneous Approach	
037337Z		Dilation of Right Subclavian Artery with Four or More Drug-eluting Intraluminal Devices, Percutaneous Approach-eluting Intraluminal Devices, Percutaneous Approach	
03733D6		Dilation of Right Subclavian Artery, Bifurcation, with Intraluminal Device, Percutaneous Approach--	
03733DZ		Dilation of Right Subclavian Artery with Intraluminal Device, Percutaneous Approach--	
03733EZ		Dilation of Right Subclavian Artery with Two Intraluminal Devices, Percutaneous Approach--	
03733F6		Dilation of Right Subclavian Artery, Bifurcation, with Three Intraluminal Devices, Percutaneous Approach--	
03733FZ		Dilation of Right Subclavian Artery with Three Intraluminal Devices, Percutaneous Approach--	
03733G6		Dilation of Right Subclavian Artery, Bifurcation, with Four or More Intraluminal Devices, Percutaneous Approach--	
03733GZ		Dilation of Right Subclavian Artery with Four or More Intraluminal Devices, Percutaneous Approach--	
03733Z6		Dilation of Right Subclavian Artery, Bifurcation, Percutaneous Approach--	
03733ZZ		Dilation of Right Subclavian Artery, Percutaneous Approach--	

Appendix A
Comorbid conditions

037344Z		Dilation of Right Subclavian Artery with Drug-eluting Intraluminal Device, Percutaneous Endoscopic Approach-eluting Intraluminal Device, Percutaneous Endoscopic Approach	
037345Z		Dilation of Right Subclavian Artery with Two Drug-eluting Intraluminal Devices, Percutaneous Endoscopic Approach-eluting Intraluminal Devices, Percutaneous Endoscopic Approach	
037346Z		Dilation of Right Subclavian Artery with Three Drug-eluting Intraluminal Devices, Percutaneous Endoscopic Approach-eluting Intraluminal Devices, Percutaneous Endoscopic Approach	
037347Z		Dilation of Right Subclavian Artery with Four or More Drug-eluting Intraluminal Devices, Percutaneous Endoscopic Approach-eluting Intraluminal Devices, Percutaneous Endoscopic Approach	
03734D6		Dilation of Right Subclavian Artery, Bifurcation, with Intraluminal Device, Percutaneous Endoscopic Approach-	
03734DZ		Dilation of Right Subclavian Artery with Intraluminal Device, Percutaneous Endoscopic Approach-	
03734EZ		Dilation of Right Subclavian Artery with Two Intraluminal Devices, Percutaneous Endoscopic Approach-	
03734F6		Dilation of Right Subclavian Artery, Bifurcation, with Three Intraluminal Devices, Percutaneous Endoscopic Approach-	
03734FZ		Dilation of Right Subclavian Artery with Three Intraluminal Devices, Percutaneous Endoscopic Approach-	
03734G6		Dilation of Right Subclavian Artery, Bifurcation, with Four or More Intraluminal Devices, Percutaneous Endoscopic Approach-	
03734GZ		Dilation of Right Subclavian Artery with Four or More Intraluminal Devices, Percutaneous Endoscopic Approach-	
03734Z6		Dilation of Right Subclavian Artery, Bifurcation, Percutaneous Endoscopic Approach-	
03734ZZ		Dilation of Right Subclavian Artery, Percutaneous Endoscopic Approach-	
037404Z		Dilation of Left Subclavian Artery with Drug-eluting Intraluminal Device, Open Approach-eluting Intraluminal Device, Open Approach	
037405Z		Dilation of Left Subclavian Artery with Two Drug-eluting Intraluminal Devices, Open Approach-eluting Intraluminal Devices, Open Approach	
037406Z		Dilation of Left Subclavian Artery with Three Drug-eluting Intraluminal Devices, Open Approach-eluting Intraluminal Devices, Open Approach	
037407Z		Dilation of Left Subclavian Artery with Four or More Drug-eluting Intraluminal Devices, Open Approach-eluting Intraluminal Devices, Open Approach	
03740D6		Dilation of Left Subclavian Artery, Bifurcation, with Intraluminal Device, Open Approach-	
03740DZ		Dilation of Left Subclavian Artery with Intraluminal Device, Open Approach-	
03740EZ		Dilation of Left Subclavian Artery with Two Intraluminal Devices, Open Approach-	
03740F6		Dilation of Left Subclavian Artery, Bifurcation, with Three Intraluminal Devices, Open Approach-	
03740FZ		Dilation of Left Subclavian Artery with Three Intraluminal Devices, Open Approach-	
03740G6		Dilation of Left Subclavian Artery, Bifurcation, with Four or More Intraluminal Devices, Open Approach-	

Appendix A
Comorbid conditions

03740GZ		Dilation of Left Subclavian Artery with Four or More Intraluminal Devices, Open Approach--	
03740Z6		Dilation of Left Subclavian Artery, Bifurcation, Open Approach--	
03740ZZ		Dilation of Left Subclavian Artery, Open Approach--	
037434Z		Dilation of Left Subclavian Artery with Drug-eluting Intraluminal Device, Percutaneous Approach-eluting Intraluminal Device, Percutaneous Approach	
037435Z		Dilation of Left Subclavian Artery with Two Drug-eluting Intraluminal Devices, Percutaneous Approach-eluting Intraluminal Devices, Percutaneous Approach	
037436Z		Dilation of Left Subclavian Artery with Three Drug-eluting Intraluminal Devices, Percutaneous Approach-eluting Intraluminal Devices, Percutaneous Approach	
037437Z		Dilation of Left Subclavian Artery with Four or More Drug-eluting Intraluminal Devices, Percutaneous Approach-eluting Intraluminal Devices, Percutaneous Approach	
03743D6		Dilation of Left Subclavian Artery, Bifurcation, with Intraluminal Device, Percutaneous Approach--	
03743DZ		Dilation of Left Subclavian Artery with Intraluminal Device, Percutaneous Approach--	
03743EZ		Dilation of Left Subclavian Artery with Two Intraluminal Devices, Percutaneous Approach--	
03743F6		Dilation of Left Subclavian Artery, Bifurcation, with Three Intraluminal Devices, Percutaneous Approach--	
03743FZ		Dilation of Left Subclavian Artery with Three Intraluminal Devices, Percutaneous Approach--	
03743G6		Dilation of Left Subclavian Artery, Bifurcation, with Four or More Intraluminal Devices, Percutaneous Approach--	
03743GZ		Dilation of Left Subclavian Artery with Four or More Intraluminal Devices, Percutaneous Approach--	
03743Z6		Dilation of Left Subclavian Artery, Bifurcation, Percutaneous Approach--	
03743ZZ		Dilation of Left Subclavian Artery, Percutaneous Approach--	
037444Z		Dilation of Left Subclavian Artery with Drug-eluting Intraluminal Device, Percutaneous Endoscopic Approach-eluting Intraluminal Device, Percutaneous Endoscopic Approach	
037445Z		Dilation of Left Subclavian Artery with Two Drug-eluting Intraluminal Devices, Percutaneous Endoscopic Approach-eluting Intraluminal Devices, Percutaneous Endoscopic Approach	
037446Z		Dilation of Left Subclavian Artery with Three Drug-eluting Intraluminal Devices, Percutaneous Endoscopic Approach-eluting Intraluminal Devices, Percutaneous Endoscopic Approach	
037447Z		Dilation of Left Subclavian Artery with Four or More Drug-eluting Intraluminal Devices, Percutaneous Endoscopic Approach-eluting Intraluminal Devices, Percutaneous Endoscopic Approach	
03744D6		Dilation of Left Subclavian Artery, Bifurcation, with Intraluminal Device, Percutaneous Endoscopic Approach--	
03744DZ		Dilation of Left Subclavian Artery with Intraluminal Device, Percutaneous Endoscopic Approach--	
03744EZ		Dilation of Left Subclavian Artery with Two Intraluminal Devices, Percutaneous Endoscopic Approach--	
03744F6		Dilation of Left Subclavian Artery, Bifurcation, with Three Intraluminal Devices, Percutaneous Endoscopic Approach--	

Appendix A
Comorbid conditions

03744FZ		Dilation of Left Subclavian Artery with Three Intraluminal Devices, Percutaneous Endoscopic Approach--	
03744G6		Dilation of Left Subclavian Artery, Bifurcation, with Four or More Intraluminal Devices, Percutaneous Endoscopic Approach--	
03744GZ		Dilation of Left Subclavian Artery with Four or More Intraluminal Devices, Percutaneous Endoscopic Approach--	
03744Z6		Dilation of Left Subclavian Artery, Bifurcation, Percutaneous Endoscopic Approach--	
03744ZZ		Dilation of Left Subclavian Artery, Percutaneous Endoscopic Approach--	
037504Z		Dilation of Right Axillary Artery with Drug-eluting Intraluminal Device, Open Approach-eluting Intraluminal Device, Open Approach	
037505Z		Dilation of Right Axillary Artery with Two Drug-eluting Intraluminal Devices, Open Approach-eluting Intraluminal Devices, Open Approach	
037506Z		Dilation of Right Axillary Artery with Three Drug-eluting Intraluminal Devices, Open Approach-eluting Intraluminal Devices, Open Approach	
037507Z		Dilation of Right Axillary Artery with Four or More Drug-eluting Intraluminal Devices, Open Approach-eluting Intraluminal Devices, Open Approach	
03750D6		Dilation of Right Axillary Artery, Bifurcation, with Intraluminal Device, Open Approach--	
03750DZ		Dilation of Right Axillary Artery with Intraluminal Device, Open Approach--	
03750EZ		Dilation of Right Axillary Artery with Two Intraluminal Devices, Open Approach--	
03750F6		Dilation of Right Axillary Artery, Bifurcation, with Three Intraluminal Devices, Open Approach--	
03750FZ		Dilation of Right Axillary Artery with Three Intraluminal Devices, Open Approach--	
03750G6		Dilation of Right Axillary Artery, Bifurcation, with Four or More Intraluminal Devices, Open Approach--	
03750GZ		Dilation of Right Axillary Artery with Four or More Intraluminal Devices, Open Approach--	
03750Z6		Dilation of Right Axillary Artery, Bifurcation, Open Approach--	
03750ZZ		Dilation of Right Axillary Artery, Open Approach--	
037534Z		Dilation of Right Axillary Artery with Drug-eluting Intraluminal Device, Percutaneous Approach-eluting Intraluminal Device, Percutaneous Approach	
037535Z		Dilation of Right Axillary Artery with Two Drug-eluting Intraluminal Devices, Percutaneous Approach-eluting Intraluminal Devices, Percutaneous Approach	
037536Z		Dilation of Right Axillary Artery with Three Drug-eluting Intraluminal Devices, Percutaneous Approach-eluting Intraluminal Devices, Percutaneous Approach	
037537Z		Dilation of Right Axillary Artery with Four or More Drug-eluting Intraluminal Devices, Percutaneous Approach-eluting Intraluminal Devices, Percutaneous Approach	
03753D6		Dilation of Right Axillary Artery, Bifurcation, with Intraluminal Device, Percutaneous Approach--	
03753DZ		Dilation of Right Axillary Artery with Intraluminal Device, Percutaneous Approach--	
03753EZ		Dilation of Right Axillary Artery with Two Intraluminal Devices, Percutaneous Approach--	

Appendix A
Comorbid conditions

03753F6		Dilation of Right Axillary Artery, Bifurcation, with Three Intraluminal Devices, Percutaneous Approach–	
03753FZ		Dilation of Right Axillary Artery with Three Intraluminal Devices, Percutaneous Approach–	
03753G6		Dilation of Right Axillary Artery, Bifurcation, with Four or More Intraluminal Devices, Percutaneous Approach–	
03753GZ		Dilation of Right Axillary Artery with Four or More Intraluminal Devices, Percutaneous Approach–	
03753Z6		Dilation of Right Axillary Artery, Bifurcation, Percutaneous Approach–	
03753ZZ		Dilation of Right Axillary Artery, Percutaneous Approach–	
037544Z		Dilation of Right Axillary Artery with Drug-eluting Intraluminal Device, Percutaneous Endoscopic Approach-eluting Intraluminal Device, Percutaneous Endoscopic Approach	
037545Z		Dilation of Right Axillary Artery with Two Drug-eluting Intraluminal Devices, Percutaneous Endoscopic Approach-eluting Intraluminal Devices, Percutaneous Endoscopic Approach	
037546Z		Dilation of Right Axillary Artery with Three Drug-eluting Intraluminal Devices, Percutaneous Endoscopic Approach-eluting Intraluminal Devices, Percutaneous Endoscopic Approach	
037547Z		Dilation of Right Axillary Artery with Four or More Drug-eluting Intraluminal Devices, Percutaneous Endoscopic Approach-eluting Intraluminal Devices, Percutaneous Endoscopic Approach	
03754D6		Dilation of Right Axillary Artery, Bifurcation, with Intraluminal Device, Percutaneous Endoscopic Approach–	
03754DZ		Dilation of Right Axillary Artery with Intraluminal Device, Percutaneous Endoscopic Approach–	
03754EZ		Dilation of Right Axillary Artery with Two Intraluminal Devices, Percutaneous Endoscopic Approach–	
03754F6		Dilation of Right Axillary Artery, Bifurcation, with Three Intraluminal Devices, Percutaneous Endoscopic Approach–	
03754FZ		Dilation of Right Axillary Artery with Three Intraluminal Devices, Percutaneous Endoscopic Approach–	
03754G6		Dilation of Right Axillary Artery, Bifurcation, with Four or More Intraluminal Devices, Percutaneous Endoscopic Approach–	
03754GZ		Dilation of Right Axillary Artery with Four or More Intraluminal Devices, Percutaneous Endoscopic Approach–	
03754Z6		Dilation of Right Axillary Artery, Bifurcation, Percutaneous Endoscopic Approach–	
03754ZZ		Dilation of Right Axillary Artery, Percutaneous Endoscopic Approach–	
037604Z		Dilation of Left Axillary Artery with Drug-eluting Intraluminal Device, Open Approach-eluting Intraluminal Device, Open Approach	
037605Z		Dilation of Left Axillary Artery with Two Drug-eluting Intraluminal Devices, Open Approach-eluting Intraluminal Devices, Open Approach	
037606Z		Dilation of Left Axillary Artery with Three Drug-eluting Intraluminal Devices, Open Approach-eluting Intraluminal Devices, Open Approach	
037607Z		Dilation of Left Axillary Artery with Four or More Drug-eluting Intraluminal Devices, Open Approach-eluting Intraluminal Devices, Open Approach	

Appendix A
Comorbid conditions

03760D6		Dilation of Left Axillary Artery, Bifurcation, with Intraluminal Device, Open Approach--	
03760DZ		Dilation of Left Axillary Artery with Intraluminal Device, Open Approach--	
03760EZ		Dilation of Left Axillary Artery with Two Intraluminal Devices, Open Approach--	
03760F6		Dilation of Left Axillary Artery, Bifurcation, with Three Intraluminal Devices, Open Approach--	
03760FZ		Dilation of Left Axillary Artery with Three Intraluminal Devices, Open Approach--	
03760G6		Dilation of Left Axillary Artery, Bifurcation, with Four or More Intraluminal Devices, Open Approach--	
03760GZ		Dilation of Left Axillary Artery with Four or More Intraluminal Devices, Open Approach--	
03760Z6		Dilation of Left Axillary Artery, Bifurcation, Open Approach--	
03760ZZ		Dilation of Left Axillary Artery, Open Approach--	
037634Z		Dilation of Left Axillary Artery with Drug-eluting Intraluminal Device, Percutaneous Approach-eluting Intraluminal Device, Percutaneous Approach	
037635Z		Dilation of Left Axillary Artery with Two Drug-eluting Intraluminal Devices, Percutaneous Approach-eluting Intraluminal Devices, Percutaneous Approach	
037636Z		Dilation of Left Axillary Artery with Three Drug-eluting Intraluminal Devices, Percutaneous Approach-eluting Intraluminal Devices, Percutaneous Approach	
037637Z		Dilation of Left Axillary Artery with Four or More Drug-eluting Intraluminal Devices, Percutaneous Approach-eluting Intraluminal Devices, Percutaneous Approach	
03763D6		Dilation of Left Axillary Artery, Bifurcation, with Intraluminal Device, Percutaneous Approach--	
03763DZ		Dilation of Left Axillary Artery with Intraluminal Device, Percutaneous Approach--	
03763EZ		Dilation of Left Axillary Artery with Two Intraluminal Devices, Percutaneous Approach--	
03763F6		Dilation of Left Axillary Artery, Bifurcation, with Three Intraluminal Devices, Percutaneous Approach--	
03763FZ		Dilation of Left Axillary Artery with Three Intraluminal Devices, Percutaneous Approach--	
03763G6		Dilation of Left Axillary Artery, Bifurcation, with Four or More Intraluminal Devices, Percutaneous Approach--	
03763GZ		Dilation of Left Axillary Artery with Four or More Intraluminal Devices, Percutaneous Approach--	
03763Z6		Dilation of Left Axillary Artery, Bifurcation, Percutaneous Approach--	
03763ZZ		Dilation of Left Axillary Artery, Percutaneous Approach--	
037644Z		Dilation of Left Axillary Artery with Drug-eluting Intraluminal Device, Percutaneous Endoscopic Approach-eluting Intraluminal Device, Percutaneous Endoscopic Approach	
037645Z		Dilation of Left Axillary Artery with Two Drug-eluting Intraluminal Devices, Percutaneous Endoscopic Approach-eluting Intraluminal Devices, Percutaneous Endoscopic Approach	
037646Z		Dilation of Left Axillary Artery with Three Drug-eluting Intraluminal Devices, Percutaneous Endoscopic Approach-eluting Intraluminal Devices, Percutaneous Endoscopic Approach	

Appendix A
Comorbid conditions

037647Z		Dilation of Left Axillary Artery with Four or More Drug-eluting Intraluminal Devices, Percutaneous Endoscopic Approach-eluting Intraluminal Devices, Percutaneous Endoscopic Approach	
03764D6		Dilation of Left Axillary Artery, Bifurcation, with Intraluminal Device, Percutaneous Endoscopic Approach-	
03764DZ		Dilation of Left Axillary Artery with Intraluminal Device, Percutaneous Endoscopic Approach-	
03764EZ		Dilation of Left Axillary Artery with Two Intraluminal Devices, Percutaneous Endoscopic Approach-	
03764F6		Dilation of Left Axillary Artery, Bifurcation, with Three Intraluminal Devices, Percutaneous Endoscopic Approach-	
03764FZ		Dilation of Left Axillary Artery with Three Intraluminal Devices, Percutaneous Endoscopic Approach-	
03764G6		Dilation of Left Axillary Artery, Bifurcation, with Four or More Intraluminal Devices, Percutaneous Endoscopic Approach-	
03764GZ		Dilation of Left Axillary Artery with Four or More Intraluminal Devices, Percutaneous Endoscopic Approach-	
03764Z6		Dilation of Left Axillary Artery, Bifurcation, Percutaneous Endoscopic Approach-	
03764ZZ		Dilation of Left Axillary Artery, Percutaneous Endoscopic Approach-	
037704Z		Dilation of Right Brachial Artery with Drug-eluting Intraluminal Device, Open Approach-eluting Intraluminal Device, Open Approach	
037705Z		Dilation of Right Brachial Artery with Two Drug-eluting Intraluminal Devices, Open Approach-eluting Intraluminal Devices, Open Approach	
037706Z		Dilation of Right Brachial Artery with Three Drug-eluting Intraluminal Devices, Open Approach-eluting Intraluminal Devices, Open Approach	
037707Z		Dilation of Right Brachial Artery with Four or More Drug-eluting Intraluminal Devices, Open Approach-eluting Intraluminal Devices, Open Approach	
03770D6		Dilation of Right Brachial Artery, Bifurcation, with Intraluminal Device, Open Approach-	
03770DZ		Dilation of Right Brachial Artery with Intraluminal Device, Open Approach-	
03770EZ		Dilation of Right Brachial Artery with Two Intraluminal Devices, Open Approach-	
03770F6		Dilation of Right Brachial Artery, Bifurcation, with Three Intraluminal Devices, Open Approach-	
03770FZ		Dilation of Right Brachial Artery with Three Intraluminal Devices, Open Approach-	
03770G6		Dilation of Right Brachial Artery, Bifurcation, with Four or More Intraluminal Devices, Open Approach-	
03770GZ		Dilation of Right Brachial Artery with Four or More Intraluminal Devices, Open Approach-	
03770Z6		Dilation of Right Brachial Artery, Bifurcation, Open Approach-	
03770ZZ		Dilation of Right Brachial Artery, Open Approach-	
037734Z		Dilation of Right Brachial Artery with Drug-eluting Intraluminal Device, Percutaneous Approach-eluting Intraluminal Device, Percutaneous Approach	
037735Z		Dilation of Right Brachial Artery with Two Drug-eluting Intraluminal Devices, Percutaneous Approach-eluting Intraluminal Devices, Percutaneous Approach	

Appendix A
Comorbid conditions

037736Z		Dilation of Right Brachial Artery with Three Drug-eluting Intraluminal Devices, Percutaneous Approach-eluting Intraluminal Devices, Percutaneous Approach	
037737Z		Dilation of Right Brachial Artery with Four or More Drug-eluting Intraluminal Devices, Percutaneous Approach-eluting Intraluminal Devices, Percutaneous Approach	
03773D6		Dilation of Right Brachial Artery, Bifurcation, with Intraluminal Device, Percutaneous Approach--	
03773DZ		Dilation of Right Brachial Artery with Intraluminal Device, Percutaneous Approach--	
03773EZ		Dilation of Right Brachial Artery with Two Intraluminal Devices, Percutaneous Approach--	
03773F6		Dilation of Right Brachial Artery, Bifurcation, with Three Intraluminal Devices, Percutaneous Approach--	
03773FZ		Dilation of Right Brachial Artery with Three Intraluminal Devices, Percutaneous Approach--	
03773G6		Dilation of Right Brachial Artery, Bifurcation, with Four or More Intraluminal Devices, Percutaneous Approach--	
03773GZ		Dilation of Right Brachial Artery with Four or More Intraluminal Devices, Percutaneous Approach--	
03773Z6		Dilation of Right Brachial Artery, Bifurcation, Percutaneous Approach--	
03773ZZ		Dilation of Right Brachial Artery, Percutaneous Approach--	
037744Z		Dilation of Right Brachial Artery with Drug-eluting Intraluminal Device, Percutaneous Endoscopic Approach-eluting Intraluminal Device, Percutaneous Endoscopic Approach	
037745Z		Dilation of Right Brachial Artery with Two Drug-eluting Intraluminal Devices, Percutaneous Endoscopic Approach-eluting Intraluminal Devices, Percutaneous Endoscopic Approach	
037746Z		Dilation of Right Brachial Artery with Three Drug-eluting Intraluminal Devices, Percutaneous Endoscopic Approach-eluting Intraluminal Devices, Percutaneous Endoscopic Approach	
037747Z		Dilation of Right Brachial Artery with Four or More Drug-eluting Intraluminal Devices, Percutaneous Endoscopic Approach-eluting Intraluminal Devices, Percutaneous Endoscopic Approach	
03774D6		Dilation of Right Brachial Artery, Bifurcation, with Intraluminal Device, Percutaneous Endoscopic Approach--	
03774DZ		Dilation of Right Brachial Artery with Intraluminal Device, Percutaneous Endoscopic Approach--	
03774EZ		Dilation of Right Brachial Artery with Two Intraluminal Devices, Percutaneous Endoscopic Approach--	
03774F6		Dilation of Right Brachial Artery, Bifurcation, with Three Intraluminal Devices, Percutaneous Endoscopic Approach--	
03774FZ		Dilation of Right Brachial Artery with Three Intraluminal Devices, Percutaneous Endoscopic Approach--	
03774G6		Dilation of Right Brachial Artery, Bifurcation, with Four or More Intraluminal Devices, Percutaneous Endoscopic Approach--	
03774GZ		Dilation of Right Brachial Artery with Four or More Intraluminal Devices, Percutaneous Endoscopic Approach--	
03774Z6		Dilation of Right Brachial Artery, Bifurcation, Percutaneous Endoscopic Approach--	
03774ZZ		Dilation of Right Brachial Artery, Percutaneous Endoscopic Approach--	

Appendix A
Comorbid conditions

037804Z	Dilation of Left Brachial Artery with Drug-eluting Intraluminal Device, Open Approach-eluting Intraluminal Device, Open Approach
037805Z	Dilation of Left Brachial Artery with Two Drug-eluting Intraluminal Devices, Open Approach-eluting Intraluminal Devices, Open Approach
037806Z	Dilation of Left Brachial Artery with Three Drug-eluting Intraluminal Devices, Open Approach-eluting Intraluminal Devices, Open Approach
037807Z	Dilation of Left Brachial Artery with Four or More Drug-eluting Intraluminal Devices, Open Approach-eluting Intraluminal Devices, Open Approach
03780D6	Dilation of Left Brachial Artery, Bifurcation, with Intraluminal Device, Open Approach--
03780DZ	Dilation of Left Brachial Artery with Intraluminal Device, Open Approach--
03780EZ	Dilation of Left Brachial Artery with Two Intraluminal Devices, Open Approach--
03780F6	Dilation of Left Brachial Artery, Bifurcation, with Three Intraluminal Devices, Open Approach--
03780FZ	Dilation of Left Brachial Artery with Three Intraluminal Devices, Open Approach--
03780G6	Dilation of Left Brachial Artery, Bifurcation, with Four or More Intraluminal Devices, Open Approach--
03780GZ	Dilation of Left Brachial Artery with Four or More Intraluminal Devices, Open Approach--
03780Z6	Dilation of Left Brachial Artery, Bifurcation, Open Approach--
03780ZZ	Dilation of Left Brachial Artery, Open Approach--
037834Z	Dilation of Left Brachial Artery with Drug-eluting Intraluminal Device, Percutaneous Approach-eluting Intraluminal Device, Percutaneous Approach
037835Z	Dilation of Left Brachial Artery with Two Drug-eluting Intraluminal Devices, Percutaneous Approach-eluting Intraluminal Devices, Percutaneous Approach
037836Z	Dilation of Left Brachial Artery with Three Drug-eluting Intraluminal Devices, Percutaneous Approach-eluting Intraluminal Devices, Percutaneous Approach
037837Z	Dilation of Left Brachial Artery with Four or More Drug-eluting Intraluminal Devices, Percutaneous Approach-eluting Intraluminal Devices, Percutaneous Approach
03783D6	Dilation of Left Brachial Artery, Bifurcation, with Intraluminal Device, Percutaneous Approach--
03783DZ	Dilation of Left Brachial Artery with Intraluminal Device, Percutaneous Approach--
03783EZ	Dilation of Left Brachial Artery with Two Intraluminal Devices, Percutaneous Approach--
03783F6	Dilation of Left Brachial Artery, Bifurcation, with Three Intraluminal Devices, Percutaneous Approach--
03783FZ	Dilation of Left Brachial Artery with Three Intraluminal Devices, Percutaneous Approach--
03783G6	Dilation of Left Brachial Artery, Bifurcation, with Four or More Intraluminal Devices, Percutaneous Approach--
03783GZ	Dilation of Left Brachial Artery with Four or More Intraluminal Devices, Percutaneous Approach--
03783Z6	Dilation of Left Brachial Artery, Bifurcation, Percutaneous Approach--
03783ZZ	Dilation of Left Brachial Artery, Percutaneous Approach--

Appendix A
Comorbid conditions

037844Z		Dilation of Left Brachial Artery with Drug-eluting Intraluminal Device, Percutaneous Endoscopic Approach-eluting Intraluminal Device, Percutaneous Endoscopic Approach	
037845Z		Dilation of Left Brachial Artery with Two Drug-eluting Intraluminal Devices, Percutaneous Endoscopic Approach-eluting Intraluminal Devices, Percutaneous Endoscopic Approach	
037846Z		Dilation of Left Brachial Artery with Three Drug-eluting Intraluminal Devices, Percutaneous Endoscopic Approach-eluting Intraluminal Devices, Percutaneous Endoscopic Approach	
037847Z		Dilation of Left Brachial Artery with Four or More Drug-eluting Intraluminal Devices, Percutaneous Endoscopic Approach-eluting Intraluminal Devices, Percutaneous Endoscopic Approach	
03784D6		Dilation of Left Brachial Artery, Bifurcation, with Intraluminal Device, Percutaneous Endoscopic Approach-	
03784DZ		Dilation of Left Brachial Artery with Intraluminal Device, Percutaneous Endoscopic Approach-	
03784EZ		Dilation of Left Brachial Artery with Two Intraluminal Devices, Percutaneous Endoscopic Approach-	
03784F6		Dilation of Left Brachial Artery, Bifurcation, with Three Intraluminal Devices, Percutaneous Endoscopic Approach-	
03784FZ		Dilation of Left Brachial Artery with Three Intraluminal Devices, Percutaneous Endoscopic Approach-	
03784G6		Dilation of Left Brachial Artery, Bifurcation, with Four or More Intraluminal Devices, Percutaneous Endoscopic Approach-	
03784GZ		Dilation of Left Brachial Artery with Four or More Intraluminal Devices, Percutaneous Endoscopic Approach-	
03784Z6		Dilation of Left Brachial Artery, Bifurcation, Percutaneous Endoscopic Approach-	
03784ZZ		Dilation of Left Brachial Artery, Percutaneous Endoscopic Approach-	
037904Z		Dilation of Right Ulnar Artery with Drug-eluting Intraluminal Device, Open Approach-eluting Intraluminal Device, Open Approach	
037905Z		Dilation of Right Ulnar Artery with Two Drug-eluting Intraluminal Devices, Open Approach-eluting Intraluminal Devices, Open Approach	
037906Z		Dilation of Right Ulnar Artery with Three Drug-eluting Intraluminal Devices, Open Approach-eluting Intraluminal Devices, Open Approach	
037907Z		Dilation of Right Ulnar Artery with Four or More Drug-eluting Intraluminal Devices, Open Approach-eluting Intraluminal Devices, Open Approach	
03790D6		Dilation of Right Ulnar Artery, Bifurcation, with Intraluminal Device, Open Approach-	
03790DZ		Dilation of Right Ulnar Artery with Intraluminal Device, Open Approach-	
03790EZ		Dilation of Right Ulnar Artery with Two Intraluminal Devices, Open Approach-	
03790F6		Dilation of Right Ulnar Artery, Bifurcation, with Three Intraluminal Devices, Open Approach-	
03790FZ		Dilation of Right Ulnar Artery with Three Intraluminal Devices, Open Approach-	
03790G6		Dilation of Right Ulnar Artery, Bifurcation, with Four or More Intraluminal Devices, Open Approach-	

Appendix A
Comorbid conditions

03790GZ		Dilation of Right Ulnar Artery with Four or More Intraluminal Devices, Open Approach--	
03790Z6		Dilation of Right Ulnar Artery, Bifurcation, Open Approach--	
03790ZZ		Dilation of Right Ulnar Artery, Open Approach--	
037934Z		Dilation of Right Ulnar Artery with Drug-eluting Intraluminal Device, Percutaneous Approach-eluting Intraluminal Device, Percutaneous Approach	
037935Z		Dilation of Right Ulnar Artery with Two Drug-eluting Intraluminal Devices, Percutaneous Approach-eluting Intraluminal Devices, Percutaneous Approach	
037936Z		Dilation of Right Ulnar Artery with Three Drug-eluting Intraluminal Devices, Percutaneous Approach-eluting Intraluminal Devices, Percutaneous Approach	
037937Z		Dilation of Right Ulnar Artery with Four or More Drug-eluting Intraluminal Devices, Percutaneous Approach-eluting Intraluminal Devices, Percutaneous Approach	
03793D6		Dilation of Right Ulnar Artery, Bifurcation, with Intraluminal Device, Percutaneous Approach--	
03793DZ		Dilation of Right Ulnar Artery with Intraluminal Device, Percutaneous Approach--	
03793EZ		Dilation of Right Ulnar Artery with Two Intraluminal Devices, Percutaneous Approach--	
03793F6		Dilation of Right Ulnar Artery, Bifurcation, with Three Intraluminal Devices, Percutaneous Approach--	
03793FZ		Dilation of Right Ulnar Artery with Three Intraluminal Devices, Percutaneous Approach--	
03793G6		Dilation of Right Ulnar Artery, Bifurcation, with Four or More Intraluminal Devices, Percutaneous Approach--	
03793GZ		Dilation of Right Ulnar Artery with Four or More Intraluminal Devices, Percutaneous Approach--	
03793Z6		Dilation of Right Ulnar Artery, Bifurcation, Percutaneous Approach--	
03793ZZ		Dilation of Right Ulnar Artery, Percutaneous Approach--	
037944Z		Dilation of Right Ulnar Artery with Drug-eluting Intraluminal Device, Percutaneous Endoscopic Approach-eluting Intraluminal Device, Percutaneous Endoscopic Approach	
037945Z		Dilation of Right Ulnar Artery with Two Drug-eluting Intraluminal Devices, Percutaneous Endoscopic Approach-eluting Intraluminal Devices, Percutaneous Endoscopic Approach	
037946Z		Dilation of Right Ulnar Artery with Three Drug-eluting Intraluminal Devices, Percutaneous Endoscopic Approach-eluting Intraluminal Devices, Percutaneous Endoscopic Approach	
037947Z		Dilation of Right Ulnar Artery with Four or More Drug-eluting Intraluminal Devices, Percutaneous Endoscopic Approach-eluting Intraluminal Devices, Percutaneous Endoscopic Approach	
03794D6		Dilation of Right Ulnar Artery, Bifurcation, with Intraluminal Device, Percutaneous Endoscopic Approach--	
03794DZ		Dilation of Right Ulnar Artery with Intraluminal Device, Percutaneous Endoscopic Approach--	
03794EZ		Dilation of Right Ulnar Artery with Two Intraluminal Devices, Percutaneous Endoscopic Approach--	
03794F6		Dilation of Right Ulnar Artery, Bifurcation, with Three Intraluminal Devices, Percutaneous Endoscopic Approach--	
03794FZ		Dilation of Right Ulnar Artery with Three Intraluminal Devices, Percutaneous Endoscopic Approach--	

Appendix A
Comorbid conditions

03794G6		Dilation of Right Ulnar Artery, Bifurcation, with Four or More Intraluminal Devices, Percutaneous Endoscopic Approach–	
03794GZ		Dilation of Right Ulnar Artery with Four or More Intraluminal Devices, Percutaneous Endoscopic Approach–	
03794Z6		Dilation of Right Ulnar Artery, Bifurcation, Percutaneous Endoscopic Approach–	
03794ZZ		Dilation of Right Ulnar Artery, Percutaneous Endoscopic Approach–	
037A046		Dilation of Left Ulnar Artery, Bifurcation, with Drug-eluting Intraluminal Device, Open Approach-eluting Intraluminal Device, Open Approach	
037A04Z		Dilation of Left Ulnar Artery with Drug-eluting Intraluminal Device, Open Approach-eluting Intraluminal Device, Open Approach	
037A056		Dilation of Left Ulnar Artery, Bifurcation, with Two Drug-eluting Intraluminal Devices, Open Approach-eluting Intraluminal Devices, Open Approach	
037A05Z		Dilation of Left Ulnar Artery with Two Drug-eluting Intraluminal Devices, Open Approach-eluting Intraluminal Devices, Open Approach	
037A066		Dilation of Left Ulnar Artery, Bifurcation, with Three Drug-eluting Intraluminal Devices, Open Approach-eluting Intraluminal Devices, Open Approach	
037A06Z		Dilation of Left Ulnar Artery with Three Drug-eluting Intraluminal Devices, Open Approach-eluting Intraluminal Devices, Open Approach	
037A076		Dilation of Left Ulnar Artery, Bifurcation, with Four or More Drug-eluting Intraluminal Devices, Open Approach-eluting Intraluminal Devices, Open Approach	
037A07Z		Dilation of Left Ulnar Artery with Four or More Drug-eluting Intraluminal Devices, Open Approach-eluting Intraluminal Devices, Open Approach	
037A0D6		Dilation of Left Ulnar Artery, Bifurcation, with Intraluminal Device, Open Approach–	
037A0DZ		Dilation of Left Ulnar Artery with Intraluminal Device, Open Approach–	
037A0E6		Dilation of Left Ulnar Artery, Bifurcation, with Two Intraluminal Devices, Open Approach–	
037A0EZ		Dilation of Left Ulnar Artery with Two Intraluminal Devices, Open Approach–	
037A0F6		Dilation of Left Ulnar Artery, Bifurcation, with Three Intraluminal Devices, Open Approach–	
037A0FZ		Dilation of Left Ulnar Artery with Three Intraluminal Devices, Open Approach–	
037A0G6		Dilation of Left Ulnar Artery, Bifurcation, with Four or More Intraluminal Devices, Open Approach–	
037A0GZ		Dilation of Left Ulnar Artery with Four or More Intraluminal Devices, Open Approach–	
037A0Z6		Dilation of Left Ulnar Artery, Bifurcation, Open Approach–	
037A0ZZ		Dilation of Left Ulnar Artery, Open Approach–	
037A346		Dilation of Left Ulnar Artery, Bifurcation, with Drug-eluting Intraluminal Device, Percutaneous Approach-eluting Intraluminal Device, Percutaneous Approach	
037A34Z		Dilation of Left Ulnar Artery with Drug-eluting Intraluminal Device, Percutaneous Approach-eluting Intraluminal Device, Percutaneous Approach	

Appendix A
Comorbid conditions

037A356		Dilation of Left Ulnar Artery, Bifurcation, with Two Drug-eluting Intraluminal Devices, Percutaneous Approach-eluting Intraluminal Devices, Percutaneous Approach	
037A35Z		Dilation of Left Ulnar Artery with Two Drug-eluting Intraluminal Devices, Percutaneous Approach-eluting Intraluminal Devices, Percutaneous Approach	
037A366		Dilation of Left Ulnar Artery, Bifurcation, with Three Drug-eluting Intraluminal Devices, Percutaneous Approach-eluting Intraluminal Devices, Percutaneous Approach	
037A36Z		Dilation of Left Ulnar Artery with Three Drug-eluting Intraluminal Devices, Percutaneous Approach-eluting Intraluminal Devices, Percutaneous Approach	
037A376		Dilation of Left Ulnar Artery, Bifurcation, with Four or More Drug-eluting Intraluminal Devices, Percutaneous Approach-eluting Intraluminal Devices, Percutaneous Approach	
037A37Z		Dilation of Left Ulnar Artery with Four or More Drug-eluting Intraluminal Devices, Percutaneous Approach-eluting Intraluminal Devices, Percutaneous Approach	
037A3D6		Dilation of Left Ulnar Artery, Bifurcation, with Intraluminal Device, Percutaneous Approach--	
037A3DZ		Dilation of Left Ulnar Artery with Intraluminal Device, Percutaneous Approach--	
037A3E6		Dilation of Left Ulnar Artery, Bifurcation, with Two Intraluminal Devices, Percutaneous Approach--	
037A3EZ		Dilation of Left Ulnar Artery with Two Intraluminal Devices, Percutaneous Approach--	
037A3F6		Dilation of Left Ulnar Artery, Bifurcation, with Three Intraluminal Devices, Percutaneous Approach--	
037A3FZ		Dilation of Left Ulnar Artery with Three Intraluminal Devices, Percutaneous Approach--	
037A3G6		Dilation of Left Ulnar Artery, Bifurcation, with Four or More Intraluminal Devices, Percutaneous Approach--	
037A3GZ		Dilation of Left Ulnar Artery with Four or More Intraluminal Devices, Percutaneous Approach--	
037A3Z6		Dilation of Left Ulnar Artery, Bifurcation, Percutaneous Approach--	
037A3ZZ		Dilation of Left Ulnar Artery, Percutaneous Approach--	
037A446		Dilation of Left Ulnar Artery, Bifurcation, with Drug-eluting Intraluminal Device, Percutaneous Endoscopic Approach-eluting Intraluminal Device, Percutaneous Endoscopic Approach	
037A44Z		Dilation of Left Ulnar Artery with Drug-eluting Intraluminal Device, Percutaneous Endoscopic Approach-eluting Intraluminal Device, Percutaneous Endoscopic Approach	
037A456		Dilation of Left Ulnar Artery, Bifurcation, with Two Drug-eluting Intraluminal Devices, Percutaneous Endoscopic Approach-eluting Intraluminal Devices, Percutaneous Endoscopic Approach	
037A45Z		Dilation of Left Ulnar Artery with Two Drug-eluting Intraluminal Devices, Percutaneous Endoscopic Approach-eluting Intraluminal Devices, Percutaneous Endoscopic Approach	
037A466		Dilation of Left Ulnar Artery, Bifurcation, with Three Drug-eluting Intraluminal Devices, Percutaneous Endoscopic Approach-eluting Intraluminal Devices, Percutaneous Endoscopic Approach	

Appendix A
Comorbid conditions

037A46Z		Dilation of Left Ulnar Artery with Three Drug-eluting Intraluminal Devices, Percutaneous Endoscopic Approach-eluting Intraluminal Devices, Percutaneous Endoscopic Approach	
037A476		Dilation of Left Ulnar Artery, Bifurcation, with Four or More Drug-eluting Intraluminal Devices, Percutaneous Endoscopic Approach-eluting Intraluminal Devices, Percutaneous Endoscopic Approach	
037A47Z		Dilation of Left Ulnar Artery with Four or More Drug-eluting Intraluminal Devices, Percutaneous Endoscopic Approach-eluting Intraluminal Devices, Percutaneous Endoscopic Approach	
037A4D6		Dilation of Left Ulnar Artery, Bifurcation, with Intraluminal Device, Percutaneous Endoscopic Approach-	
037A4DZ		Dilation of Left Ulnar Artery with Intraluminal Device, Percutaneous Endoscopic Approach-	
037A4E6		Dilation of Left Ulnar Artery, Bifurcation, with Two Intraluminal Devices, Percutaneous Endoscopic Approach-	
037A4EZ		Dilation of Left Ulnar Artery with Two Intraluminal Devices, Percutaneous Endoscopic Approach-	
037A4F6		Dilation of Left Ulnar Artery, Bifurcation, with Three Intraluminal Devices, Percutaneous Endoscopic Approach-	
037A4FZ		Dilation of Left Ulnar Artery with Three Intraluminal Devices, Percutaneous Endoscopic Approach-	
037A4G6		Dilation of Left Ulnar Artery, Bifurcation, with Four or More Intraluminal Devices, Percutaneous Endoscopic Approach-	
037A4GZ		Dilation of Left Ulnar Artery with Four or More Intraluminal Devices, Percutaneous Endoscopic Approach-	
037A4Z6		Dilation of Left Ulnar Artery, Bifurcation, Percutaneous Endoscopic Approach-	
037A4ZZ		Dilation of Left Ulnar Artery, Percutaneous Endoscopic Approach-	
037B046		Dilation of Right Radial Artery, Bifurcation, with Drug-eluting Intraluminal Device, Open Approach-eluting Intraluminal Device, Open Approach	
037B04Z		Dilation of Right Radial Artery with Drug-eluting Intraluminal Device, Open Approach-eluting Intraluminal Device, Open Approach	
037B056		Dilation of Right Radial Artery, Bifurcation, with Two Drug-eluting Intraluminal Devices, Open Approach-eluting Intraluminal Devices, Open Approach	
037B05Z		Dilation of Right Radial Artery with Two Drug-eluting Intraluminal Devices, Open Approach-eluting Intraluminal Devices, Open Approach	
037B066		Dilation of Right Radial Artery, Bifurcation, with Three Drug-eluting Intraluminal Devices, Open Approach-eluting Intraluminal Devices, Open Approach	
037B06Z		Dilation of Right Radial Artery with Three Drug-eluting Intraluminal Devices, Open Approach-eluting Intraluminal Devices, Open Approach	
037B076		Dilation of Right Radial Artery, Bifurcation, with Four or More Drug-eluting Intraluminal Devices, Open Approach-eluting Intraluminal Devices, Open Approach	
037B07Z		Dilation of Right Radial Artery with Four or More Drug-eluting Intraluminal Devices, Open Approach-eluting Intraluminal Devices, Open Approach	
037B0D6		Dilation of Right Radial Artery, Bifurcation, with Intraluminal Device, Open Approach-	

Appendix A
Comorbid conditions

037B0DZ		Dilation of Right Radial Artery with Intraluminal Device, Open Approach--	
037B0E6		Dilation of Right Radial Artery, Bifurcation, with Two Intraluminal Devices, Open Approach--	
037B0EZ		Dilation of Right Radial Artery with Two Intraluminal Devices, Open Approach--	
037B0F6		Dilation of Right Radial Artery, Bifurcation, with Three Intraluminal Devices, Open Approach--	
037B0FZ		Dilation of Right Radial Artery with Three Intraluminal Devices, Open Approach--	
037B0G6		Dilation of Right Radial Artery, Bifurcation, with Four or More Intraluminal Devices, Open Approach--	
037B0GZ		Dilation of Right Radial Artery with Four or More Intraluminal Devices, Open Approach--	
037B0Z6		Dilation of Right Radial Artery, Bifurcation, Open Approach--	
037B0ZZ		Dilation of Right Radial Artery, Open Approach--	
037B346		Dilation of Right Radial Artery, Bifurcation, with Drug-eluting Intraluminal Device, Percutaneous Approach-eluting Intraluminal Device, Percutaneous Approach	
037B34Z		Dilation of Right Radial Artery with Drug-eluting Intraluminal Device, Percutaneous Approach-eluting Intraluminal Device, Percutaneous Approach	
037B356		Dilation of Right Radial Artery, Bifurcation, with Two Drug-eluting Intraluminal Devices, Percutaneous Approach-eluting Intraluminal Devices, Percutaneous Approach	
037B35Z		Dilation of Right Radial Artery with Two Drug-eluting Intraluminal Devices, Percutaneous Approach-eluting Intraluminal Devices, Percutaneous Approach	
037B366		Dilation of Right Radial Artery, Bifurcation, with Three Drug-eluting Intraluminal Devices, Percutaneous Approach-eluting Intraluminal Devices, Percutaneous Approach	
037B36Z		Dilation of Right Radial Artery with Three Drug-eluting Intraluminal Devices, Percutaneous Approach-eluting Intraluminal Devices, Percutaneous Approach	
037B376		Dilation of Right Radial Artery, Bifurcation, with Four or More Drug-eluting Intraluminal Devices, Percutaneous Approach-eluting Intraluminal Devices, Percutaneous Approach	
037B37Z		Dilation of Right Radial Artery with Four or More Drug-eluting Intraluminal Devices, Percutaneous Approach-eluting Intraluminal Devices, Percutaneous Approach	
037B3D6		Dilation of Right Radial Artery, Bifurcation, with Intraluminal Device, Percutaneous Approach--	
037B3DZ		Dilation of Right Radial Artery with Intraluminal Device, Percutaneous Approach--	
037B3E6		Dilation of Right Radial Artery, Bifurcation, with Two Intraluminal Devices, Percutaneous Approach--	
037B3EZ		Dilation of Right Radial Artery with Two Intraluminal Devices, Percutaneous Approach--	
037B3F6		Dilation of Right Radial Artery, Bifurcation, with Three Intraluminal Devices, Percutaneous Approach--	
037B3FZ		Dilation of Right Radial Artery with Three Intraluminal Devices, Percutaneous Approach--	
037B3G6		Dilation of Right Radial Artery, Bifurcation, with Four or More Intraluminal Devices, Percutaneous Approach--	
037B3GZ		Dilation of Right Radial Artery with Four or More Intraluminal Devices, Percutaneous Approach--	

Appendix A
Comorbid conditions

037B3Z6		Dilation of Right Radial Artery, Bifurcation, Percutaneous Approach--	
037B3ZZ		Dilation of Right Radial Artery, Percutaneous Approach--	
037B446		Dilation of Right Radial Artery, Bifurcation, with Drug-eluting Intraluminal Device, Percutaneous Endoscopic Approach-eluting Intraluminal Device, Percutaneous Endoscopic Approach	
037B44Z		Dilation of Right Radial Artery with Drug-eluting Intraluminal Device, Percutaneous Endoscopic Approach-eluting Intraluminal Device, Percutaneous Endoscopic Approach	
037B456		Dilation of Right Radial Artery, Bifurcation, with Two Drug-eluting Intraluminal Devices, Percutaneous Endoscopic Approach-eluting Intraluminal Devices, Percutaneous Endoscopic Approach	
037B45Z		Dilation of Right Radial Artery with Two Drug-eluting Intraluminal Devices, Percutaneous Endoscopic Approach-eluting Intraluminal Devices, Percutaneous Endoscopic Approach	
037B466		Dilation of Right Radial Artery, Bifurcation, with Three Drug-eluting Intraluminal Devices, Percutaneous Endoscopic Approach-eluting Intraluminal Devices, Percutaneous Endoscopic Approach	
037B46Z		Dilation of Right Radial Artery with Three Drug-eluting Intraluminal Devices, Percutaneous Endoscopic Approach-eluting Intraluminal Devices, Percutaneous Endoscopic Approach	
037B476		Dilation of Right Radial Artery, Bifurcation, with Four or More Drug-eluting Intraluminal Devices, Percutaneous Endoscopic Approach-eluting Intraluminal Devices, Percutaneous Endoscopic Approach	
037B47Z		Dilation of Right Radial Artery with Four or More Drug-eluting Intraluminal Devices, Percutaneous Endoscopic Approach-eluting Intraluminal Devices, Percutaneous Endoscopic Approach	
037B4D6		Dilation of Right Radial Artery, Bifurcation, with Intraluminal Device, Percutaneous Endoscopic Approach--	
037B4DZ		Dilation of Right Radial Artery with Intraluminal Device, Percutaneous Endoscopic Approach--	
037B4E6		Dilation of Right Radial Artery, Bifurcation, with Two Intraluminal Devices, Percutaneous Endoscopic Approach--	
037B4EZ		Dilation of Right Radial Artery with Two Intraluminal Devices, Percutaneous Endoscopic Approach--	
037B4F6		Dilation of Right Radial Artery, Bifurcation, with Three Intraluminal Devices, Percutaneous Endoscopic Approach--	
037B4FZ		Dilation of Right Radial Artery with Three Intraluminal Devices, Percutaneous Endoscopic Approach--	
037B4G6		Dilation of Right Radial Artery, Bifurcation, with Four or More Intraluminal Devices, Percutaneous Endoscopic Approach--	
037B4GZ		Dilation of Right Radial Artery with Four or More Intraluminal Devices, Percutaneous Endoscopic Approach--	
037B4Z6		Dilation of Right Radial Artery, Bifurcation, Percutaneous Endoscopic Approach--	
037B4ZZ		Dilation of Right Radial Artery, Percutaneous Endoscopic Approach--	
037C046		Dilation of Left Radial Artery, Bifurcation, with Drug-eluting Intraluminal Device, Open Approach-eluting Intraluminal Device, Open Approach	

Appendix A
Comorbid conditions

037C04Z		Dilation of Left Radial Artery with Drug-eluting Intraluminal Device, Open Approach-eluting Intraluminal Device, Open Approach	
037C056		Dilation of Left Radial Artery, Bifurcation, with Two Drug-eluting Intraluminal Devices, Open Approach-eluting Intraluminal Devices, Open Approach	
037C05Z		Dilation of Left Radial Artery with Two Drug-eluting Intraluminal Devices, Open Approach-eluting Intraluminal Devices, Open Approach	
037C066		Dilation of Left Radial Artery, Bifurcation, with Three Drug-eluting Intraluminal Devices, Open Approach-eluting Intraluminal Devices, Open Approach	
037C06Z		Dilation of Left Radial Artery with Three Drug-eluting Intraluminal Devices, Open Approach-eluting Intraluminal Devices, Open Approach	
037C076		Dilation of Left Radial Artery, Bifurcation, with Four or More Drug-eluting Intraluminal Devices, Open Approach-eluting Intraluminal Devices, Open Approach	
037C07Z		Dilation of Left Radial Artery with Four or More Drug-eluting Intraluminal Devices, Open Approach-eluting Intraluminal Devices, Open Approach	
037C0D6		Dilation of Left Radial Artery, Bifurcation, with Intraluminal Device, Open Approach--	
037C0DZ		Dilation of Left Radial Artery with Intraluminal Device, Open Approach--	
037C0E6		Dilation of Left Radial Artery, Bifurcation, with Two Intraluminal Devices, Open Approach--	
037C0EZ		Dilation of Left Radial Artery with Two Intraluminal Devices, Open Approach--	
037C0F6		Dilation of Left Radial Artery, Bifurcation, with Three Intraluminal Devices, Open Approach--	
037C0FZ		Dilation of Left Radial Artery with Three Intraluminal Devices, Open Approach--	
037C0G6		Dilation of Left Radial Artery, Bifurcation, with Four or More Intraluminal Devices, Open Approach--	
037C0GZ		Dilation of Left Radial Artery with Four or More Intraluminal Devices, Open Approach--	
037C0Z6		Dilation of Left Radial Artery, Bifurcation, Open Approach--	
037C0ZZ		Dilation of Left Radial Artery, Open Approach--	
037C346		Dilation of Left Radial Artery, Bifurcation, with Drug-eluting Intraluminal Device, Percutaneous Approach-eluting Intraluminal Device, Percutaneous Approach	
037C34Z		Dilation of Left Radial Artery with Drug-eluting Intraluminal Device, Percutaneous Approach-eluting Intraluminal Device, Percutaneous Approach	
037C356		Dilation of Left Radial Artery, Bifurcation, with Two Drug-eluting Intraluminal Devices, Percutaneous Approach-eluting Intraluminal Devices, Percutaneous Approach	
037C35Z		Dilation of Left Radial Artery with Two Drug-eluting Intraluminal Devices, Percutaneous Approach-eluting Intraluminal Devices, Percutaneous Approach	
037C366		Dilation of Left Radial Artery, Bifurcation, with Three Drug-eluting Intraluminal Devices, Percutaneous Approach-eluting Intraluminal Devices, Percutaneous Approach	
037C36Z		Dilation of Left Radial Artery with Three Drug-eluting Intraluminal Devices, Percutaneous Approach-eluting Intraluminal Devices, Percutaneous Approach	

Appendix A
Comorbid conditions

037C376		Dilation of Left Radial Artery, Bifurcation, with Four or More Drug-eluting Intraluminal Devices, Percutaneous Approach-eluting Intraluminal Devices, Percutaneous Approach	
037C37Z		Dilation of Left Radial Artery with Four or More Drug-eluting Intraluminal Devices, Percutaneous Approach-eluting Intraluminal Devices, Percutaneous Approach	
037C3D6		Dilation of Left Radial Artery, Bifurcation, with Intraluminal Device, Percutaneous Approach--	
037C3DZ		Dilation of Left Radial Artery with Intraluminal Device, Percutaneous Approach--	
037C3E6		Dilation of Left Radial Artery, Bifurcation, with Two Intraluminal Devices, Percutaneous Approach--	
037C3EZ		Dilation of Left Radial Artery with Two Intraluminal Devices, Percutaneous Approach--	
037C3F6		Dilation of Left Radial Artery, Bifurcation, with Three Intraluminal Devices, Percutaneous Approach--	
037C3FZ		Dilation of Left Radial Artery with Three Intraluminal Devices, Percutaneous Approach--	
037C3G6		Dilation of Left Radial Artery, Bifurcation, with Four or More Intraluminal Devices, Percutaneous Approach--	
037C3GZ		Dilation of Left Radial Artery with Four or More Intraluminal Devices, Percutaneous Approach--	
037C3Z6		Dilation of Left Radial Artery, Bifurcation, Percutaneous Approach--	
037C3ZZ		Dilation of Left Radial Artery, Percutaneous Approach--	
037C446		Dilation of Left Radial Artery, Bifurcation, with Drug-eluting Intraluminal Device, Percutaneous Endoscopic Approach-eluting Intraluminal Device, Percutaneous Endoscopic Approach	
037C44Z		Dilation of Left Radial Artery with Drug-eluting Intraluminal Device, Percutaneous Endoscopic Approach-eluting Intraluminal Device, Percutaneous Endoscopic Approach	
037C456		Dilation of Left Radial Artery, Bifurcation, with Two Drug-eluting Intraluminal Devices, Percutaneous Endoscopic Approach-eluting Intraluminal Devices, Percutaneous Endoscopic Approach	
037C45Z		Dilation of Left Radial Artery with Two Drug-eluting Intraluminal Devices, Percutaneous Endoscopic Approach-eluting Intraluminal Devices, Percutaneous Endoscopic Approach	
037C466		Dilation of Left Radial Artery, Bifurcation, with Three Drug-eluting Intraluminal Devices, Percutaneous Endoscopic Approach-eluting Intraluminal Devices, Percutaneous Endoscopic Approach	
037C46Z		Dilation of Left Radial Artery with Three Drug-eluting Intraluminal Devices, Percutaneous Endoscopic Approach-eluting Intraluminal Devices, Percutaneous Endoscopic Approach	
037C476		Dilation of Left Radial Artery, Bifurcation, with Four or More Drug-eluting Intraluminal Devices, Percutaneous Endoscopic Approach-eluting Intraluminal Devices, Percutaneous Endoscopic Approach	
037C47Z		Dilation of Left Radial Artery with Four or More Drug-eluting Intraluminal Devices, Percutaneous Endoscopic Approach-eluting Intraluminal Devices, Percutaneous Endoscopic Approach	
037C4D6		Dilation of Left Radial Artery, Bifurcation, with Intraluminal Device, Percutaneous Endoscopic Approach--	

Appendix A
Comorbid conditions

037C4DZ		Dilation of Left Radial Artery with Intraluminal Device, Percutaneous Endoscopic Approach--	
037C4E6		Dilation of Left Radial Artery, Bifurcation, with Two Intraluminal Devices, Percutaneous Endoscopic Approach--	
037C4EZ		Dilation of Left Radial Artery with Two Intraluminal Devices, Percutaneous Endoscopic Approach--	
037C4F6		Dilation of Left Radial Artery, Bifurcation, with Three Intraluminal Devices, Percutaneous Endoscopic Approach--	
037C4FZ		Dilation of Left Radial Artery with Three Intraluminal Devices, Percutaneous Endoscopic Approach--	
037C4G6		Dilation of Left Radial Artery, Bifurcation, with Four or More Intraluminal Devices, Percutaneous Endoscopic Approach--	
037C4GZ		Dilation of Left Radial Artery with Four or More Intraluminal Devices, Percutaneous Endoscopic Approach--	
037C4Z6		Dilation of Left Radial Artery, Bifurcation, Percutaneous Endoscopic Approach--	
037C4ZZ		Dilation of Left Radial Artery, Percutaneous Endoscopic Approach--	
037D046		Dilation of Right Hand Artery, Bifurcation, with Drug-eluting Intraluminal Device, Open Approach-eluting Intraluminal Device, Open Approach	
037D04Z		Dilation of Right Hand Artery with Drug-eluting Intraluminal Device, Open Approach-eluting Intraluminal Device, Open Approach	
037D056		Dilation of Right Hand Artery, Bifurcation, with Two Drug-eluting Intraluminal Devices, Open Approach-eluting Intraluminal Devices, Open Approach	
037D05Z		Dilation of Right Hand Artery with Two Drug-eluting Intraluminal Devices, Open Approach-eluting Intraluminal Devices, Open Approach	
037D066		Dilation of Right Hand Artery, Bifurcation, with Three Drug-eluting Intraluminal Devices, Open Approach-eluting Intraluminal Devices, Open Approach	
037D06Z		Dilation of Right Hand Artery with Three Drug-eluting Intraluminal Devices, Open Approach-eluting Intraluminal Devices, Open Approach	
037D076		Dilation of Right Hand Artery, Bifurcation, with Four or More Drug-eluting Intraluminal Devices, Open Approach-eluting Intraluminal Devices, Open Approach	
037D07Z		Dilation of Right Hand Artery with Four or More Drug-eluting Intraluminal Devices, Open Approach-eluting Intraluminal Devices, Open Approach	
037D0D6		Dilation of Right Hand Artery, Bifurcation, with Intraluminal Device, Open Approach--	
037D0DZ		Dilation of Right Hand Artery with Intraluminal Device, Open Approach--	
037D0E6		Dilation of Right Hand Artery, Bifurcation, with Two Intraluminal Devices, Open Approach--	
037D0EZ		Dilation of Right Hand Artery with Two Intraluminal Devices, Open Approach--	
037D0F6		Dilation of Right Hand Artery, Bifurcation, with Three Intraluminal Devices, Open Approach--	
037D0FZ		Dilation of Right Hand Artery with Three Intraluminal Devices, Open Approach--	
037D0G6		Dilation of Right Hand Artery, Bifurcation, with Four or More Intraluminal Devices, Open Approach--	
037D0GZ		Dilation of Right Hand Artery with Four or More Intraluminal Devices, Open Approach--	

Appendix A
Comorbid conditions

037D0Z6		Dilation of Right Hand Artery, Bifurcation, Open Approach--	
037D0ZZ		Dilation of Right Hand Artery, Open Approach--	
037D346		Dilation of Right Hand Artery, Bifurcation, with Drug-eluting Intraluminal Device, Percutaneous Approach-eluting Intraluminal Device, Percutaneous Approach	
037D34Z		Dilation of Right Hand Artery with Drug-eluting Intraluminal Device, Percutaneous Approach-eluting Intraluminal Device, Percutaneous Approach	
037D356		Dilation of Right Hand Artery, Bifurcation, with Two Drug-eluting Intraluminal Devices, Percutaneous Approach-eluting Intraluminal Devices, Percutaneous Approach	
037D35Z		Dilation of Right Hand Artery with Two Drug-eluting Intraluminal Devices, Percutaneous Approach-eluting Intraluminal Devices, Percutaneous Approach	
037D366		Dilation of Right Hand Artery, Bifurcation, with Three Drug-eluting Intraluminal Devices, Percutaneous Approach-eluting Intraluminal Devices, Percutaneous Approach	
037D36Z		Dilation of Right Hand Artery with Three Drug-eluting Intraluminal Devices, Percutaneous Approach-eluting Intraluminal Devices, Percutaneous Approach	
037D376		Dilation of Right Hand Artery, Bifurcation, with Four or More Drug-eluting Intraluminal Devices, Percutaneous Approach-eluting Intraluminal Devices, Percutaneous Approach	
037D37Z		Dilation of Right Hand Artery with Four or More Drug-eluting Intraluminal Devices, Percutaneous Approach-eluting Intraluminal Devices, Percutaneous Approach	
037D3D6		Dilation of Right Hand Artery, Bifurcation, with Intraluminal Device, Percutaneous Approach--	
037D3DZ		Dilation of Right Hand Artery with Intraluminal Device, Percutaneous Approach--	
037D3E6		Dilation of Right Hand Artery, Bifurcation, with Two Intraluminal Devices, Percutaneous Approach--	
037D3EZ		Dilation of Right Hand Artery with Two Intraluminal Devices, Percutaneous Approach--	
037D3F6		Dilation of Right Hand Artery, Bifurcation, with Three Intraluminal Devices, Percutaneous Approach--	
037D3FZ		Dilation of Right Hand Artery with Three Intraluminal Devices, Percutaneous Approach--	
037D3G6		Dilation of Right Hand Artery, Bifurcation, with Four or More Intraluminal Devices, Percutaneous Approach--	
037D3GZ		Dilation of Right Hand Artery with Four or More Intraluminal Devices, Percutaneous Approach--	
037D3Z6		Dilation of Right Hand Artery, Bifurcation, Percutaneous Approach--	
037D3ZZ		Dilation of Right Hand Artery, Percutaneous Approach--	
037D446		Dilation of Right Hand Artery, Bifurcation, with Drug-eluting Intraluminal Device, Percutaneous Endoscopic Approach-eluting Intraluminal Device, Percutaneous Endoscopic Approach	
037D44Z		Dilation of Right Hand Artery with Drug-eluting Intraluminal Device, Percutaneous Endoscopic Approach-eluting Intraluminal Device, Percutaneous Endoscopic Approach	
037D456		Dilation of Right Hand Artery, Bifurcation, with Two Drug-eluting Intraluminal Devices, Percutaneous Endoscopic Approach-eluting Intraluminal Devices, Percutaneous Endoscopic Approach	

Appendix A
Comorbid conditions

037D45Z		Dilation of Right Hand Artery with Two Drug-eluting Intraluminal Devices, Percutaneous Endoscopic Approach-eluting Intraluminal Devices, Percutaneous Endoscopic Approach	
037D466		Dilation of Right Hand Artery, Bifurcation, with Three Drug-eluting Intraluminal Devices, Percutaneous Endoscopic Approach-eluting Intraluminal Devices, Percutaneous Endoscopic Approach	
037D46Z		Dilation of Right Hand Artery with Three Drug-eluting Intraluminal Devices, Percutaneous Endoscopic Approach-eluting Intraluminal Devices, Percutaneous Endoscopic Approach	
037D476		Dilation of Right Hand Artery, Bifurcation, with Four or More Drug-eluting Intraluminal Devices, Percutaneous Endoscopic Approach-eluting Intraluminal Devices, Percutaneous Endoscopic Approach	
037D47Z		Dilation of Right Hand Artery with Four or More Drug-eluting Intraluminal Devices, Percutaneous Endoscopic Approach-eluting Intraluminal Devices, Percutaneous Endoscopic Approach	
037D4D6		Dilation of Right Hand Artery, Bifurcation, with Intraluminal Device, Percutaneous Endoscopic Approach-	
037D4DZ		Dilation of Right Hand Artery with Intraluminal Device, Percutaneous Endoscopic Approach-	
037D4E6		Dilation of Right Hand Artery, Bifurcation, with Two Intraluminal Devices, Percutaneous Endoscopic Approach-	
037D4EZ		Dilation of Right Hand Artery with Two Intraluminal Devices, Percutaneous Endoscopic Approach-	
037D4F6		Dilation of Right Hand Artery, Bifurcation, with Three Intraluminal Devices, Percutaneous Endoscopic Approach-	
037D4FZ		Dilation of Right Hand Artery with Three Intraluminal Devices, Percutaneous Endoscopic Approach-	
037D4G6		Dilation of Right Hand Artery, Bifurcation, with Four or More Intraluminal Devices, Percutaneous Endoscopic Approach-	
037D4GZ		Dilation of Right Hand Artery with Four or More Intraluminal Devices, Percutaneous Endoscopic Approach-	
037D4Z6		Dilation of Right Hand Artery, Bifurcation, Percutaneous Endoscopic Approach-	
037D4ZZ		Dilation of Right Hand Artery, Percutaneous Endoscopic Approach-	
037F046		Dilation of Left Hand Artery, Bifurcation, with Drug-eluting Intraluminal Device, Open Approach-eluting Intraluminal Device, Open Approach	
037F04Z		Dilation of Left Hand Artery with Drug-eluting Intraluminal Device, Open Approach-eluting Intraluminal Device, Open Approach	
037F056		Dilation of Left Hand Artery, Bifurcation, with Two Drug-eluting Intraluminal Devices, Open Approach-eluting Intraluminal Devices, Open Approach	
037F05Z		Dilation of Left Hand Artery with Two Drug-eluting Intraluminal Devices, Open Approach-eluting Intraluminal Devices, Open Approach	
037F066		Dilation of Left Hand Artery, Bifurcation, with Three Drug-eluting Intraluminal Devices, Open Approach-eluting Intraluminal Devices, Open Approach	
037F06Z		Dilation of Left Hand Artery with Three Drug-eluting Intraluminal Devices, Open Approach-eluting Intraluminal Devices, Open Approach	

Appendix A
Comorbid conditions

037F076		Dilation of Left Hand Artery, Bifurcation, with Four or More Drug-eluting Intraluminal Devices, Open Approach-eluting Intraluminal Devices, Open Approach	
037F07Z		Dilation of Left Hand Artery with Four or More Drug-eluting Intraluminal Devices, Open Approach-eluting Intraluminal Devices, Open Approach	
037F0D6		Dilation of Left Hand Artery, Bifurcation, with Intraluminal Device, Open Approach--	
037F0DZ		Dilation of Left Hand Artery with Intraluminal Device, Open Approach--	
037F0E6		Dilation of Left Hand Artery, Bifurcation, with Two Intraluminal Devices, Open Approach--	
037F0EZ		Dilation of Left Hand Artery with Two Intraluminal Devices, Open Approach--	
037F0F6		Dilation of Left Hand Artery, Bifurcation, with Three Intraluminal Devices, Open Approach--	
037F0FZ		Dilation of Left Hand Artery with Three Intraluminal Devices, Open Approach--	
037F0G6		Dilation of Left Hand Artery, Bifurcation, with Four or More Intraluminal Devices, Open Approach--	
037F0GZ		Dilation of Left Hand Artery with Four or More Intraluminal Devices, Open Approach--	
037F0Z6		Dilation of Left Hand Artery, Bifurcation, Open Approach--	
037F0ZZ		Dilation of Left Hand Artery, Open Approach--	
037F346		Dilation of Left Hand Artery, Bifurcation, with Drug-eluting Intraluminal Device, Percutaneous Approach-eluting Intraluminal Device, Percutaneous Approach	
037F34Z		Dilation of Left Hand Artery with Drug-eluting Intraluminal Device, Percutaneous Approach-eluting Intraluminal Device, Percutaneous Approach	
037F356		Dilation of Left Hand Artery, Bifurcation, with Two Drug-eluting Intraluminal Devices, Percutaneous Approach-eluting Intraluminal Devices, Percutaneous Approach	
037F35Z		Dilation of Left Hand Artery with Two Drug-eluting Intraluminal Devices, Percutaneous Approach-eluting Intraluminal Devices, Percutaneous Approach	
037F366		Dilation of Left Hand Artery, Bifurcation, with Three Drug-eluting Intraluminal Devices, Percutaneous Approach-eluting Intraluminal Devices, Percutaneous Approach	
037F36Z		Dilation of Left Hand Artery with Three Drug-eluting Intraluminal Devices, Percutaneous Approach-eluting Intraluminal Devices, Percutaneous Approach	
037F376		Dilation of Left Hand Artery, Bifurcation, with Four or More Drug-eluting Intraluminal Devices, Percutaneous Approach-eluting Intraluminal Devices, Percutaneous Approach	
037F37Z		Dilation of Left Hand Artery with Four or More Drug-eluting Intraluminal Devices, Percutaneous Approach-eluting Intraluminal Devices, Percutaneous Approach	
037F3D6		Dilation of Left Hand Artery, Bifurcation, with Intraluminal Device, Percutaneous Approach--	
037F3DZ		Dilation of Left Hand Artery with Intraluminal Device, Percutaneous Approach--	
037F3E6		Dilation of Left Hand Artery, Bifurcation, with Two Intraluminal Devices, Percutaneous Approach--	
037F3EZ		Dilation of Left Hand Artery with Two Intraluminal Devices, Percutaneous Approach--	
037F3F6		Dilation of Left Hand Artery, Bifurcation, with Three Intraluminal Devices, Percutaneous Approach--	

Appendix A
Comorbid conditions

037F3FZ		Dilation of Left Hand Artery with Three Intraluminal Devices, Percutaneous Approach--	
037F3G6		Dilation of Left Hand Artery, Bifurcation, with Four or More Intraluminal Devices, Percutaneous Approach--	
037F3GZ		Dilation of Left Hand Artery with Four or More Intraluminal Devices, Percutaneous Approach--	
037F3Z6		Dilation of Left Hand Artery, Bifurcation, Percutaneous Approach--	
037F3ZZ		Dilation of Left Hand Artery, Percutaneous Approach--	
037F446		Dilation of Left Hand Artery, Bifurcation, with Drug-eluting Intraluminal Device, Percutaneous Endoscopic Approach-eluting Intraluminal Device, Percutaneous Endoscopic Approach	
037F44Z		Dilation of Left Hand Artery with Drug-eluting Intraluminal Device, Percutaneous Endoscopic Approach-eluting Intraluminal Device, Percutaneous Endoscopic Approach	
037F456		Dilation of Left Hand Artery, Bifurcation, with Two Drug-eluting Intraluminal Devices, Percutaneous Endoscopic Approach-eluting Intraluminal Devices, Percutaneous Endoscopic Approach	
037F45Z		Dilation of Left Hand Artery with Two Drug-eluting Intraluminal Devices, Percutaneous Endoscopic Approach-eluting Intraluminal Devices, Percutaneous Endoscopic Approach	
037F466		Dilation of Left Hand Artery, Bifurcation, with Three Drug-eluting Intraluminal Devices, Percutaneous Endoscopic Approach-eluting Intraluminal Devices, Percutaneous Endoscopic Approach	
037F46Z		Dilation of Left Hand Artery with Three Drug-eluting Intraluminal Devices, Percutaneous Endoscopic Approach-eluting Intraluminal Devices, Percutaneous Endoscopic Approach	
037F476		Dilation of Left Hand Artery, Bifurcation, with Four or More Drug-eluting Intraluminal Devices, Percutaneous Endoscopic Approach-eluting Intraluminal Devices, Percutaneous Endoscopic Approach	
037F47Z		Dilation of Left Hand Artery with Four or More Drug-eluting Intraluminal Devices, Percutaneous Endoscopic Approach-eluting Intraluminal Devices, Percutaneous Endoscopic Approach	
037F4D6		Dilation of Left Hand Artery, Bifurcation, with Intraluminal Device, Percutaneous Endoscopic Approach--	
037F4DZ		Dilation of Left Hand Artery with Intraluminal Device, Percutaneous Endoscopic Approach--	
037F4E6		Dilation of Left Hand Artery, Bifurcation, with Two Intraluminal Devices, Percutaneous Endoscopic Approach--	
037F4EZ		Dilation of Left Hand Artery with Two Intraluminal Devices, Percutaneous Endoscopic Approach--	
037F4F6		Dilation of Left Hand Artery, Bifurcation, with Three Intraluminal Devices, Percutaneous Endoscopic Approach--	
037F4FZ		Dilation of Left Hand Artery with Three Intraluminal Devices, Percutaneous Endoscopic Approach--	
037F4G6		Dilation of Left Hand Artery, Bifurcation, with Four or More Intraluminal Devices, Percutaneous Endoscopic Approach--	
037F4GZ		Dilation of Left Hand Artery with Four or More Intraluminal Devices, Percutaneous Endoscopic Approach--	

Appendix A
Comorbid conditions

037F4Z6		Dilation of Left Hand Artery, Bifurcation, Percutaneous Endoscopic Approach--	
037F4ZZ		Dilation of Left Hand Artery, Percutaneous Endoscopic Approach--	
037G046		Dilation of Intracranial Artery, Bifurcation, with Drug-eluting Intraluminal Device, Open Approach-eluting Intraluminal Device, Open Approach	
037G04Z		Dilation of Intracranial Artery with Drug-eluting Intraluminal Device, Open Approach-eluting Intraluminal Device, Open Approach	
037G056		Dilation of Intracranial Artery, Bifurcation, with Two Drug-eluting Intraluminal Devices, Open Approach-eluting Intraluminal Devices, Open Approach	
037G05Z		Dilation of Intracranial Artery with Two Drug-eluting Intraluminal Devices, Open Approach-eluting Intraluminal Devices, Open Approach	
037G066		Dilation of Intracranial Artery, Bifurcation, with Three Drug-eluting Intraluminal Devices, Open Approach-eluting Intraluminal Devices, Open Approach	
037G06Z		Dilation of Intracranial Artery with Three Drug-eluting Intraluminal Devices, Open Approach-eluting Intraluminal Devices, Open Approach	
037G076		Dilation of Intracranial Artery, Bifurcation, with Four or More Drug-eluting Intraluminal Devices, Open Approach-eluting Intraluminal Devices, Open Approach	
037G07Z		Dilation of Intracranial Artery with Four or More Drug-eluting Intraluminal Devices, Open Approach-eluting Intraluminal Devices, Open Approach	
037G0D6		Dilation of Intracranial Artery, Bifurcation, with Intraluminal Device, Open Approach--	
037G0DZ		Dilation of Intracranial Artery with Intraluminal Device, Open Approach--	
037G0E6		Dilation of Intracranial Artery, Bifurcation, with Two Intraluminal Devices, Open Approach--	
037G0EZ		Dilation of Intracranial Artery with Two Intraluminal Devices, Open Approach--	
037G0F6		Dilation of Intracranial Artery, Bifurcation, with Three Intraluminal Devices, Open Approach--	
037G0FZ		Dilation of Intracranial Artery with Three Intraluminal Devices, Open Approach--	
037G0G6		Dilation of Intracranial Artery, Bifurcation, with Four or More Intraluminal Devices, Open Approach--	
037G0GZ		Dilation of Intracranial Artery with Four or More Intraluminal Devices, Open Approach--	
037G0Z6		Dilation of Intracranial Artery, Bifurcation, Open Approach--	
037G0ZZ		Dilation of Intracranial Artery, Open Approach--	
037H046		Dilation of Right Common Carotid Artery, Bifurcation, with Drug-eluting Intraluminal Device, Open Approach-eluting Intraluminal Device, Open Approach	
037H04Z		Dilation of Right Common Carotid Artery with Drug-eluting Intraluminal Device, Open Approach-eluting Intraluminal Device, Open Approach	
037H056		Dilation of Right Common Carotid Artery, Bifurcation, with Two Drug-eluting Intraluminal Devices, Open Approach-eluting Intraluminal Devices, Open Approach	
037H05Z		Dilation of Right Common Carotid Artery with Two Drug-eluting Intraluminal Devices, Open Approach-eluting Intraluminal Devices, Open Approach	

Appendix A
Comorbid conditions

037H066		Dilation of Right Common Carotid Artery, Bifurcation, with Three Drug-eluting Intraluminal Devices, Open Approach-eluting Intraluminal Devices, Open Approach	
037H06Z		Dilation of Right Common Carotid Artery with Three Drug-eluting Intraluminal Devices, Open Approach-eluting Intraluminal Devices, Open Approach	
037H076		Dilation of Right Common Carotid Artery, Bifurcation, with Four or More Drug-eluting Intraluminal Devices, Open Approach-eluting Intraluminal Devices, Open Approach	
037H07Z		Dilation of Right Common Carotid Artery with Four or More Drug-eluting Intraluminal Devices, Open Approach-eluting Intraluminal Devices, Open Approach	
037H0D6		Dilation of Right Common Carotid Artery, Bifurcation, with Intraluminal Device, Open Approach--	
037H0DZ		Dilation of Right Common Carotid Artery with Intraluminal Device, Open Approach--	
037H0E6		Dilation of Right Common Carotid Artery, Bifurcation, with Two Intraluminal Devices, Open Approach--	
037H0EZ		Dilation of Right Common Carotid Artery with Two Intraluminal Devices, Open Approach--	
037H0F6		Dilation of Right Common Carotid Artery, Bifurcation, with Three Intraluminal Devices, Open Approach--	
037H0FZ		Dilation of Right Common Carotid Artery with Three Intraluminal Devices, Open Approach--	
037H0G6		Dilation of Right Common Carotid Artery, Bifurcation, with Four or More Intraluminal Devices, Open Approach--	
037H0GZ		Dilation of Right Common Carotid Artery with Four or More Intraluminal Devices, Open Approach--	
037H0Z6		Dilation of Right Common Carotid Artery, Bifurcation, Open Approach--	
037H0ZZ		Dilation of Right Common Carotid Artery, Open Approach--	
037J046		Dilation of Left Common Carotid Artery, Bifurcation, with Drug-eluting Intraluminal Device, Open Approach-eluting Intraluminal Device, Open Approach	
037J04Z		Dilation of Left Common Carotid Artery with Drug-eluting Intraluminal Device, Open Approach-eluting Intraluminal Device, Open Approach	
037J056		Dilation of Left Common Carotid Artery, Bifurcation, with Two Drug-eluting Intraluminal Devices, Open Approach-eluting Intraluminal Devices, Open Approach	
037J05Z		Dilation of Left Common Carotid Artery with Two Drug-eluting Intraluminal Devices, Open Approach-eluting Intraluminal Devices, Open Approach	
037J066		Dilation of Left Common Carotid Artery, Bifurcation, with Three Drug-eluting Intraluminal Devices, Open Approach-eluting Intraluminal Devices, Open Approach	
037J06Z		Dilation of Left Common Carotid Artery with Three Drug-eluting Intraluminal Devices, Open Approach-eluting Intraluminal Devices, Open Approach	
037J076		Dilation of Left Common Carotid Artery, Bifurcation, with Four or More Drug-eluting Intraluminal Devices, Open Approach-eluting Intraluminal Devices, Open Approach	
037J07Z		Dilation of Left Common Carotid Artery with Four or More Drug-eluting Intraluminal Devices, Open Approach-eluting Intraluminal Devices, Open Approach	
037J0D6		Dilation of Left Common Carotid Artery, Bifurcation, with Intraluminal Device, Open Approach--	
037J0DZ		Dilation of Left Common Carotid Artery with Intraluminal Device, Open Approach--	

Appendix A
Comorbid conditions

037J0E6		Dilation of Left Common Carotid Artery, Bifurcation, with Two Intraluminal Devices, Open Approach–	
037J0EZ		Dilation of Left Common Carotid Artery with Two Intraluminal Devices, Open Approach–	
037J0F6		Dilation of Left Common Carotid Artery, Bifurcation, with Three Intraluminal Devices, Open Approach–	
037J0FZ		Dilation of Left Common Carotid Artery with Three Intraluminal Devices, Open Approach–	
037J0G6		Dilation of Left Common Carotid Artery, Bifurcation, with Four or More Intraluminal Devices, Open Approach–	
037J0GZ		Dilation of Left Common Carotid Artery with Four or More Intraluminal Devices, Open Approach–	
037J0Z6		Dilation of Left Common Carotid Artery, Bifurcation, Open Approach–	
037J0ZZ		Dilation of Left Common Carotid Artery, Open Approach–	
037K046		Dilation of Right Internal Carotid Artery, Bifurcation, with Drug-eluting Intraluminal Device, Open Approach-eluting Intraluminal Device, Open Approach	
037K04Z		Dilation of Right Internal Carotid Artery with Drug-eluting Intraluminal Device, Open Approach-eluting Intraluminal Device, Open Approach	
037K056		Dilation of Right Internal Carotid Artery, Bifurcation, with Two Drug-eluting Intraluminal Devices, Open Approach-eluting Intraluminal Devices, Open Approach	
037K05Z		Dilation of Right Internal Carotid Artery with Two Drug-eluting Intraluminal Devices, Open Approach-eluting Intraluminal Devices, Open Approach	
037K066		Dilation of Right Internal Carotid Artery, Bifurcation, with Three Drug-eluting Intraluminal Devices, Open Approach-eluting Intraluminal Devices, Open Approach	
037K06Z		Dilation of Right Internal Carotid Artery with Three Drug-eluting Intraluminal Devices, Open Approach-eluting Intraluminal Devices, Open Approach	
037K076		Dilation of Right Internal Carotid Artery, Bifurcation, with Four or More Drug-eluting Intraluminal Devices, Open Approach-eluting Intraluminal Devices, Open Approach	
037K07Z		Dilation of Right Internal Carotid Artery with Four or More Drug-eluting Intraluminal Devices, Open Approach-eluting Intraluminal Devices, Open Approach	
037K0D6		Dilation of Right Internal Carotid Artery, Bifurcation, with Intraluminal Device, Open Approach–	
037K0DZ		Dilation of Right Internal Carotid Artery with Intraluminal Device, Open Approach–	
037K0E6		Dilation of Right Internal Carotid Artery, Bifurcation, with Two Intraluminal Devices, Open Approach–	
037K0EZ		Dilation of Right Internal Carotid Artery with Two Intraluminal Devices, Open Approach–	
037K0F6		Dilation of Right Internal Carotid Artery, Bifurcation, with Three Intraluminal Devices, Open Approach–	
037K0FZ		Dilation of Right Internal Carotid Artery with Three Intraluminal Devices, Open Approach–	
037K0G6		Dilation of Right Internal Carotid Artery, Bifurcation, with Four or More Intraluminal Devices, Open Approach–	
037K0GZ		Dilation of Right Internal Carotid Artery with Four or More Intraluminal Devices, Open Approach–	
037K0Z6		Dilation of Right Internal Carotid Artery, Bifurcation, Open Approach–	
037K0ZZ		Dilation of Right Internal Carotid Artery, Open Approach–	

Appendix A
Comorbid conditions

037L046		Dilation of Left Internal Carotid Artery, Bifurcation, with Drug-eluting Intraluminal Device, Open Approach-eluting Intraluminal Device, Open Approach	
037L04Z		Dilation of Left Internal Carotid Artery with Drug-eluting Intraluminal Device, Open Approach-eluting Intraluminal Device, Open Approach	
037L056		Dilation of Left Internal Carotid Artery, Bifurcation, with Two Drug-eluting Intraluminal Devices, Open Approach-eluting Intraluminal Devices, Open Approach	
037L05Z		Dilation of Left Internal Carotid Artery with Two Drug-eluting Intraluminal Devices, Open Approach-eluting Intraluminal Devices, Open Approach	
037L066		Dilation of Left Internal Carotid Artery, Bifurcation, with Three Drug-eluting Intraluminal Devices, Open Approach-eluting Intraluminal Devices, Open Approach	
037L06Z		Dilation of Left Internal Carotid Artery with Three Drug-eluting Intraluminal Devices, Open Approach-eluting Intraluminal Devices, Open Approach	
037L076		Dilation of Left Internal Carotid Artery, Bifurcation, with Four or More Drug-eluting Intraluminal Devices, Open Approach-eluting Intraluminal Devices, Open Approach	
037L07Z		Dilation of Left Internal Carotid Artery with Four or More Drug-eluting Intraluminal Devices, Open Approach-eluting Intraluminal Devices, Open Approach	
037L0D6		Dilation of Left Internal Carotid Artery, Bifurcation, with Intraluminal Device, Open Approach-	
037L0DZ		Dilation of Left Internal Carotid Artery with Intraluminal Device, Open Approach-	
037L0E6		Dilation of Left Internal Carotid Artery, Bifurcation, with Two Intraluminal Devices, Open Approach-	
037L0EZ		Dilation of Left Internal Carotid Artery with Two Intraluminal Devices, Open Approach-	
037L0F6		Dilation of Left Internal Carotid Artery, Bifurcation, with Three Intraluminal Devices, Open Approach-	
037L0FZ		Dilation of Left Internal Carotid Artery with Three Intraluminal Devices, Open Approach-	
037L0G6		Dilation of Left Internal Carotid Artery, Bifurcation, with Four or More Intraluminal Devices, Open Approach-	
037L0GZ		Dilation of Left Internal Carotid Artery with Four or More Intraluminal Devices, Open Approach-	
037L0Z6		Dilation of Left Internal Carotid Artery, Bifurcation, Open Approach-	
037L0ZZ		Dilation of Left Internal Carotid Artery, Open Approach-	
037M046		Dilation of Right External Carotid Artery, Bifurcation, with Drug-eluting Intraluminal Device, Open Approach-eluting Intraluminal Device, Open Approach	
037M04Z		Dilation of Right External Carotid Artery with Drug-eluting Intraluminal Device, Open Approach-eluting Intraluminal Device, Open Approach	
037M056		Dilation of Right External Carotid Artery, Bifurcation, with Two Drug-eluting Intraluminal Devices, Open Approach-eluting Intraluminal Devices, Open Approach	
037M05Z		Dilation of Right External Carotid Artery with Two Drug-eluting Intraluminal Devices, Open Approach-eluting Intraluminal Devices, Open Approach	
037M066		Dilation of Right External Carotid Artery, Bifurcation, with Three Drug-eluting Intraluminal Devices, Open Approach-eluting Intraluminal Devices, Open Approach	

Appendix A
Comorbid conditions

037M06Z		Dilation of Right External Carotid Artery with Three Drug-eluting Intraluminal Devices, Open Approach-eluting Intraluminal Devices, Open Approach	
037M076		Dilation of Right External Carotid Artery, Bifurcation, with Four or More Drug-eluting Intraluminal Devices, Open Approach-eluting Intraluminal Devices, Open Approach	
037M07Z		Dilation of Right External Carotid Artery with Four or More Drug-eluting Intraluminal Devices, Open Approach-eluting Intraluminal Devices, Open Approach	
037M0D6		Dilation of Right External Carotid Artery, Bifurcation, with Intraluminal Device, Open Approach-	
037M0DZ		Dilation of Right External Carotid Artery with Intraluminal Device, Open Approach-	
037M0E6		Dilation of Right External Carotid Artery, Bifurcation, with Two Intraluminal Devices, Open Approach-	
037M0EZ		Dilation of Right External Carotid Artery with Two Intraluminal Devices, Open Approach-	
037M0F6		Dilation of Right External Carotid Artery, Bifurcation, with Three Intraluminal Devices, Open Approach-	
037M0FZ		Dilation of Right External Carotid Artery with Three Intraluminal Devices, Open Approach-	
037M0G6		Dilation of Right External Carotid Artery, Bifurcation, with Four or More Intraluminal Devices, Open Approach-	
037M0GZ		Dilation of Right External Carotid Artery with Four or More Intraluminal Devices, Open Approach-	
037M0Z6		Dilation of Right External Carotid Artery, Bifurcation, Open Approach-	
037M0ZZ		Dilation of Right External Carotid Artery, Open Approach-	
037N046		Dilation of Left External Carotid Artery, Bifurcation, with Drug-eluting Intraluminal Device, Open Approach-eluting Intraluminal Device, Open Approach	
037N04Z		Dilation of Left External Carotid Artery with Drug-eluting Intraluminal Device, Open Approach-eluting Intraluminal Device, Open Approach	
037N056		Dilation of Left External Carotid Artery, Bifurcation, with Two Drug-eluting Intraluminal Devices, Open Approach-eluting Intraluminal Devices, Open Approach	
037N05Z		Dilation of Left External Carotid Artery with Two Drug-eluting Intraluminal Devices, Open Approach-eluting Intraluminal Devices, Open Approach	
037N066		Dilation of Left External Carotid Artery, Bifurcation, with Three Drug-eluting Intraluminal Devices, Open Approach-eluting Intraluminal Devices, Open Approach	
037N06Z		Dilation of Left External Carotid Artery with Three Drug-eluting Intraluminal Devices, Open Approach-eluting Intraluminal Devices, Open Approach	
037N076		Dilation of Left External Carotid Artery, Bifurcation, with Four or More Drug-eluting Intraluminal Devices, Open Approach-eluting Intraluminal Devices, Open Approach	
037N07Z		Dilation of Left External Carotid Artery with Four or More Drug-eluting Intraluminal Devices, Open Approach-eluting Intraluminal Devices, Open Approach	
037N0D6		Dilation of Left External Carotid Artery, Bifurcation, with Intraluminal Device, Open Approach-	
037N0DZ		Dilation of Left External Carotid Artery with Intraluminal Device, Open Approach-	
037N0E6		Dilation of Left External Carotid Artery, Bifurcation, with Two Intraluminal Devices, Open Approach-	

Appendix A
Comorbid conditions

037N0EZ		Dilation of Left External Carotid Artery with Two Intraluminal Devices, Open Approach--	
037N0F6		Dilation of Left External Carotid Artery, Bifurcation, with Three Intraluminal Devices, Open Approach--	
037N0FZ		Dilation of Left External Carotid Artery with Three Intraluminal Devices, Open Approach--	
037N0G6		Dilation of Left External Carotid Artery, Bifurcation, with Four or More Intraluminal Devices, Open Approach--	
037N0GZ		Dilation of Left External Carotid Artery with Four or More Intraluminal Devices, Open Approach--	
037N0Z6		Dilation of Left External Carotid Artery, Bifurcation, Open Approach--	
037N0ZZ		Dilation of Left External Carotid Artery, Open Approach--	
037P046		Dilation of Right Vertebral Artery, Bifurcation, with Drug-eluting Intraluminal Device, Open Approach-eluting Intraluminal Device, Open Approach	
037P04Z		Dilation of Right Vertebral Artery with Drug-eluting Intraluminal Device, Open Approach-eluting Intraluminal Device, Open Approach	
037P056		Dilation of Right Vertebral Artery, Bifurcation, with Two Drug-eluting Intraluminal Devices, Open Approach-eluting Intraluminal Devices, Open Approach	
037P05Z		Dilation of Right Vertebral Artery with Two Drug-eluting Intraluminal Devices, Open Approach-eluting Intraluminal Devices, Open Approach	
037P066		Dilation of Right Vertebral Artery, Bifurcation, with Three Drug-eluting Intraluminal Devices, Open Approach-eluting Intraluminal Devices, Open Approach	
037P06Z		Dilation of Right Vertebral Artery with Three Drug-eluting Intraluminal Devices, Open Approach-eluting Intraluminal Devices, Open Approach	
037P076		Dilation of Right Vertebral Artery, Bifurcation, with Four or More Drug-eluting Intraluminal Devices, Open Approach-eluting Intraluminal Devices, Open Approach	
037P07Z		Dilation of Right Vertebral Artery with Four or More Drug-eluting Intraluminal Devices, Open Approach-eluting Intraluminal Devices, Open Approach	
037P0D6		Dilation of Right Vertebral Artery, Bifurcation, with Intraluminal Device, Open Approach--	
037P0DZ		Dilation of Right Vertebral Artery with Intraluminal Device, Open Approach--	
037P0E6		Dilation of Right Vertebral Artery, Bifurcation, with Two Intraluminal Devices, Open Approach--	
037P0EZ		Dilation of Right Vertebral Artery with Two Intraluminal Devices, Open Approach--	
037P0F6		Dilation of Right Vertebral Artery, Bifurcation, with Three Intraluminal Devices, Open Approach--	
037P0FZ		Dilation of Right Vertebral Artery with Three Intraluminal Devices, Open Approach--	
037P0G6		Dilation of Right Vertebral Artery, Bifurcation, with Four or More Intraluminal Devices, Open Approach--	
037P0GZ		Dilation of Right Vertebral Artery with Four or More Intraluminal Devices, Open Approach--	
037P0Z6		Dilation of Right Vertebral Artery, Bifurcation, Open Approach--	
037P0ZZ		Dilation of Right Vertebral Artery, Open Approach--	
037Q046		Dilation of Left Vertebral Artery, Bifurcation, with Drug-eluting Intraluminal Device, Open Approach-eluting Intraluminal Device, Open Approach	

Appendix A
Comorbid conditions

037Q04Z		Dilation of Left Vertebral Artery with Drug-eluting Intraluminal Device, Open Approach-eluting Intraluminal Device, Open Approach	
037Q056		Dilation of Left Vertebral Artery, Bifurcation, with Two Drug-eluting Intraluminal Devices, Open Approach-eluting Intraluminal Devices, Open Approach	
037Q05Z		Dilation of Left Vertebral Artery with Two Drug-eluting Intraluminal Devices, Open Approach-eluting Intraluminal Devices, Open Approach	
037Q066		Dilation of Left Vertebral Artery, Bifurcation, with Three Drug-eluting Intraluminal Devices, Open Approach-eluting Intraluminal Devices, Open Approach	
037Q06Z		Dilation of Left Vertebral Artery with Three Drug-eluting Intraluminal Devices, Open Approach-eluting Intraluminal Devices, Open Approach	
037Q076		Dilation of Left Vertebral Artery, Bifurcation, with Four or More Drug-eluting Intraluminal Devices, Open Approach-eluting Intraluminal Devices, Open Approach	
037Q07Z		Dilation of Left Vertebral Artery with Four or More Drug-eluting Intraluminal Devices, Open Approach-eluting Intraluminal Devices, Open Approach	
037Q0D6		Dilation of Left Vertebral Artery, Bifurcation, with Intraluminal Device, Open Approach--	
037Q0DZ		Dilation of Left Vertebral Artery with Intraluminal Device, Open Approach--	
037Q0E6		Dilation of Left Vertebral Artery, Bifurcation, with Two Intraluminal Devices, Open Approach--	
037Q0EZ		Dilation of Left Vertebral Artery with Two Intraluminal Devices, Open Approach--	
037Q0F6		Dilation of Left Vertebral Artery, Bifurcation, with Three Intraluminal Devices, Open Approach--	
037Q0FZ		Dilation of Left Vertebral Artery with Three Intraluminal Devices, Open Approach--	
037Q0G6		Dilation of Left Vertebral Artery, Bifurcation, with Four or More Intraluminal Devices, Open Approach--	
037Q0GZ		Dilation of Left Vertebral Artery with Four or More Intraluminal Devices, Open Approach--	
037Q0Z6		Dilation of Left Vertebral Artery, Bifurcation, Open Approach--	
037Q0ZZ		Dilation of Left Vertebral Artery, Open Approach--	
037R046		Dilation of Face Artery, Bifurcation, with Drug-eluting Intraluminal Device, Open Approach-eluting Intraluminal Device, Open Approach	
037R04Z		Dilation of Face Artery with Drug-eluting Intraluminal Device, Open Approach-eluting Intraluminal Device, Open Approach	
037R056		Dilation of Face Artery, Bifurcation, with Two Drug-eluting Intraluminal Devices, Open Approach-eluting Intraluminal Devices, Open Approach	
037R05Z		Dilation of Face Artery with Two Drug-eluting Intraluminal Devices, Open Approach-eluting Intraluminal Devices, Open Approach	
037R066		Dilation of Face Artery, Bifurcation, with Three Drug-eluting Intraluminal Devices, Open Approach-eluting Intraluminal Devices, Open Approach	
037R06Z		Dilation of Face Artery with Three Drug-eluting Intraluminal Devices, Open Approach-eluting Intraluminal Devices, Open Approach	

Appendix A
Comorbid conditions

037R076		Dilation of Face Artery, Bifurcation, with Four or More Drug-eluting Intraluminal Devices, Open Approach-eluting Intraluminal Devices, Open Approach	
037R07Z		Dilation of Face Artery with Four or More Drug-eluting Intraluminal Devices, Open Approach-eluting Intraluminal Devices, Open Approach	
037R0D6		Dilation of Face Artery, Bifurcation, with Intraluminal Device, Open Approach--	
037R0DZ		Dilation of Face Artery with Intraluminal Device, Open Approach--	
037R0E6		Dilation of Face Artery, Bifurcation, with Two Intraluminal Devices, Open Approach--	
037R0EZ		Dilation of Face Artery with Two Intraluminal Devices, Open Approach--	
037R0F6		Dilation of Face Artery, Bifurcation, with Three Intraluminal Devices, Open Approach--	
037R0FZ		Dilation of Face Artery with Three Intraluminal Devices, Open Approach--	
037R0G6		Dilation of Face Artery, Bifurcation, with Four or More Intraluminal Devices, Open Approach--	
037R0GZ		Dilation of Face Artery with Four or More Intraluminal Devices, Open Approach--	
037R0Z6		Dilation of Face Artery, Bifurcation, Open Approach--	
037R0ZZ		Dilation of Face Artery, Open Approach--	
037R346		Dilation of Face Artery, Bifurcation, with Drug-eluting Intraluminal Device, Percutaneous Approach-eluting Intraluminal Device, Percutaneous Approach	
037R34Z		Dilation of Face Artery with Drug-eluting Intraluminal Device, Percutaneous Approach-eluting Intraluminal Device, Percutaneous Approach	
037R356		Dilation of Face Artery, Bifurcation, with Two Drug-eluting Intraluminal Devices, Percutaneous Approach-eluting Intraluminal Devices, Percutaneous Approach	
037R35Z		Dilation of Face Artery with Two Drug-eluting Intraluminal Devices, Percutaneous Approach-eluting Intraluminal Devices, Percutaneous Approach	
037R366		Dilation of Face Artery, Bifurcation, with Three Drug-eluting Intraluminal Devices, Percutaneous Approach-eluting Intraluminal Devices, Percutaneous Approach	
037R36Z		Dilation of Face Artery with Three Drug-eluting Intraluminal Devices, Percutaneous Approach-eluting Intraluminal Devices, Percutaneous Approach	
037R376		Dilation of Face Artery, Bifurcation, with Four or More Drug-eluting Intraluminal Devices, Percutaneous Approach-eluting Intraluminal Devices, Percutaneous Approach	
037R37Z		Dilation of Face Artery with Four or More Drug-eluting Intraluminal Devices, Percutaneous Approach-eluting Intraluminal Devices, Percutaneous Approach	
037R3D6		Dilation of Face Artery, Bifurcation, with Intraluminal Device, Percutaneous Approach--	
037R3DZ		Dilation of Face Artery with Intraluminal Device, Percutaneous Approach--	
037R3E6		Dilation of Face Artery, Bifurcation, with Two Intraluminal Devices, Percutaneous Approach--	
037R3EZ		Dilation of Face Artery with Two Intraluminal Devices, Percutaneous Approach--	
037R3F6		Dilation of Face Artery, Bifurcation, with Three Intraluminal Devices, Percutaneous Approach--	

Appendix A
Comorbid conditions

037R3FZ		Dilation of Face Artery with Three Intraluminal Devices, Percutaneous Approach--	
037R3G6		Dilation of Face Artery, Bifurcation, with Four or More Intraluminal Devices, Percutaneous Approach--	
037R3GZ		Dilation of Face Artery with Four or More Intraluminal Devices, Percutaneous Approach--	
037R3Z6		Dilation of Face Artery, Bifurcation, Percutaneous Approach--	
037R3ZZ		Dilation of Face Artery, Percutaneous Approach--	
037R446		Dilation of Face Artery, Bifurcation, with Drug-eluting Intraluminal Device, Percutaneous Endoscopic Approach-eluting Intraluminal Device, Percutaneous Endoscopic Approach	
037R44Z		Dilation of Face Artery with Drug-eluting Intraluminal Device, Percutaneous Endoscopic Approach-eluting Intraluminal Device, Percutaneous Endoscopic Approach	
037R456		Dilation of Face Artery, Bifurcation, with Two Drug-eluting Intraluminal Devices, Percutaneous Endoscopic Approach-eluting Intraluminal Devices, Percutaneous Endoscopic Approach	
037R45Z		Dilation of Face Artery with Two Drug-eluting Intraluminal Devices, Percutaneous Endoscopic Approach-eluting Intraluminal Devices, Percutaneous Endoscopic Approach	
037R466		Dilation of Face Artery, Bifurcation, with Three Drug-eluting Intraluminal Devices, Percutaneous Endoscopic Approach-eluting Intraluminal Devices, Percutaneous Endoscopic Approach	
037R46Z		Dilation of Face Artery with Three Drug-eluting Intraluminal Devices, Percutaneous Endoscopic Approach-eluting Intraluminal Devices, Percutaneous Endoscopic Approach	
037R476		Dilation of Face Artery, Bifurcation, with Four or More Drug-eluting Intraluminal Devices, Percutaneous Endoscopic Approach-eluting Intraluminal Devices, Percutaneous Endoscopic Approach	
037R47Z		Dilation of Face Artery with Four or More Drug-eluting Intraluminal Devices, Percutaneous Endoscopic Approach-eluting Intraluminal Devices, Percutaneous Endoscopic Approach	
037R4D6		Dilation of Face Artery, Bifurcation, with Intraluminal Device, Percutaneous Endoscopic Approach--	
037R4DZ		Dilation of Face Artery with Intraluminal Device, Percutaneous Endoscopic Approach--	
037R4E6		Dilation of Face Artery, Bifurcation, with Two Intraluminal Devices, Percutaneous Endoscopic Approach--	
037R4EZ		Dilation of Face Artery with Two Intraluminal Devices, Percutaneous Endoscopic Approach--	
037R4F6		Dilation of Face Artery, Bifurcation, with Three Intraluminal Devices, Percutaneous Endoscopic Approach--	
037R4FZ		Dilation of Face Artery with Three Intraluminal Devices, Percutaneous Endoscopic Approach--	
037R4G6		Dilation of Face Artery, Bifurcation, with Four or More Intraluminal Devices, Percutaneous Endoscopic Approach--	
037R4GZ		Dilation of Face Artery with Four or More Intraluminal Devices, Percutaneous Endoscopic Approach--	
037R4Z6		Dilation of Face Artery, Bifurcation, Percutaneous Endoscopic Approach--	

Appendix A
Comorbid conditions

037R4ZZ		Dilation of Face Artery, Percutaneous Endoscopic Approach--	
037S046		Dilation of Right Temporal Artery, Bifurcation, with Drug-eluting Intraluminal Device, Open Approach-eluting Intraluminal Device, Open Approach	
037S04Z		Dilation of Right Temporal Artery with Drug-eluting Intraluminal Device, Open Approach-eluting Intraluminal Device, Open Approach	
037S056		Dilation of Right Temporal Artery, Bifurcation, with Two Drug-eluting Intraluminal Devices, Open Approach-eluting Intraluminal Devices, Open Approach	
037S05Z		Dilation of Right Temporal Artery with Two Drug-eluting Intraluminal Devices, Open Approach-eluting Intraluminal Devices, Open Approach	
037S066		Dilation of Right Temporal Artery, Bifurcation, with Three Drug-eluting Intraluminal Devices, Open Approach-eluting Intraluminal Devices, Open Approach	
037S06Z		Dilation of Right Temporal Artery with Three Drug-eluting Intraluminal Devices, Open Approach-eluting Intraluminal Devices, Open Approach	
037S076		Dilation of Right Temporal Artery, Bifurcation, with Four or More Drug-eluting Intraluminal Devices, Open Approach-eluting Intraluminal Devices, Open Approach	
037S07Z		Dilation of Right Temporal Artery with Four or More Drug-eluting Intraluminal Devices, Open Approach-eluting Intraluminal Devices, Open Approach	
037S0D6		Dilation of Right Temporal Artery, Bifurcation, with Intraluminal Device, Open Approach--	
037S0DZ		Dilation of Right Temporal Artery with Intraluminal Device, Open Approach--	
037S0E6		Dilation of Right Temporal Artery, Bifurcation, with Two Intraluminal Devices, Open Approach--	
037S0EZ		Dilation of Right Temporal Artery with Two Intraluminal Devices, Open Approach--	
037S0F6		Dilation of Right Temporal Artery, Bifurcation, with Three Intraluminal Devices, Open Approach--	
037S0FZ		Dilation of Right Temporal Artery with Three Intraluminal Devices, Open Approach--	
037S0G6		Dilation of Right Temporal Artery, Bifurcation, with Four or More Intraluminal Devices, Open Approach--	
037S0GZ		Dilation of Right Temporal Artery with Four or More Intraluminal Devices, Open Approach--	
037S0Z6		Dilation of Right Temporal Artery, Bifurcation, Open Approach--	
037S0ZZ		Dilation of Right Temporal Artery, Open Approach--	
037S346		Dilation of Right Temporal Artery, Bifurcation, with Drug-eluting Intraluminal Device, Percutaneous Approach-eluting Intraluminal Device, Percutaneous Approach	
037S34Z		Dilation of Right Temporal Artery with Drug-eluting Intraluminal Device, Percutaneous Approach-eluting Intraluminal Device, Percutaneous Approach	
037S356		Dilation of Right Temporal Artery, Bifurcation, with Two Drug-eluting Intraluminal Devices, Percutaneous Approach-eluting Intraluminal Devices, Percutaneous Approach	
037S35Z		Dilation of Right Temporal Artery with Two Drug-eluting Intraluminal Devices, Percutaneous Approach-eluting Intraluminal Devices, Percutaneous Approach	

Appendix A
Comorbid conditions

037S366		Dilation of Right Temporal Artery, Bifurcation, with Three Drug-eluting Intraluminal Devices, Percutaneous Approach-eluting Intraluminal Devices, Percutaneous Approach	
037S36Z		Dilation of Right Temporal Artery with Three Drug-eluting Intraluminal Devices, Percutaneous Approach-eluting Intraluminal Devices, Percutaneous Approach	
037S376		Dilation of Right Temporal Artery, Bifurcation, with Four or More Drug-eluting Intraluminal Devices, Percutaneous Approach-eluting Intraluminal Devices, Percutaneous Approach	
037S37Z		Dilation of Right Temporal Artery with Four or More Drug-eluting Intraluminal Devices, Percutaneous Approach-eluting Intraluminal Devices, Percutaneous Approach	
037S3D6		Dilation of Right Temporal Artery, Bifurcation, with Intraluminal Device, Percutaneous Approach--	
037S3DZ		Dilation of Right Temporal Artery with Intraluminal Device, Percutaneous Approach--	
037S3E6		Dilation of Right Temporal Artery, Bifurcation, with Two Intraluminal Devices, Percutaneous Approach--	
037S3EZ		Dilation of Right Temporal Artery with Two Intraluminal Devices, Percutaneous Approach--	
037S3F6		Dilation of Right Temporal Artery, Bifurcation, with Three Intraluminal Devices, Percutaneous Approach--	
037S3FZ		Dilation of Right Temporal Artery with Three Intraluminal Devices, Percutaneous Approach--	
037S3G6		Dilation of Right Temporal Artery, Bifurcation, with Four or More Intraluminal Devices, Percutaneous Approach--	
037S3GZ		Dilation of Right Temporal Artery with Four or More Intraluminal Devices, Percutaneous Approach--	
037S3Z6		Dilation of Right Temporal Artery, Bifurcation, Percutaneous Approach--	
037S3ZZ		Dilation of Right Temporal Artery, Percutaneous Approach--	
037S446		Dilation of Right Temporal Artery, Bifurcation, with Drug-eluting Intraluminal Device, Percutaneous Endoscopic Approach-eluting Intraluminal Device, Percutaneous Endoscopic Approach	
037S44Z		Dilation of Right Temporal Artery with Drug-eluting Intraluminal Device, Percutaneous Endoscopic Approach-eluting Intraluminal Device, Percutaneous Endoscopic Approach	
037S456		Dilation of Right Temporal Artery, Bifurcation, with Two Drug-eluting Intraluminal Devices, Percutaneous Endoscopic Approach-eluting Intraluminal Devices, Percutaneous Endoscopic Approach	
037S45Z		Dilation of Right Temporal Artery with Two Drug-eluting Intraluminal Devices, Percutaneous Endoscopic Approach-eluting Intraluminal Devices, Percutaneous Endoscopic Approach	
037S466		Dilation of Right Temporal Artery, Bifurcation, with Three Drug-eluting Intraluminal Devices, Percutaneous Endoscopic Approach-eluting Intraluminal Devices, Percutaneous Endoscopic Approach	
037S46Z		Dilation of Right Temporal Artery with Three Drug-eluting Intraluminal Devices, Percutaneous Endoscopic Approach-eluting Intraluminal Devices, Percutaneous Endoscopic Approach	

Appendix A
Comorbid conditions

037S476		Dilation of Right Temporal Artery, Bifurcation, with Four or More Drug-eluting Intraluminal Devices, Percutaneous Endoscopic Approach-eluting Intraluminal Devices, Percutaneous Endoscopic Approach	
037S47Z		Dilation of Right Temporal Artery with Four or More Drug-eluting Intraluminal Devices, Percutaneous Endoscopic Approach-eluting Intraluminal Devices, Percutaneous Endoscopic Approach	
037S4D6		Dilation of Right Temporal Artery, Bifurcation, with Intraluminal Device, Percutaneous Endoscopic Approach-	
037S4DZ		Dilation of Right Temporal Artery with Intraluminal Device, Percutaneous Endoscopic Approach-	
037S4E6		Dilation of Right Temporal Artery, Bifurcation, with Two Intraluminal Devices, Percutaneous Endoscopic Approach-	
037S4EZ		Dilation of Right Temporal Artery with Two Intraluminal Devices, Percutaneous Endoscopic Approach-	
037S4F6		Dilation of Right Temporal Artery, Bifurcation, with Three Intraluminal Devices, Percutaneous Endoscopic Approach-	
037S4FZ		Dilation of Right Temporal Artery with Three Intraluminal Devices, Percutaneous Endoscopic Approach-	
037S4G6		Dilation of Right Temporal Artery, Bifurcation, with Four or More Intraluminal Devices, Percutaneous Endoscopic Approach-	
037S4GZ		Dilation of Right Temporal Artery with Four or More Intraluminal Devices, Percutaneous Endoscopic Approach-	
037S4Z6		Dilation of Right Temporal Artery, Bifurcation, Percutaneous Endoscopic Approach-	
037S4ZZ		Dilation of Right Temporal Artery, Percutaneous Endoscopic Approach-	
037T046		Dilation of Left Temporal Artery, Bifurcation, with Drug-eluting Intraluminal Device, Open Approach-eluting Intraluminal Device, Open Approach	
037T04Z		Dilation of Left Temporal Artery with Drug-eluting Intraluminal Device, Open Approach-eluting Intraluminal Device, Open Approach	
037T056		Dilation of Left Temporal Artery, Bifurcation, with Two Drug-eluting Intraluminal Devices, Open Approach-eluting Intraluminal Devices, Open Approach	
037T05Z		Dilation of Left Temporal Artery with Two Drug-eluting Intraluminal Devices, Open Approach-eluting Intraluminal Devices, Open Approach	
037T066		Dilation of Left Temporal Artery, Bifurcation, with Three Drug-eluting Intraluminal Devices, Open Approach-eluting Intraluminal Devices, Open Approach	
037T06Z		Dilation of Left Temporal Artery with Three Drug-eluting Intraluminal Devices, Open Approach-eluting Intraluminal Devices, Open Approach	
037T076		Dilation of Left Temporal Artery, Bifurcation, with Four or More Drug-eluting Intraluminal Devices, Open Approach-eluting Intraluminal Devices, Open Approach	
037T07Z		Dilation of Left Temporal Artery with Four or More Drug-eluting Intraluminal Devices, Open Approach-eluting Intraluminal Devices, Open Approach	
037T0D6		Dilation of Left Temporal Artery, Bifurcation, with Intraluminal Device, Open Approach-	
037T0DZ		Dilation of Left Temporal Artery with Intraluminal Device, Open Approach-	
037T0E6		Dilation of Left Temporal Artery, Bifurcation, with Two Intraluminal Devices, Open Approach-	

Appendix A
Comorbid conditions

037T0EZ		Dilation of Left Temporal Artery with Two Intraluminal Devices, Open Approach--	
037T0F6		Dilation of Left Temporal Artery, Bifurcation, with Three Intraluminal Devices, Open Approach--	
037T0FZ		Dilation of Left Temporal Artery with Three Intraluminal Devices, Open Approach--	
037T0G6		Dilation of Left Temporal Artery, Bifurcation, with Four or More Intraluminal Devices, Open Approach--	
037T0GZ		Dilation of Left Temporal Artery with Four or More Intraluminal Devices, Open Approach--	
037T0Z6		Dilation of Left Temporal Artery, Bifurcation, Open Approach--	
037T0ZZ		Dilation of Left Temporal Artery, Open Approach--	
037T346		Dilation of Left Temporal Artery, Bifurcation, with Drug-eluting Intraluminal Device, Percutaneous Approach-eluting Intraluminal Device, Percutaneous Approach	
037T34Z		Dilation of Left Temporal Artery with Drug-eluting Intraluminal Device, Percutaneous Approach-eluting Intraluminal Device, Percutaneous Approach	
037T356		Dilation of Left Temporal Artery, Bifurcation, with Two Drug-eluting Intraluminal Devices, Percutaneous Approach-eluting Intraluminal Devices, Percutaneous Approach	
037T35Z		Dilation of Left Temporal Artery with Two Drug-eluting Intraluminal Devices, Percutaneous Approach-eluting Intraluminal Devices, Percutaneous Approach	
037T366		Dilation of Left Temporal Artery, Bifurcation, with Three Drug-eluting Intraluminal Devices, Percutaneous Approach-eluting Intraluminal Devices, Percutaneous Approach	
037T36Z		Dilation of Left Temporal Artery with Three Drug-eluting Intraluminal Devices, Percutaneous Approach-eluting Intraluminal Devices, Percutaneous Approach	
037T376		Dilation of Left Temporal Artery, Bifurcation, with Four or More Drug-eluting Intraluminal Devices, Percutaneous Approach-eluting Intraluminal Devices, Percutaneous Approach	
037T37Z		Dilation of Left Temporal Artery with Four or More Drug-eluting Intraluminal Devices, Percutaneous Approach-eluting Intraluminal Devices, Percutaneous Approach	
037T3D6		Dilation of Left Temporal Artery, Bifurcation, with Intraluminal Device, Percutaneous Approach--	
037T3DZ		Dilation of Left Temporal Artery with Intraluminal Device, Percutaneous Approach--	
037T3E6		Dilation of Left Temporal Artery, Bifurcation, with Two Intraluminal Devices, Percutaneous Approach--	
037T3EZ		Dilation of Left Temporal Artery with Two Intraluminal Devices, Percutaneous Approach--	
037T3F6		Dilation of Left Temporal Artery, Bifurcation, with Three Intraluminal Devices, Percutaneous Approach--	
037T3FZ		Dilation of Left Temporal Artery with Three Intraluminal Devices, Percutaneous Approach--	
037T3G6		Dilation of Left Temporal Artery, Bifurcation, with Four or More Intraluminal Devices, Percutaneous Approach--	
037T3GZ		Dilation of Left Temporal Artery with Four or More Intraluminal Devices, Percutaneous Approach--	
037T3Z6		Dilation of Left Temporal Artery, Bifurcation, Percutaneous Approach--	
037T3ZZ		Dilation of Left Temporal Artery, Percutaneous Approach--	

Appendix A
Comorbid conditions

037T446		Dilation of Left Temporal Artery, Bifurcation, with Drug-eluting Intraluminal Device, Percutaneous Endoscopic Approach-eluting Intraluminal Device, Percutaneous Endoscopic Approach	
037T44Z		Dilation of Left Temporal Artery with Drug-eluting Intraluminal Device, Percutaneous Endoscopic Approach-eluting Intraluminal Device, Percutaneous Endoscopic Approach	
037T456		Dilation of Left Temporal Artery, Bifurcation, with Two Drug-eluting Intraluminal Devices, Percutaneous Endoscopic Approach-eluting Intraluminal Devices, Percutaneous Endoscopic Approach	
037T45Z		Dilation of Left Temporal Artery with Two Drug-eluting Intraluminal Devices, Percutaneous Endoscopic Approach-eluting Intraluminal Devices, Percutaneous Endoscopic Approach	
037T466		Dilation of Left Temporal Artery, Bifurcation, with Three Drug-eluting Intraluminal Devices, Percutaneous Endoscopic Approach-eluting Intraluminal Devices, Percutaneous Endoscopic Approach	
037T46Z		Dilation of Left Temporal Artery with Three Drug-eluting Intraluminal Devices, Percutaneous Endoscopic Approach-eluting Intraluminal Devices, Percutaneous Endoscopic Approach	
037T476		Dilation of Left Temporal Artery, Bifurcation, with Four or More Drug-eluting Intraluminal Devices, Percutaneous Endoscopic Approach-eluting Intraluminal Devices, Percutaneous Endoscopic Approach	
037T47Z		Dilation of Left Temporal Artery with Four or More Drug-eluting Intraluminal Devices, Percutaneous Endoscopic Approach-eluting Intraluminal Devices, Percutaneous Endoscopic Approach	
037T4D6		Dilation of Left Temporal Artery, Bifurcation, with Intraluminal Device, Percutaneous Endoscopic Approach-	
037T4DZ		Dilation of Left Temporal Artery with Intraluminal Device, Percutaneous Endoscopic Approach-	
037T4E6		Dilation of Left Temporal Artery, Bifurcation, with Two Intraluminal Devices, Percutaneous Endoscopic Approach-	
037T4EZ		Dilation of Left Temporal Artery with Two Intraluminal Devices, Percutaneous Endoscopic Approach-	
037T4F6		Dilation of Left Temporal Artery, Bifurcation, with Three Intraluminal Devices, Percutaneous Endoscopic Approach-	
037T4FZ		Dilation of Left Temporal Artery with Three Intraluminal Devices, Percutaneous Endoscopic Approach-	
037T4G6		Dilation of Left Temporal Artery, Bifurcation, with Four or More Intraluminal Devices, Percutaneous Endoscopic Approach-	
037T4GZ		Dilation of Left Temporal Artery with Four or More Intraluminal Devices, Percutaneous Endoscopic Approach-	
037T4Z6		Dilation of Left Temporal Artery, Bifurcation, Percutaneous Endoscopic Approach-	
037T4ZZ		Dilation of Left Temporal Artery, Percutaneous Endoscopic Approach-	
037U046		Dilation of Right Thyroid Artery, Bifurcation, with Drug-eluting Intraluminal Device, Open Approach-eluting Intraluminal Device, Open Approach	
037U04Z		Dilation of Right Thyroid Artery with Drug-eluting Intraluminal Device, Open Approach-eluting Intraluminal Device, Open Approach	

Appendix A
Comorbid conditions

037U056		Dilation of Right Thyroid Artery, Bifurcation, with Two Drug-eluting Intraluminal Devices, Open Approach-eluting Intraluminal Devices, Open Approach	
037U05Z		Dilation of Right Thyroid Artery with Two Drug-eluting Intraluminal Devices, Open Approach-eluting Intraluminal Devices, Open Approach	
037U066		Dilation of Right Thyroid Artery, Bifurcation, with Three Drug-eluting Intraluminal Devices, Open Approach-eluting Intraluminal Devices, Open Approach	
037U06Z		Dilation of Right Thyroid Artery with Three Drug-eluting Intraluminal Devices, Open Approach-eluting Intraluminal Devices, Open Approach	
037U076		Dilation of Right Thyroid Artery, Bifurcation, with Four or More Drug-eluting Intraluminal Devices, Open Approach-eluting Intraluminal Devices, Open Approach	
037U07Z		Dilation of Right Thyroid Artery with Four or More Drug-eluting Intraluminal Devices, Open Approach-eluting Intraluminal Devices, Open Approach	
037U0D6		Dilation of Right Thyroid Artery, Bifurcation, with Intraluminal Device, Open Approach-	
037U0DZ		Dilation of Right Thyroid Artery with Intraluminal Device, Open Approach-	
037U0E6		Dilation of Right Thyroid Artery, Bifurcation, with Two Intraluminal Devices, Open Approach-	
037U0EZ		Dilation of Right Thyroid Artery with Two Intraluminal Devices, Open Approach-	
037U0F6		Dilation of Right Thyroid Artery, Bifurcation, with Three Intraluminal Devices, Open Approach-	
037U0FZ		Dilation of Right Thyroid Artery with Three Intraluminal Devices, Open Approach-	
037U0G6		Dilation of Right Thyroid Artery, Bifurcation, with Four or More Intraluminal Devices, Open Approach-	
037U0GZ		Dilation of Right Thyroid Artery with Four or More Intraluminal Devices, Open Approach-	
037U0Z6		Dilation of Right Thyroid Artery, Bifurcation, Open Approach-	
037U0ZZ		Dilation of Right Thyroid Artery, Open Approach-	
037U346		Dilation of Right Thyroid Artery, Bifurcation, with Drug-eluting Intraluminal Device, Percutaneous Approach-eluting Intraluminal Device, Percutaneous Approach	
037U34Z		Dilation of Right Thyroid Artery with Drug-eluting Intraluminal Device, Percutaneous Approach-eluting Intraluminal Device, Percutaneous Approach	
037U356		Dilation of Right Thyroid Artery, Bifurcation, with Two Drug-eluting Intraluminal Devices, Percutaneous Approach-eluting Intraluminal Devices, Percutaneous Approach	
037U35Z		Dilation of Right Thyroid Artery with Two Drug-eluting Intraluminal Devices, Percutaneous Approach-eluting Intraluminal Devices, Percutaneous Approach	
037U366		Dilation of Right Thyroid Artery, Bifurcation, with Three Drug-eluting Intraluminal Devices, Percutaneous Approach-eluting Intraluminal Devices, Percutaneous Approach	
037U36Z		Dilation of Right Thyroid Artery with Three Drug-eluting Intraluminal Devices, Percutaneous Approach-eluting Intraluminal Devices, Percutaneous Approach	
037U376		Dilation of Right Thyroid Artery, Bifurcation, with Four or More Drug-eluting Intraluminal Devices, Percutaneous Approach-eluting Intraluminal Devices, Percutaneous Approach	

Appendix A
Comorbid conditions

037U37Z		Dilation of Right Thyroid Artery with Four or More Drug-eluting Intraluminal Devices, Percutaneous Approach-eluting Intraluminal Devices, Percutaneous Approach	
037U3D6		Dilation of Right Thyroid Artery, Bifurcation, with Intraluminal Device, Percutaneous Approach--	
037U3DZ		Dilation of Right Thyroid Artery with Intraluminal Device, Percutaneous Approach--	
037U3E6		Dilation of Right Thyroid Artery, Bifurcation, with Two Intraluminal Devices, Percutaneous Approach--	
037U3EZ		Dilation of Right Thyroid Artery with Two Intraluminal Devices, Percutaneous Approach--	
037U3F6		Dilation of Right Thyroid Artery, Bifurcation, with Three Intraluminal Devices, Percutaneous Approach--	
037U3FZ		Dilation of Right Thyroid Artery with Three Intraluminal Devices, Percutaneous Approach--	
037U3G6		Dilation of Right Thyroid Artery, Bifurcation, with Four or More Intraluminal Devices, Percutaneous Approach--	
037U3GZ		Dilation of Right Thyroid Artery with Four or More Intraluminal Devices, Percutaneous Approach--	
037U3Z6		Dilation of Right Thyroid Artery, Bifurcation, Percutaneous Approach--	
037U3ZZ		Dilation of Right Thyroid Artery, Percutaneous Approach--	
037U446		Dilation of Right Thyroid Artery, Bifurcation, with Drug-eluting Intraluminal Device, Percutaneous Endoscopic Approach-eluting Intraluminal Device, Percutaneous Endoscopic Approach	
037U44Z		Dilation of Right Thyroid Artery with Drug-eluting Intraluminal Device, Percutaneous Endoscopic Approach-eluting Intraluminal Device, Percutaneous Endoscopic Approach	
037U456		Dilation of Right Thyroid Artery, Bifurcation, with Two Drug-eluting Intraluminal Devices, Percutaneous Endoscopic Approach-eluting Intraluminal Devices, Percutaneous Endoscopic Approach	
037U45Z		Dilation of Right Thyroid Artery with Two Drug-eluting Intraluminal Devices, Percutaneous Endoscopic Approach-eluting Intraluminal Devices, Percutaneous Endoscopic Approach	
037U466		Dilation of Right Thyroid Artery, Bifurcation, with Three Drug-eluting Intraluminal Devices, Percutaneous Endoscopic Approach-eluting Intraluminal Devices, Percutaneous Endoscopic Approach	
037U46Z		Dilation of Right Thyroid Artery with Three Drug-eluting Intraluminal Devices, Percutaneous Endoscopic Approach-eluting Intraluminal Devices, Percutaneous Endoscopic Approach	
037U476		Dilation of Right Thyroid Artery, Bifurcation, with Four or More Drug-eluting Intraluminal Devices, Percutaneous Endoscopic Approach-eluting Intraluminal Devices, Percutaneous Endoscopic Approach	
037U47Z		Dilation of Right Thyroid Artery with Four or More Drug-eluting Intraluminal Devices, Percutaneous Endoscopic Approach-eluting Intraluminal Devices, Percutaneous Endoscopic Approach	
037U4D6		Dilation of Right Thyroid Artery, Bifurcation, with Intraluminal Device, Percutaneous Endoscopic Approach--	
037U4DZ		Dilation of Right Thyroid Artery with Intraluminal Device, Percutaneous Endoscopic Approach--	

Appendix A
Comorbid conditions

037U4E6		Dilation of Right Thyroid Artery, Bifurcation, with Two Intraluminal Devices, Percutaneous Endoscopic Approach--	
037U4EZ		Dilation of Right Thyroid Artery with Two Intraluminal Devices, Percutaneous Endoscopic Approach--	
037U4F6		Dilation of Right Thyroid Artery, Bifurcation, with Three Intraluminal Devices, Percutaneous Endoscopic Approach--	
037U4FZ		Dilation of Right Thyroid Artery with Three Intraluminal Devices, Percutaneous Endoscopic Approach--	
037U4G6		Dilation of Right Thyroid Artery, Bifurcation, with Four or More Intraluminal Devices, Percutaneous Endoscopic Approach--	
037U4GZ		Dilation of Right Thyroid Artery with Four or More Intraluminal Devices, Percutaneous Endoscopic Approach--	
037U4Z6		Dilation of Right Thyroid Artery, Bifurcation, Percutaneous Endoscopic Approach--	
037U4ZZ		Dilation of Right Thyroid Artery, Percutaneous Endoscopic Approach--	
037V046		Dilation of Left Thyroid Artery, Bifurcation, with Drug-eluting Intraluminal Device, Open Approach-eluting Intraluminal Device, Open Approach	
037V04Z		Dilation of Left Thyroid Artery with Drug-eluting Intraluminal Device, Open Approach-eluting Intraluminal Device, Open Approach	
037V056		Dilation of Left Thyroid Artery, Bifurcation, with Two Drug-eluting Intraluminal Devices, Open Approach-eluting Intraluminal Devices, Open Approach	
037V05Z		Dilation of Left Thyroid Artery with Two Drug-eluting Intraluminal Devices, Open Approach-eluting Intraluminal Devices, Open Approach	
037V066		Dilation of Left Thyroid Artery, Bifurcation, with Three Drug-eluting Intraluminal Devices, Open Approach-eluting Intraluminal Devices, Open Approach	
037V06Z		Dilation of Left Thyroid Artery with Three Drug-eluting Intraluminal Devices, Open Approach-eluting Intraluminal Devices, Open Approach	
037V076		Dilation of Left Thyroid Artery, Bifurcation, with Four or More Drug-eluting Intraluminal Devices, Open Approach-eluting Intraluminal Devices, Open Approach	
037V07Z		Dilation of Left Thyroid Artery with Four or More Drug-eluting Intraluminal Devices, Open Approach-eluting Intraluminal Devices, Open Approach	
037V0D6		Dilation of Left Thyroid Artery, Bifurcation, with Intraluminal Device, Open Approach--	
037V0DZ		Dilation of Left Thyroid Artery with Intraluminal Device, Open Approach--	
037V0E6		Dilation of Left Thyroid Artery, Bifurcation, with Two Intraluminal Devices, Open Approach--	
037V0EZ		Dilation of Left Thyroid Artery with Two Intraluminal Devices, Open Approach--	
037V0F6		Dilation of Left Thyroid Artery, Bifurcation, with Three Intraluminal Devices, Open Approach--	
037V0FZ		Dilation of Left Thyroid Artery with Three Intraluminal Devices, Open Approach--	
037V0G6		Dilation of Left Thyroid Artery, Bifurcation, with Four or More Intraluminal Devices, Open Approach--	
037V0GZ		Dilation of Left Thyroid Artery with Four or More Intraluminal Devices, Open Approach--	
037V0Z6		Dilation of Left Thyroid Artery, Bifurcation, Open Approach--	

Appendix A
Comorbid conditions

037V0ZZ		Dilation of Left Thyroid Artery, Open Approach--	
037V346		Dilation of Left Thyroid Artery, Bifurcation, with Drug-eluting Intraluminal Device, Percutaneous Approach-eluting Intraluminal Device, Percutaneous Approach	
037V34Z		Dilation of Left Thyroid Artery with Drug-eluting Intraluminal Device, Percutaneous Approach-eluting Intraluminal Device, Percutaneous Approach	
037V356		Dilation of Left Thyroid Artery, Bifurcation, with Two Drug-eluting Intraluminal Devices, Percutaneous Approach-eluting Intraluminal Devices, Percutaneous Approach	
037V35Z		Dilation of Left Thyroid Artery with Two Drug-eluting Intraluminal Devices, Percutaneous Approach-eluting Intraluminal Devices, Percutaneous Approach	
037V366		Dilation of Left Thyroid Artery, Bifurcation, with Three Drug-eluting Intraluminal Devices, Percutaneous Approach-eluting Intraluminal Devices, Percutaneous Approach	
037V36Z		Dilation of Left Thyroid Artery with Three Drug-eluting Intraluminal Devices, Percutaneous Approach-eluting Intraluminal Devices, Percutaneous Approach	
037V376		Dilation of Left Thyroid Artery, Bifurcation, with Four or More Drug-eluting Intraluminal Devices, Percutaneous Approach-eluting Intraluminal Devices, Percutaneous Approach	
037V37Z		Dilation of Left Thyroid Artery with Four or More Drug-eluting Intraluminal Devices, Percutaneous Approach-eluting Intraluminal Devices, Percutaneous Approach	
037V3D6		Dilation of Left Thyroid Artery, Bifurcation, with Intraluminal Device, Percutaneous Approach--	
037V3DZ		Dilation of Left Thyroid Artery with Intraluminal Device, Percutaneous Approach--	
037V3E6		Dilation of Left Thyroid Artery, Bifurcation, with Two Intraluminal Devices, Percutaneous Approach--	
037V3EZ		Dilation of Left Thyroid Artery with Two Intraluminal Devices, Percutaneous Approach--	
037V3F6		Dilation of Left Thyroid Artery, Bifurcation, with Three Intraluminal Devices, Percutaneous Approach--	
037V3FZ		Dilation of Left Thyroid Artery with Three Intraluminal Devices, Percutaneous Approach--	
037V3G6		Dilation of Left Thyroid Artery, Bifurcation, with Four or More Intraluminal Devices, Percutaneous Approach--	
037V3GZ		Dilation of Left Thyroid Artery with Four or More Intraluminal Devices, Percutaneous Approach--	
037V3Z6		Dilation of Left Thyroid Artery, Bifurcation, Percutaneous Approach--	
037V3ZZ		Dilation of Left Thyroid Artery, Percutaneous Approach--	
037V446		Dilation of Left Thyroid Artery, Bifurcation, with Drug-eluting Intraluminal Device, Percutaneous Endoscopic Approach-eluting Intraluminal Device, Percutaneous Endoscopic Approach	
037V44Z		Dilation of Left Thyroid Artery with Drug-eluting Intraluminal Device, Percutaneous Endoscopic Approach-eluting Intraluminal Device, Percutaneous Endoscopic Approach	
037V456		Dilation of Left Thyroid Artery, Bifurcation, with Two Drug-eluting Intraluminal Devices, Percutaneous Endoscopic Approach-eluting Intraluminal Devices, Percutaneous Endoscopic Approach	

Appendix A
Comorbid conditions

037V45Z		Dilation of Left Thyroid Artery with Two Drug-eluting Intraluminal Devices, Percutaneous Endoscopic Approach-eluting Intraluminal Devices, Percutaneous Endoscopic Approach	
037V466		Dilation of Left Thyroid Artery, Bifurcation, with Three Drug-eluting Intraluminal Devices, Percutaneous Endoscopic Approach-eluting Intraluminal Devices, Percutaneous Endoscopic Approach	
037V46Z		Dilation of Left Thyroid Artery with Three Drug-eluting Intraluminal Devices, Percutaneous Endoscopic Approach-eluting Intraluminal Devices, Percutaneous Endoscopic Approach	
037V476		Dilation of Left Thyroid Artery, Bifurcation, with Four or More Drug-eluting Intraluminal Devices, Percutaneous Endoscopic Approach-eluting Intraluminal Devices, Percutaneous Endoscopic Approach	
037V47Z		Dilation of Left Thyroid Artery with Four or More Drug-eluting Intraluminal Devices, Percutaneous Endoscopic Approach-eluting Intraluminal Devices, Percutaneous Endoscopic Approach	
037V4D6		Dilation of Left Thyroid Artery, Bifurcation, with Intraluminal Device, Percutaneous Endoscopic Approach-	
037V4DZ		Dilation of Left Thyroid Artery with Intraluminal Device, Percutaneous Endoscopic Approach-	
037V4E6		Dilation of Left Thyroid Artery, Bifurcation, with Two Intraluminal Devices, Percutaneous Endoscopic Approach-	
037V4EZ		Dilation of Left Thyroid Artery with Two Intraluminal Devices, Percutaneous Endoscopic Approach-	
037V4F6		Dilation of Left Thyroid Artery, Bifurcation, with Three Intraluminal Devices, Percutaneous Endoscopic Approach-	
037V4FZ		Dilation of Left Thyroid Artery with Three Intraluminal Devices, Percutaneous Endoscopic Approach-	
037V4G6		Dilation of Left Thyroid Artery, Bifurcation, with Four or More Intraluminal Devices, Percutaneous Endoscopic Approach-	
037V4GZ		Dilation of Left Thyroid Artery with Four or More Intraluminal Devices, Percutaneous Endoscopic Approach-	
037V4Z6		Dilation of Left Thyroid Artery, Bifurcation, Percutaneous Endoscopic Approach-	
037V4ZZ		Dilation of Left Thyroid Artery, Percutaneous Endoscopic Approach-	
037Y046		Dilation of Upper Artery, Bifurcation, with Drug-eluting Intraluminal Device, Open Approach-eluting Intraluminal Device, Open Approach	
037Y04Z		Dilation of Upper Artery with Drug-eluting Intraluminal Device, Open Approach-eluting Intraluminal Device, Open Approach	
037Y056		Dilation of Upper Artery, Bifurcation, with Two Drug-eluting Intraluminal Devices, Open Approach-eluting Intraluminal Devices, Open Approach	
037Y05Z		Dilation of Upper Artery with Two Drug-eluting Intraluminal Devices, Open Approach-eluting Intraluminal Devices, Open Approach	
037Y066		Dilation of Upper Artery, Bifurcation, with Three Drug-eluting Intraluminal Devices, Open Approach-eluting Intraluminal Devices, Open Approach	
037Y06Z		Dilation of Upper Artery with Three Drug-eluting Intraluminal Devices, Open Approach-eluting Intraluminal Devices, Open Approach	

Appendix A
Comorbid conditions

037Y076		Dilation of Upper Artery, Bifurcation, with Four or More Drug-eluting Intraluminal Devices, Open Approach-eluting Intraluminal Devices, Open Approach	
037Y07Z		Dilation of Upper Artery with Four or More Drug-eluting Intraluminal Devices, Open Approach-eluting Intraluminal Devices, Open Approach	
037Y0D6		Dilation of Upper Artery, Bifurcation, with Intraluminal Device, Open Approach--	
037Y0DZ		Dilation of Upper Artery with Intraluminal Device, Open Approach--	
037Y0E6		Dilation of Upper Artery, Bifurcation, with Two Intraluminal Devices, Open Approach--	
037Y0EZ		Dilation of Upper Artery with Two Intraluminal Devices, Open Approach--	
037Y0F6		Dilation of Upper Artery, Bifurcation, with Three Intraluminal Devices, Open Approach--	
037Y0FZ		Dilation of Upper Artery with Three Intraluminal Devices, Open Approach--	
037Y0G6		Dilation of Upper Artery, Bifurcation, with Four or More Intraluminal Devices, Open Approach--	
037Y0GZ		Dilation of Upper Artery with Four or More Intraluminal Devices, Open Approach--	
037Y0Z6		Dilation of Upper Artery, Bifurcation, Open Approach--	
037Y0ZZ		Dilation of Upper Artery, Open Approach--	
037Y346		Dilation of Upper Artery, Bifurcation, with Drug-eluting Intraluminal Device, Percutaneous Approach-eluting Intraluminal Device, Percutaneous Approach	
037Y34Z		Dilation of Upper Artery with Drug-eluting Intraluminal Device, Percutaneous Approach-eluting Intraluminal Device, Percutaneous Approach	
037Y356		Dilation of Upper Artery, Bifurcation, with Two Drug-eluting Intraluminal Devices, Percutaneous Approach-eluting Intraluminal Devices, Percutaneous Approach	
037Y35Z		Dilation of Upper Artery with Two Drug-eluting Intraluminal Devices, Percutaneous Approach-eluting Intraluminal Devices, Percutaneous Approach	
037Y366		Dilation of Upper Artery, Bifurcation, with Three Drug-eluting Intraluminal Devices, Percutaneous Approach-eluting Intraluminal Devices, Percutaneous Approach	
037Y36Z		Dilation of Upper Artery with Three Drug-eluting Intraluminal Devices, Percutaneous Approach-eluting Intraluminal Devices, Percutaneous Approach	
037Y376		Dilation of Upper Artery, Bifurcation, with Four or More Drug-eluting Intraluminal Devices, Percutaneous Approach-eluting Intraluminal Devices, Percutaneous Approach	
037Y37Z		Dilation of Upper Artery with Four or More Drug-eluting Intraluminal Devices, Percutaneous Approach-eluting Intraluminal Devices, Percutaneous Approach	
037Y3D6		Dilation of Upper Artery, Bifurcation, with Intraluminal Device, Percutaneous Approach--	
037Y3DZ		Dilation of Upper Artery with Intraluminal Device, Percutaneous Approach--	
037Y3E6		Dilation of Upper Artery, Bifurcation, with Two Intraluminal Devices, Percutaneous Approach--	
037Y3EZ		Dilation of Upper Artery with Two Intraluminal Devices, Percutaneous Approach--	
037Y3F6		Dilation of Upper Artery, Bifurcation, with Three Intraluminal Devices, Percutaneous Approach--	

Appendix A
Comorbid conditions

037Y3FZ		Dilation of Upper Artery with Three Intraluminal Devices, Percutaneous Approach--	
037Y3G6		Dilation of Upper Artery, Bifurcation, with Four or More Intraluminal Devices, Percutaneous Approach--	
037Y3GZ		Dilation of Upper Artery with Four or More Intraluminal Devices, Percutaneous Approach--	
037Y3Z6		Dilation of Upper Artery, Bifurcation, Percutaneous Approach--	
037Y3ZZ		Dilation of Upper Artery, Percutaneous Approach--	
037Y446		Dilation of Upper Artery, Bifurcation, with Drug-eluting Intraluminal Device, Percutaneous Endoscopic Approach-eluting Intraluminal Device, Percutaneous Endoscopic Approach	
037Y44Z		Dilation of Upper Artery with Drug-eluting Intraluminal Device, Percutaneous Endoscopic Approach-eluting Intraluminal Device, Percutaneous Endoscopic Approach	
037Y456		Dilation of Upper Artery, Bifurcation, with Two Drug-eluting Intraluminal Devices, Percutaneous Endoscopic Approach-eluting Intraluminal Devices, Percutaneous Endoscopic Approach	
037Y45Z		Dilation of Upper Artery with Two Drug-eluting Intraluminal Devices, Percutaneous Endoscopic Approach-eluting Intraluminal Devices, Percutaneous Endoscopic Approach	
037Y466		Dilation of Upper Artery, Bifurcation, with Three Drug-eluting Intraluminal Devices, Percutaneous Endoscopic Approach-eluting Intraluminal Devices, Percutaneous Endoscopic Approach	
037Y46Z		Dilation of Upper Artery with Three Drug-eluting Intraluminal Devices, Percutaneous Endoscopic Approach-eluting Intraluminal Devices, Percutaneous Endoscopic Approach	
037Y476		Dilation of Upper Artery, Bifurcation, with Four or More Drug-eluting Intraluminal Devices, Percutaneous Endoscopic Approach-eluting Intraluminal Devices, Percutaneous Endoscopic Approach	
037Y47Z		Dilation of Upper Artery with Four or More Drug-eluting Intraluminal Devices, Percutaneous Endoscopic Approach-eluting Intraluminal Devices, Percutaneous Endoscopic Approach	
037Y4D6		Dilation of Upper Artery, Bifurcation, with Intraluminal Device, Percutaneous Endoscopic Approach--	
037Y4DZ		Dilation of Upper Artery with Intraluminal Device, Percutaneous Endoscopic Approach--	
037Y4E6		Dilation of Upper Artery, Bifurcation, with Two Intraluminal Devices, Percutaneous Endoscopic Approach--	
037Y4EZ		Dilation of Upper Artery with Two Intraluminal Devices, Percutaneous Endoscopic Approach--	
037Y4F6		Dilation of Upper Artery, Bifurcation, with Three Intraluminal Devices, Percutaneous Endoscopic Approach--	
037Y4FZ		Dilation of Upper Artery with Three Intraluminal Devices, Percutaneous Endoscopic Approach--	
037Y4G6		Dilation of Upper Artery, Bifurcation, with Four or More Intraluminal Devices, Percutaneous Endoscopic Approach--	
037Y4GZ		Dilation of Upper Artery with Four or More Intraluminal Devices, Percutaneous Endoscopic Approach--	
037Y4Z6		Dilation of Upper Artery, Bifurcation, Percutaneous Endoscopic Approach--	

Appendix A
Comorbid conditions

037Y4ZZ		Dilation of Upper Artery, Percutaneous Endoscopic Approach-	
03H00DZ		Insertion of Intraluminal Device into Right Internal Mammary Artery, Open Approach-	
03H03DZ		Insertion of Intraluminal Device into Right Internal Mammary Artery, Percutaneous Approach-	
03H04DZ		Insertion of Intraluminal Device into Right Internal Mammary Artery, Percutaneous Endoscopic Approach-	
03H10DZ		Insertion of Intraluminal Device into Left Internal Mammary Artery, Open Approach-	
03H13DZ		Insertion of Intraluminal Device into Left Internal Mammary Artery, Percutaneous Approach-	
03H14DZ		Insertion of Intraluminal Device into Left Internal Mammary Artery, Percutaneous Endoscopic Approach-	
03H20DZ		Insertion of Intraluminal Device into Innominate Artery, Open Approach-	
03H23DZ		Insertion of Intraluminal Device into Innominate Artery, Percutaneous Approach-	
03H24DZ		Insertion of Intraluminal Device into Innominate Artery, Percutaneous Endoscopic Approach-	
03H30DZ		Insertion of Intraluminal Device into Right Subclavian Artery, Open Approach-	
03H33DZ		Insertion of Intraluminal Device into Right Subclavian Artery, Percutaneous Approach-	
03H34DZ		Insertion of Intraluminal Device into Right Subclavian Artery, Percutaneous Endoscopic Approach-	
03H40DZ		Insertion of Intraluminal Device into Left Subclavian Artery, Open Approach-	
03H43DZ		Insertion of Intraluminal Device into Left Subclavian Artery, Percutaneous Approach-	
03H44DZ		Insertion of Intraluminal Device into Left Subclavian Artery, Percutaneous Endoscopic Approach-	
03H50DZ		Insertion of Intraluminal Device into Right Axillary Artery, Open Approach-	
03H53DZ		Insertion of Intraluminal Device into Right Axillary Artery, Percutaneous Approach-	
03H54DZ		Insertion of Intraluminal Device into Right Axillary Artery, Percutaneous Endoscopic Approach-	
03H60DZ		Insertion of Intraluminal Device into Left Axillary Artery, Open Approach-	
03H63DZ		Insertion of Intraluminal Device into Left Axillary Artery, Percutaneous Approach-	
03H64DZ		Insertion of Intraluminal Device into Left Axillary Artery, Percutaneous Endoscopic Approach-	
03H70DZ		Insertion of Intraluminal Device into Right Brachial Artery, Open Approach-	
03H73DZ		Insertion of Intraluminal Device into Right Brachial Artery, Percutaneous Approach-	
03H74DZ		Insertion of Intraluminal Device into Right Brachial Artery, Percutaneous Endoscopic Approach-	
03H80DZ		Insertion of Intraluminal Device into Left Brachial Artery, Open Approach-	
03H83DZ		Insertion of Intraluminal Device into Left Brachial Artery, Percutaneous Approach-	
03H84DZ		Insertion of Intraluminal Device into Left Brachial Artery, Percutaneous Endoscopic Approach-	
03H90DZ		Insertion of Intraluminal Device into Right Ulnar Artery, Open Approach-	

Appendix A
Comorbid conditions

03H93DZ		Insertion of Intraluminal Device into Right Ulnar Artery, Percutaneous Approach--	
03H94DZ		Insertion of Intraluminal Device into Right Ulnar Artery, Percutaneous Endoscopic Approach--	
03HA0DZ		Insertion of Intraluminal Device into Left Ulnar Artery, Open Approach--	
03HA3DZ		Insertion of Intraluminal Device into Left Ulnar Artery, Percutaneous Approach--	
03HA4DZ		Insertion of Intraluminal Device into Left Ulnar Artery, Percutaneous Endoscopic Approach--	
03HB0DZ		Insertion of Intraluminal Device into Right Radial Artery, Open Approach--	
03HB3DZ		Insertion of Intraluminal Device into Right Radial Artery, Percutaneous Approach--	
03HB4DZ		Insertion of Intraluminal Device into Right Radial Artery, Percutaneous Endoscopic Approach--	
03HC0DZ		Insertion of Intraluminal Device into Left Radial Artery, Open Approach--	
03HC3DZ		Insertion of Intraluminal Device into Left Radial Artery, Percutaneous Approach--	
03HC4DZ		Insertion of Intraluminal Device into Left Radial Artery, Percutaneous Endoscopic Approach--	
03HD0DZ		Insertion of Intraluminal Device into Right Hand Artery, Open Approach--	
03HD3DZ		Insertion of Intraluminal Device into Right Hand Artery, Percutaneous Approach--	
03HD4DZ		Insertion of Intraluminal Device into Right Hand Artery, Percutaneous Endoscopic Approach--	
03HF0DZ		Insertion of Intraluminal Device into Left Hand Artery, Open Approach--	
03HF3DZ		Insertion of Intraluminal Device into Left Hand Artery, Percutaneous Approach--	
03HF4DZ		Insertion of Intraluminal Device into Left Hand Artery, Percutaneous Endoscopic Approach--	
03HG0DZ		Insertion of Intraluminal Device into Intracranial Artery, Open Approach--	
03HG3DZ		Insertion of Intraluminal Device into Intracranial Artery, Percutaneous Approach--	
03HG4DZ		Insertion of Intraluminal Device into Intracranial Artery, Percutaneous Endoscopic Approach--	
03HH0DZ		Insertion of Intraluminal Device into Right Common Carotid Artery, Open Approach--	
03HH3DZ		Insertion of Intraluminal Device into Right Common Carotid Artery, Percutaneous Approach--	
03HH4DZ		Insertion of Intraluminal Device into Right Common Carotid Artery, Percutaneous Endoscopic Approach--	
03HJ0DZ		Insertion of Intraluminal Device into Left Common Carotid Artery, Open Approach--	
03HJ3DZ		Insertion of Intraluminal Device into Left Common Carotid Artery, Percutaneous Approach--	
03HJ4DZ		Insertion of Intraluminal Device into Left Common Carotid Artery, Percutaneous Endoscopic Approach--	
03HK0DZ		Insertion of Intraluminal Device into Right Internal Carotid Artery, Open Approach--	
03HK3DZ		Insertion of Intraluminal Device into Right Internal Carotid Artery, Percutaneous Approach--	
03HK4DZ		Insertion of Intraluminal Device into Right Internal Carotid Artery, Percutaneous Endoscopic Approach--	

Appendix A
Comorbid conditions

03HL0DZ		Insertion of Intraluminal Device into Left Internal Carotid Artery, Open Approach--	
03HL3DZ		Insertion of Intraluminal Device into Left Internal Carotid Artery, Percutaneous Approach--	
03HL4DZ		Insertion of Intraluminal Device into Left Internal Carotid Artery, Percutaneous Endoscopic Approach--	
03HM0DZ		Insertion of Intraluminal Device into Right External Carotid Artery, Open Approach--	
03HM3DZ		Insertion of Intraluminal Device into Right External Carotid Artery, Percutaneous Approach--	
03HM4DZ		Insertion of Intraluminal Device into Right External Carotid Artery, Percutaneous Endoscopic Approach--	
03HN0DZ		Insertion of Intraluminal Device into Left External Carotid Artery, Open Approach--	
03HN3DZ		Insertion of Intraluminal Device into Left External Carotid Artery, Percutaneous Approach--	
03HN4DZ		Insertion of Intraluminal Device into Left External Carotid Artery, Percutaneous Endoscopic Approach--	
03HP0DZ		Insertion of Intraluminal Device into Right Vertebral Artery, Open Approach--	
03HP3DZ		Insertion of Intraluminal Device into Right Vertebral Artery, Percutaneous Approach--	
03HP4DZ		Insertion of Intraluminal Device into Right Vertebral Artery, Percutaneous Endoscopic Approach--	
03HQ0DZ		Insertion of Intraluminal Device into Left Vertebral Artery, Open Approach--	
03HQ3DZ		Insertion of Intraluminal Device into Left Vertebral Artery, Percutaneous Approach--	
03HQ4DZ		Insertion of Intraluminal Device into Left Vertebral Artery, Percutaneous Endoscopic Approach--	
03HR0DZ		Insertion of Intraluminal Device into Face Artery, Open Approach--	
03HR3DZ		Insertion of Intraluminal Device into Face Artery, Percutaneous Approach--	
03HR4DZ		Insertion of Intraluminal Device into Face Artery, Percutaneous Endoscopic Approach--	
03HS0DZ		Insertion of Intraluminal Device into Right Temporal Artery, Open Approach--	
03HS3DZ		Insertion of Intraluminal Device into Right Temporal Artery, Percutaneous Approach--	
03HS4DZ		Insertion of Intraluminal Device into Right Temporal Artery, Percutaneous Endoscopic Approach--	
03HT0DZ		Insertion of Intraluminal Device into Left Temporal Artery, Open Approach--	
03HT3DZ		Insertion of Intraluminal Device into Left Temporal Artery, Percutaneous Approach--	
03HT4DZ		Insertion of Intraluminal Device into Left Temporal Artery, Percutaneous Endoscopic Approach--	
03HU0DZ		Insertion of Intraluminal Device into Right Thyroid Artery, Open Approach--	
03HU3DZ		Insertion of Intraluminal Device into Right Thyroid Artery, Percutaneous Approach--	
03HU4DZ		Insertion of Intraluminal Device into Right Thyroid Artery, Percutaneous Endoscopic Approach--	
03HV0DZ		Insertion of Intraluminal Device into Left Thyroid Artery, Open Approach--	
03HV3DZ		Insertion of Intraluminal Device into Left Thyroid Artery, Percutaneous Approach--	

Appendix A
Comorbid conditions

03HV4DZ		Insertion of Intraluminal Device into Left Thyroid Artery, Percutaneous Endoscopic Approach--	
03HY0DZ		Insertion of Intraluminal Device into Upper Artery, Open Approach--	
03HY3DZ		Insertion of Intraluminal Device into Upper Artery, Percutaneous Approach--	
03HY4DZ		Insertion of Intraluminal Device into Upper Artery, Percutaneous Endoscopic Approach--	
03LK0CZ		Occlusion of Right Internal Carotid Artery with Extraluminal Device, Open Approach--	
03LK0ZZ		Occlusion of Right Internal Carotid Artery, Open Approach--	
03LK3CZ		Occlusion of Right Internal Carotid Artery with Extraluminal Device, Percutaneous Approach--	
03LK3ZZ		Occlusion of Right Internal Carotid Artery, Percutaneous Approach--	
03LK4CZ		Occlusion of Right Internal Carotid Artery with Extraluminal Device, Percutaneous Endoscopic Approach--	
03LK4ZZ		Occlusion of Right Internal Carotid Artery, Percutaneous Endoscopic Approach--	
03LL0CZ		Occlusion of Left Internal Carotid Artery with Extraluminal Device, Open Approach--	
03LL0ZZ		Occlusion of Left Internal Carotid Artery, Open Approach--	
03LL3CZ		Occlusion of Left Internal Carotid Artery with Extraluminal Device, Percutaneous Approach--	
03LL3ZZ		Occlusion of Left Internal Carotid Artery, Percutaneous Approach--	
03LL4CZ		Occlusion of Left Internal Carotid Artery with Extraluminal Device, Percutaneous Endoscopic Approach--	
03LL4ZZ		Occlusion of Left Internal Carotid Artery, Percutaneous Endoscopic Approach--	
03N00ZZ		Release Right Internal Mammary Artery, Open Approach--	
03N03ZZ		Release Right Internal Mammary Artery, Percutaneous Approach--	
03N04ZZ		Release Right Internal Mammary Artery, Percutaneous Endoscopic Approach--	
03N10ZZ		Release Left Internal Mammary Artery, Open Approach--	
03N13ZZ		Release Left Internal Mammary Artery, Percutaneous Approach--	
03N14ZZ		Release Left Internal Mammary Artery, Percutaneous Endoscopic Approach--	
03N20ZZ		Release Innominate Artery, Open Approach--	
03N23ZZ		Release Innominate Artery, Percutaneous Approach--	
03N24ZZ		Release Innominate Artery, Percutaneous Endoscopic Approach--	
03N30ZZ		Release Right Subclavian Artery, Open Approach--	
03N33ZZ		Release Right Subclavian Artery, Percutaneous Approach--	
03N34ZZ		Release Right Subclavian Artery, Percutaneous Endoscopic Approach--	
03N40ZZ		Release Left Subclavian Artery, Open Approach--	
03N43ZZ		Release Left Subclavian Artery, Percutaneous Approach--	
03N44ZZ		Release Left Subclavian Artery, Percutaneous Endoscopic Approach--	
03N50ZZ		Release Right Axillary Artery, Open Approach--	
03N53ZZ		Release Right Axillary Artery, Percutaneous Approach--	
03N54ZZ		Release Right Axillary Artery, Percutaneous Endoscopic Approach--	

Appendix A
Comorbid conditions

03N60ZZ		Release Left Axillary Artery, Open Approach--	
03N63ZZ		Release Left Axillary Artery, Percutaneous Approach--	
03N64ZZ		Release Left Axillary Artery, Percutaneous Endoscopic Approach--	
03N70ZZ		Release Right Brachial Artery, Open Approach--	
03N73ZZ		Release Right Brachial Artery, Percutaneous Approach--	
03N74ZZ		Release Right Brachial Artery, Percutaneous Endoscopic Approach--	
03N80ZZ		Release Left Brachial Artery, Open Approach--	
03N83ZZ		Release Left Brachial Artery, Percutaneous Approach--	
03N84ZZ		Release Left Brachial Artery, Percutaneous Endoscopic Approach--	
03N90ZZ		Release Right Ulnar Artery, Open Approach--	
03N93ZZ		Release Right Ulnar Artery, Percutaneous Approach--	
03N94ZZ		Release Right Ulnar Artery, Percutaneous Endoscopic Approach--	
03NA0ZZ		Release Left Ulnar Artery, Open Approach--	
03NA3ZZ		Release Left Ulnar Artery, Percutaneous Approach--	
03NA4ZZ		Release Left Ulnar Artery, Percutaneous Endoscopic Approach--	
03NB0ZZ		Release Right Radial Artery, Open Approach--	
03NB3ZZ		Release Right Radial Artery, Percutaneous Approach--	
03NB4ZZ		Release Right Radial Artery, Percutaneous Endoscopic Approach--	
03NC0ZZ		Release Left Radial Artery, Open Approach--	
03NC3ZZ		Release Left Radial Artery, Percutaneous Approach--	
03NC4ZZ		Release Left Radial Artery, Percutaneous Endoscopic Approach--	
03ND0ZZ		Release Right Hand Artery, Open Approach--	
03ND3ZZ		Release Right Hand Artery, Percutaneous Approach--	
03ND4ZZ		Release Right Hand Artery, Percutaneous Endoscopic Approach--	
03NF0ZZ		Release Left Hand Artery, Open Approach--	
03NF3ZZ		Release Left Hand Artery, Percutaneous Approach--	
03NF4ZZ		Release Left Hand Artery, Percutaneous Endoscopic Approach--	
03NG0ZZ		Release Intracranial Artery, Open Approach--	
03NG3ZZ		Release Intracranial Artery, Percutaneous Approach--	
03NG4ZZ		Release Intracranial Artery, Percutaneous Endoscopic Approach--	
03NH0ZZ		Release Right Common Carotid Artery, Open Approach--	
03NH3ZZ		Release Right Common Carotid Artery, Percutaneous Approach--	
03NH4ZZ		Release Right Common Carotid Artery, Percutaneous Endoscopic Approach--	
03NJ0ZZ		Release Left Common Carotid Artery, Open Approach--	
03NJ3ZZ		Release Left Common Carotid Artery, Percutaneous Approach--	
03NJ4ZZ		Release Left Common Carotid Artery, Percutaneous Endoscopic Approach--	
03NK0ZZ		Release Right Internal Carotid Artery, Open Approach--	
03NK3ZZ		Release Right Internal Carotid Artery, Percutaneous Approach--	

Appendix A
Comorbid conditions

03NK4ZZ		Release Right Internal Carotid Artery, Percutaneous Endoscopic Approach--	
03NL0ZZ		Release Left Internal Carotid Artery, Open Approach--	
03NL3ZZ		Release Left Internal Carotid Artery, Percutaneous Approach--	
03NL4ZZ		Release Left Internal Carotid Artery, Percutaneous Endoscopic Approach--	
03NM0ZZ		Release Right External Carotid Artery, Open Approach--	
03NM3ZZ		Release Right External Carotid Artery, Percutaneous Approach--	
03NM4ZZ		Release Right External Carotid Artery, Percutaneous Endoscopic Approach--	
03NN0ZZ		Release Left External Carotid Artery, Open Approach--	
03NN3ZZ		Release Left External Carotid Artery, Percutaneous Approach--	
03NN4ZZ		Release Left External Carotid Artery, Percutaneous Endoscopic Approach--	
03NP0ZZ		Release Right Vertebral Artery, Open Approach--	
03NP3ZZ		Release Right Vertebral Artery, Percutaneous Approach--	
03NP4ZZ		Release Right Vertebral Artery, Percutaneous Endoscopic Approach--	
03NQ0ZZ		Release Left Vertebral Artery, Open Approach--	
03NQ3ZZ		Release Left Vertebral Artery, Percutaneous Approach--	
03NQ4ZZ		Release Left Vertebral Artery, Percutaneous Endoscopic Approach--	
03NR0ZZ		Release Face Artery, Open Approach--	
03NR3ZZ		Release Face Artery, Percutaneous Approach--	
03NR4ZZ		Release Face Artery, Percutaneous Endoscopic Approach--	
03NS0ZZ		Release Right Temporal Artery, Open Approach--	
03NS3ZZ		Release Right Temporal Artery, Percutaneous Approach--	
03NS4ZZ		Release Right Temporal Artery, Percutaneous Endoscopic Approach--	
03NT0ZZ		Release Left Temporal Artery, Open Approach--	
03NT3ZZ		Release Left Temporal Artery, Percutaneous Approach--	
03NT4ZZ		Release Left Temporal Artery, Percutaneous Endoscopic Approach--	
03NU0ZZ		Release Right Thyroid Artery, Open Approach--	
03NU3ZZ		Release Right Thyroid Artery, Percutaneous Approach--	
03NU4ZZ		Release Right Thyroid Artery, Percutaneous Endoscopic Approach--	
03NV0ZZ		Release Left Thyroid Artery, Open Approach--	
03NV3ZZ		Release Left Thyroid Artery, Percutaneous Approach--	
03NV4ZZ		Release Left Thyroid Artery, Percutaneous Endoscopic Approach--	
03NY0ZZ		Release Upper Artery, Open Approach--	
03NY3ZZ		Release Upper Artery, Percutaneous Approach--	
03NY4ZZ		Release Upper Artery, Percutaneous Endoscopic Approach--	
03PY0JZ		Removal of Synthetic Substitute from Upper Artery, Open Approach--	
03PY3JZ		Removal of Synthetic Substitute from Upper Artery, Percutaneous Approach--	
03PY4JZ		Removal of Synthetic Substitute from Upper Artery, Percutaneous Endoscopic Approach--	
03QY0ZZ		Repair Upper Artery, Open Approach--	

Appendix A
Comorbid conditions

03QY3ZZ		Repair Upper Artery, Percutaneous Approach--	
03QY4ZZ		Repair Upper Artery, Percutaneous Endoscopic Approach--	
03S00ZZ		Reposition Right Internal Mammary Artery, Open Approach--	
03S03ZZ		Reposition Right Internal Mammary Artery, Percutaneous Approach--	
03S04ZZ		Reposition Right Internal Mammary Artery, Percutaneous Endoscopic Approach--	
03S10ZZ		Reposition Left Internal Mammary Artery, Open Approach--	
03S13ZZ		Reposition Left Internal Mammary Artery, Percutaneous Approach--	
03S14ZZ		Reposition Left Internal Mammary Artery, Percutaneous Endoscopic Approach--	
03S20ZZ		Reposition Innominate Artery, Open Approach--	
03S23ZZ		Reposition Innominate Artery, Percutaneous Approach--	
03S24ZZ		Reposition Innominate Artery, Percutaneous Endoscopic Approach--	
03S30ZZ		Reposition Right Subclavian Artery, Open Approach--	
03S33ZZ		Reposition Right Subclavian Artery, Percutaneous Approach--	
03S34ZZ		Reposition Right Subclavian Artery, Percutaneous Endoscopic Approach--	
03S40ZZ		Reposition Left Subclavian Artery, Open Approach--	
03S43ZZ		Reposition Left Subclavian Artery, Percutaneous Approach--	
03S44ZZ		Reposition Left Subclavian Artery, Percutaneous Endoscopic Approach--	
03S50ZZ		Reposition Right Axillary Artery, Open Approach--	
03S53ZZ		Reposition Right Axillary Artery, Percutaneous Approach--	
03S54ZZ		Reposition Right Axillary Artery, Percutaneous Endoscopic Approach--	
03S60ZZ		Reposition Left Axillary Artery, Open Approach--	
03S63ZZ		Reposition Left Axillary Artery, Percutaneous Approach--	
03S64ZZ		Reposition Left Axillary Artery, Percutaneous Endoscopic Approach--	
03S70ZZ		Reposition Right Brachial Artery, Open Approach--	
03S73ZZ		Reposition Right Brachial Artery, Percutaneous Approach--	
03S74ZZ		Reposition Right Brachial Artery, Percutaneous Endoscopic Approach--	
03S80ZZ		Reposition Left Brachial Artery, Open Approach--	
03S83ZZ		Reposition Left Brachial Artery, Percutaneous Approach--	
03S84ZZ		Reposition Left Brachial Artery, Percutaneous Endoscopic Approach--	
03S90ZZ		Reposition Right Ulnar Artery, Open Approach--	
03S93ZZ		Reposition Right Ulnar Artery, Percutaneous Approach--	
03S94ZZ		Reposition Right Ulnar Artery, Percutaneous Endoscopic Approach--	
03SA0ZZ		Reposition Left Ulnar Artery, Open Approach--	
03SA3ZZ		Reposition Left Ulnar Artery, Percutaneous Approach--	
03SA4ZZ		Reposition Left Ulnar Artery, Percutaneous Endoscopic Approach--	
03SB0ZZ		Reposition Right Radial Artery, Open Approach--	
03SB3ZZ		Reposition Right Radial Artery, Percutaneous Approach--	
03SB4ZZ		Reposition Right Radial Artery, Percutaneous Endoscopic Approach--	

Appendix A
Comorbid conditions

03SC0ZZ		Reposition Left Radial Artery, Open Approach--	
03SC3ZZ		Reposition Left Radial Artery, Percutaneous Approach--	
03SC4ZZ		Reposition Left Radial Artery, Percutaneous Endoscopic Approach--	
03SD0ZZ		Reposition Right Hand Artery, Open Approach--	
03SD3ZZ		Reposition Right Hand Artery, Percutaneous Approach--	
03SD4ZZ		Reposition Right Hand Artery, Percutaneous Endoscopic Approach--	
03SF0ZZ		Reposition Left Hand Artery, Open Approach--	
03SF3ZZ		Reposition Left Hand Artery, Percutaneous Approach--	
03SF4ZZ		Reposition Left Hand Artery, Percutaneous Endoscopic Approach--	
03SG0ZZ		Reposition Intracranial Artery, Open Approach--	
03SG3ZZ		Reposition Intracranial Artery, Percutaneous Approach--	
03SG4ZZ		Reposition Intracranial Artery, Percutaneous Endoscopic Approach--	
03SH0ZZ		Reposition Right Common Carotid Artery, Open Approach--	
03SH3ZZ		Reposition Right Common Carotid Artery, Percutaneous Approach--	
03SH4ZZ		Reposition Right Common Carotid Artery, Percutaneous Endoscopic Approach--	
03SJ0ZZ		Reposition Left Common Carotid Artery, Open Approach--	
03SJ3ZZ		Reposition Left Common Carotid Artery, Percutaneous Approach--	
03SJ4ZZ		Reposition Left Common Carotid Artery, Percutaneous Endoscopic Approach--	
03SK0ZZ		Reposition Right Internal Carotid Artery, Open Approach--	
03SK3ZZ		Reposition Right Internal Carotid Artery, Percutaneous Approach--	
03SK4ZZ		Reposition Right Internal Carotid Artery, Percutaneous Endoscopic Approach--	
03SL0ZZ		Reposition Left Internal Carotid Artery, Open Approach--	
03SL3ZZ		Reposition Left Internal Carotid Artery, Percutaneous Approach--	
03SL4ZZ		Reposition Left Internal Carotid Artery, Percutaneous Endoscopic Approach--	
03SM0ZZ		Reposition Right External Carotid Artery, Open Approach--	
03SM3ZZ		Reposition Right External Carotid Artery, Percutaneous Approach--	
03SM4ZZ		Reposition Right External Carotid Artery, Percutaneous Endoscopic Approach--	
03SN0ZZ		Reposition Left External Carotid Artery, Open Approach--	
03SN3ZZ		Reposition Left External Carotid Artery, Percutaneous Approach--	
03SN4ZZ		Reposition Left External Carotid Artery, Percutaneous Endoscopic Approach--	
03SP0ZZ		Reposition Right Vertebral Artery, Open Approach--	
03SP3ZZ		Reposition Right Vertebral Artery, Percutaneous Approach--	
03SP4ZZ		Reposition Right Vertebral Artery, Percutaneous Endoscopic Approach--	
03SQ0ZZ		Reposition Left Vertebral Artery, Open Approach--	
03SQ3ZZ		Reposition Left Vertebral Artery, Percutaneous Approach--	
03SQ4ZZ		Reposition Left Vertebral Artery, Percutaneous Endoscopic Approach--	

Appendix A
Comorbid conditions

03SR0ZZ		Reposition Face Artery, Open Approach--	
03SR3ZZ		Reposition Face Artery, Percutaneous Approach--	
03SR4ZZ		Reposition Face Artery, Percutaneous Endoscopic Approach--	
03SS0ZZ		Reposition Right Temporal Artery, Open Approach--	
03SS3ZZ		Reposition Right Temporal Artery, Percutaneous Approach--	
03SS4ZZ		Reposition Right Temporal Artery, Percutaneous Endoscopic Approach--	
03ST0ZZ		Reposition Left Temporal Artery, Open Approach--	
03ST3ZZ		Reposition Left Temporal Artery, Percutaneous Approach--	
03ST4ZZ		Reposition Left Temporal Artery, Percutaneous Endoscopic Approach--	
03SU0ZZ		Reposition Right Thyroid Artery, Open Approach--	
03SU3ZZ		Reposition Right Thyroid Artery, Percutaneous Approach--	
03SU4ZZ		Reposition Right Thyroid Artery, Percutaneous Endoscopic Approach--	
03SV0ZZ		Reposition Left Thyroid Artery, Open Approach--	
03SV3ZZ		Reposition Left Thyroid Artery, Percutaneous Approach--	
03SV4ZZ		Reposition Left Thyroid Artery, Percutaneous Endoscopic Approach--	
03SY0ZZ		Reposition Upper Artery, Open Approach--	
03SY3ZZ		Reposition Upper Artery, Percutaneous Approach--	
03SY4ZZ		Reposition Upper Artery, Percutaneous Endoscopic Approach--	
03U007Z		Supplement Right Internal Mammary Artery with Autologous Tissue Substitute, Open Approach--	
03U00JZ		Supplement Right Internal Mammary Artery with Synthetic Substitute, Open Approach--	
03U00KZ		Supplement Right Internal Mammary Artery with Nonautologous Tissue Substitute, Open Approach--	
03U037Z		Supplement Right Internal Mammary Artery with Autologous Tissue Substitute, Percutaneous Approach--	
03U03JZ		Supplement Right Internal Mammary Artery with Synthetic Substitute, Percutaneous Approach--	
03U03KZ		Supplement Right Internal Mammary Artery with Nonautologous Tissue Substitute, Percutaneous Approach--	
03U047Z		Supplement Right Internal Mammary Artery with Autologous Tissue Substitute, Percutaneous Endoscopic Approach--	
03U04JZ		Supplement Right Internal Mammary Artery with Synthetic Substitute, Percutaneous Endoscopic Approach--	
03U04KZ		Supplement Right Internal Mammary Artery with Nonautologous Tissue Substitute, Percutaneous Endoscopic Approach--	
03U107Z		Supplement Left Internal Mammary Artery with Autologous Tissue Substitute, Open Approach--	
03U10JZ		Supplement Left Internal Mammary Artery with Synthetic Substitute, Open Approach--	
03U10KZ		Supplement Left Internal Mammary Artery with Nonautologous Tissue Substitute, Open Approach--	
03U137Z		Supplement Left Internal Mammary Artery with Autologous Tissue Substitute, Percutaneous Approach--	
03U13JZ		Supplement Left Internal Mammary Artery with Synthetic Substitute, Percutaneous Approach--	
03U13KZ		Supplement Left Internal Mammary Artery with Nonautologous Tissue Substitute, Percutaneous Approach--	

Appendix A
Comorbid conditions

03U147Z		Supplement Left Internal Mammary Artery with Autologous Tissue Substitute, Percutaneous Endoscopic Approach--	
03U14JZ		Supplement Left Internal Mammary Artery with Synthetic Substitute, Percutaneous Endoscopic Approach--	
03U14KZ		Supplement Left Internal Mammary Artery with Nonautologous Tissue Substitute, Percutaneous Endoscopic Approach--	
03U207Z		Supplement Innominate Artery with Autologous Tissue Substitute, Open Approach--	
03U20JZ		Supplement Innominate Artery with Synthetic Substitute, Open Approach--	
03U20KZ		Supplement Innominate Artery with Nonautologous Tissue Substitute, Open Approach--	
03U237Z		Supplement Innominate Artery with Autologous Tissue Substitute, Percutaneous Approach--	
03U23JZ		Supplement Innominate Artery with Synthetic Substitute, Percutaneous Approach--	
03U23KZ		Supplement Innominate Artery with Nonautologous Tissue Substitute, Percutaneous Approach--	
03U247Z		Supplement Innominate Artery with Autologous Tissue Substitute, Percutaneous Endoscopic Approach--	
03U24JZ		Supplement Innominate Artery with Synthetic Substitute, Percutaneous Endoscopic Approach--	
03U24KZ		Supplement Innominate Artery with Nonautologous Tissue Substitute, Percutaneous Endoscopic Approach--	
03U307Z		Supplement Right Subclavian Artery with Autologous Tissue Substitute, Open Approach--	
03U30JZ		Supplement Right Subclavian Artery with Synthetic Substitute, Open Approach--	
03U30KZ		Supplement Right Subclavian Artery with Nonautologous Tissue Substitute, Open Approach--	
03U337Z		Supplement Right Subclavian Artery with Autologous Tissue Substitute, Percutaneous Approach--	
03U33JZ		Supplement Right Subclavian Artery with Synthetic Substitute, Percutaneous Approach--	
03U33KZ		Supplement Right Subclavian Artery with Nonautologous Tissue Substitute, Percutaneous Approach--	
03U347Z		Supplement Right Subclavian Artery with Autologous Tissue Substitute, Percutaneous Endoscopic Approach--	
03U34JZ		Supplement Right Subclavian Artery with Synthetic Substitute, Percutaneous Endoscopic Approach--	
03U34KZ		Supplement Right Subclavian Artery with Nonautologous Tissue Substitute, Percutaneous Endoscopic Approach--	
03U407Z		Supplement Left Subclavian Artery with Autologous Tissue Substitute, Open Approach--	
03U40JZ		Supplement Left Subclavian Artery with Synthetic Substitute, Open Approach--	
03U40KZ		Supplement Left Subclavian Artery with Nonautologous Tissue Substitute, Open Approach--	
03U437Z		Supplement Left Subclavian Artery with Autologous Tissue Substitute, Percutaneous Approach--	
03U43JZ		Supplement Left Subclavian Artery with Synthetic Substitute, Percutaneous Approach--	
03U43KZ		Supplement Left Subclavian Artery with Nonautologous Tissue Substitute, Percutaneous Approach--	
03U447Z		Supplement Left Subclavian Artery with Autologous Tissue Substitute, Percutaneous Endoscopic Approach--	

Appendix A
Comorbid conditions

03U44JZ		Supplement Left Subclavian Artery with Synthetic Substitute, Percutaneous Endoscopic Approach--	
03U44KZ		Supplement Left Subclavian Artery with Nonautologous Tissue Substitute, Percutaneous Endoscopic Approach--	
03U507Z		Supplement Right Axillary Artery with Autologous Tissue Substitute, Open Approach--	
03U50JZ		Supplement Right Axillary Artery with Synthetic Substitute, Open Approach--	
03U50KZ		Supplement Right Axillary Artery with Nonautologous Tissue Substitute, Open Approach--	
03U537Z		Supplement Right Axillary Artery with Autologous Tissue Substitute, Percutaneous Approach--	
03U53JZ		Supplement Right Axillary Artery with Synthetic Substitute, Percutaneous Approach--	
03U53KZ		Supplement Right Axillary Artery with Nonautologous Tissue Substitute, Percutaneous Approach--	
03U547Z		Supplement Right Axillary Artery with Autologous Tissue Substitute, Percutaneous Endoscopic Approach--	
03U54JZ		Supplement Right Axillary Artery with Synthetic Substitute, Percutaneous Endoscopic Approach--	
03U54KZ		Supplement Right Axillary Artery with Nonautologous Tissue Substitute, Percutaneous Endoscopic Approach--	
03U607Z		Supplement Left Axillary Artery with Autologous Tissue Substitute, Open Approach--	
03U60JZ		Supplement Left Axillary Artery with Synthetic Substitute, Open Approach--	
03U60KZ		Supplement Left Axillary Artery with Nonautologous Tissue Substitute, Open Approach--	
03U637Z		Supplement Left Axillary Artery with Autologous Tissue Substitute, Percutaneous Approach--	
03U63JZ		Supplement Left Axillary Artery with Synthetic Substitute, Percutaneous Approach--	
03U63KZ		Supplement Left Axillary Artery with Nonautologous Tissue Substitute, Percutaneous Approach--	
03U647Z		Supplement Left Axillary Artery with Autologous Tissue Substitute, Percutaneous Endoscopic Approach--	
03U64JZ		Supplement Left Axillary Artery with Synthetic Substitute, Percutaneous Endoscopic Approach--	
03U64KZ		Supplement Left Axillary Artery with Nonautologous Tissue Substitute, Percutaneous Endoscopic Approach--	
03U707Z		Supplement Right Brachial Artery with Autologous Tissue Substitute, Open Approach--	
03U70JZ		Supplement Right Brachial Artery with Synthetic Substitute, Open Approach--	
03U70KZ		Supplement Right Brachial Artery with Nonautologous Tissue Substitute, Open Approach--	
03U737Z		Supplement Right Brachial Artery with Autologous Tissue Substitute, Percutaneous Approach--	
03U73JZ		Supplement Right Brachial Artery with Synthetic Substitute, Percutaneous Approach--	
03U73KZ		Supplement Right Brachial Artery with Nonautologous Tissue Substitute, Percutaneous Approach--	
03U747Z		Supplement Right Brachial Artery with Autologous Tissue Substitute, Percutaneous Endoscopic Approach--	
03U74JZ		Supplement Right Brachial Artery with Synthetic Substitute, Percutaneous Endoscopic Approach--	
03U74KZ		Supplement Right Brachial Artery with Nonautologous Tissue Substitute, Percutaneous Endoscopic Approach--	

Appendix A
Comorbid conditions

03U807Z		Supplement Left Brachial Artery with Autologous Tissue Substitute, Open Approach--	
03U80JZ		Supplement Left Brachial Artery with Synthetic Substitute, Open Approach--	
03U80KZ		Supplement Left Brachial Artery with Nonautologous Tissue Substitute, Open Approach--	
03U837Z		Supplement Left Brachial Artery with Autologous Tissue Substitute, Percutaneous Approach--	
03U83JZ		Supplement Left Brachial Artery with Synthetic Substitute, Percutaneous Approach--	
03U83KZ		Supplement Left Brachial Artery with Nonautologous Tissue Substitute, Percutaneous Approach--	
03U847Z		Supplement Left Brachial Artery with Autologous Tissue Substitute, Percutaneous Endoscopic Approach--	
03U84JZ		Supplement Left Brachial Artery with Synthetic Substitute, Percutaneous Endoscopic Approach--	
03U84KZ		Supplement Left Brachial Artery with Nonautologous Tissue Substitute, Percutaneous Endoscopic Approach--	
03U907Z		Supplement Right Ulnar Artery with Autologous Tissue Substitute, Open Approach--	
03U90JZ		Supplement Right Ulnar Artery with Synthetic Substitute, Open Approach--	
03U90KZ		Supplement Right Ulnar Artery with Nonautologous Tissue Substitute, Open Approach--	
03U937Z		Supplement Right Ulnar Artery with Autologous Tissue Substitute, Percutaneous Approach--	
03U93JZ		Supplement Right Ulnar Artery with Synthetic Substitute, Percutaneous Approach--	
03U93KZ		Supplement Right Ulnar Artery with Nonautologous Tissue Substitute, Percutaneous Approach--	
03U947Z		Supplement Right Ulnar Artery with Autologous Tissue Substitute, Percutaneous Endoscopic Approach--	
03U94JZ		Supplement Right Ulnar Artery with Synthetic Substitute, Percutaneous Endoscopic Approach--	
03U94KZ		Supplement Right Ulnar Artery with Nonautologous Tissue Substitute, Percutaneous Endoscopic Approach--	
03UA07Z		Supplement Left Ulnar Artery with Autologous Tissue Substitute, Open Approach--	
03UA0JZ		Supplement Left Ulnar Artery with Synthetic Substitute, Open Approach--	
03UA0KZ		Supplement Left Ulnar Artery with Nonautologous Tissue Substitute, Open Approach--	
03UA37Z		Supplement Left Ulnar Artery with Autologous Tissue Substitute, Percutaneous Approach--	
03UA3JZ		Supplement Left Ulnar Artery with Synthetic Substitute, Percutaneous Approach--	
03UA3KZ		Supplement Left Ulnar Artery with Nonautologous Tissue Substitute, Percutaneous Approach--	
03UA47Z		Supplement Left Ulnar Artery with Autologous Tissue Substitute, Percutaneous Endoscopic Approach--	
03UA4JZ		Supplement Left Ulnar Artery with Synthetic Substitute, Percutaneous Endoscopic Approach--	
03UA4KZ		Supplement Left Ulnar Artery with Nonautologous Tissue Substitute, Percutaneous Endoscopic Approach--	
03UB07Z		Supplement Right Radial Artery with Autologous Tissue Substitute, Open Approach--	
03UB0JZ		Supplement Right Radial Artery with Synthetic Substitute, Open Approach--	

Appendix A
Comorbid conditions

03UB0KZ		Supplement Right Radial Artery with Nonautologous Tissue Substitute, Open Approach--	
03UB37Z		Supplement Right Radial Artery with Autologous Tissue Substitute, Percutaneous Approach--	
03UB3JZ		Supplement Right Radial Artery with Synthetic Substitute, Percutaneous Approach--	
03UB3KZ		Supplement Right Radial Artery with Nonautologous Tissue Substitute, Percutaneous Approach--	
03UB47Z		Supplement Right Radial Artery with Autologous Tissue Substitute, Percutaneous Endoscopic Approach--	
03UB4JZ		Supplement Right Radial Artery with Synthetic Substitute, Percutaneous Endoscopic Approach--	
03UB4KZ		Supplement Right Radial Artery with Nonautologous Tissue Substitute, Percutaneous Endoscopic Approach--	
03UC07Z		Supplement Left Radial Artery with Autologous Tissue Substitute, Open Approach--	
03UC0JZ		Supplement Left Radial Artery with Synthetic Substitute, Open Approach--	
03UC0KZ		Supplement Left Radial Artery with Nonautologous Tissue Substitute, Open Approach--	
03UC37Z		Supplement Left Radial Artery with Autologous Tissue Substitute, Percutaneous Approach--	
03UC3JZ		Supplement Left Radial Artery with Synthetic Substitute, Percutaneous Approach--	
03UC3KZ		Supplement Left Radial Artery with Nonautologous Tissue Substitute, Percutaneous Approach--	
03UC47Z		Supplement Left Radial Artery with Autologous Tissue Substitute, Percutaneous Endoscopic Approach--	
03UC4JZ		Supplement Left Radial Artery with Synthetic Substitute, Percutaneous Endoscopic Approach--	
03UC4KZ		Supplement Left Radial Artery with Nonautologous Tissue Substitute, Percutaneous Endoscopic Approach--	
03UD07Z		Supplement Right Hand Artery with Autologous Tissue Substitute, Open Approach--	
03UD0JZ		Supplement Right Hand Artery with Synthetic Substitute, Open Approach--	
03UD0KZ		Supplement Right Hand Artery with Nonautologous Tissue Substitute, Open Approach--	
03UD37Z		Supplement Right Hand Artery with Autologous Tissue Substitute, Percutaneous Approach--	
03UD3JZ		Supplement Right Hand Artery with Synthetic Substitute, Percutaneous Approach--	
03UD3KZ		Supplement Right Hand Artery with Nonautologous Tissue Substitute, Percutaneous Approach--	
03UD47Z		Supplement Right Hand Artery with Autologous Tissue Substitute, Percutaneous Endoscopic Approach--	
03UD4JZ		Supplement Right Hand Artery with Synthetic Substitute, Percutaneous Endoscopic Approach--	
03UD4KZ		Supplement Right Hand Artery with Nonautologous Tissue Substitute, Percutaneous Endoscopic Approach--	
03UF07Z		Supplement Left Hand Artery with Autologous Tissue Substitute, Open Approach--	
03UF0JZ		Supplement Left Hand Artery with Synthetic Substitute, Open Approach--	
03UF0KZ		Supplement Left Hand Artery with Nonautologous Tissue Substitute, Open Approach--	
03UF37Z		Supplement Left Hand Artery with Autologous Tissue Substitute, Percutaneous Approach--	

Appendix A
Comorbid conditions

03UF3JZ		Supplement Left Hand Artery with Synthetic Substitute, Percutaneous Approach--	
03UF3KZ		Supplement Left Hand Artery with Nonautologous Tissue Substitute, Percutaneous Approach--	
03UF47Z		Supplement Left Hand Artery with Autologous Tissue Substitute, Percutaneous Endoscopic Approach--	
03UF4JZ		Supplement Left Hand Artery with Synthetic Substitute, Percutaneous Endoscopic Approach--	
03UF4KZ		Supplement Left Hand Artery with Nonautologous Tissue Substitute, Percutaneous Endoscopic Approach--	
03UG07Z		Supplement Intracranial Artery with Autologous Tissue Substitute, Open Approach--	
03UG0JZ		Supplement Intracranial Artery with Synthetic Substitute, Open Approach--	
03UG0KZ		Supplement Intracranial Artery with Nonautologous Tissue Substitute, Open Approach--	
03UG37Z		Supplement Intracranial Artery with Autologous Tissue Substitute, Percutaneous Approach--	
03UG3JZ		Supplement Intracranial Artery with Synthetic Substitute, Percutaneous Approach--	
03UG3KZ		Supplement Intracranial Artery with Nonautologous Tissue Substitute, Percutaneous Approach--	
03UG47Z		Supplement Intracranial Artery with Autologous Tissue Substitute, Percutaneous Endoscopic Approach--	
03UG4JZ		Supplement Intracranial Artery with Synthetic Substitute, Percutaneous Endoscopic Approach--	
03UG4KZ		Supplement Intracranial Artery with Nonautologous Tissue Substitute, Percutaneous Endoscopic Approach--	
03UH07Z		Supplement Right Common Carotid Artery with Autologous Tissue Substitute, Open Approach--	
03UH0JZ		Supplement Right Common Carotid Artery with Synthetic Substitute, Open Approach--	
03UH0KZ		Supplement Right Common Carotid Artery with Nonautologous Tissue Substitute, Open Approach--	
03UH37Z		Supplement Right Common Carotid Artery with Autologous Tissue Substitute, Percutaneous Approach--	
03UH3JZ		Supplement Right Common Carotid Artery with Synthetic Substitute, Percutaneous Approach--	
03UH3KZ		Supplement Right Common Carotid Artery with Nonautologous Tissue Substitute, Percutaneous Approach--	
03UH47Z		Supplement Right Common Carotid Artery with Autologous Tissue Substitute, Percutaneous Endoscopic Approach--	
03UH4JZ		Supplement Right Common Carotid Artery with Synthetic Substitute, Percutaneous Endoscopic Approach--	
03UH4KZ		Supplement Right Common Carotid Artery with Nonautologous Tissue Substitute, Percutaneous Endoscopic Approach--	
03UJ07Z		Supplement Left Common Carotid Artery with Autologous Tissue Substitute, Open Approach--	
03UJ0JZ		Supplement Left Common Carotid Artery with Synthetic Substitute, Open Approach--	
03UJ0KZ		Supplement Left Common Carotid Artery with Nonautologous Tissue Substitute, Open Approach--	
03UJ37Z		Supplement Left Common Carotid Artery with Autologous Tissue Substitute, Percutaneous Approach--	
03UJ3JZ		Supplement Left Common Carotid Artery with Synthetic Substitute, Percutaneous Approach--	

Appendix A
Comorbid conditions

03UJ3KZ		Supplement Left Common Carotid Artery with Nonautologous Tissue Substitute, Percutaneous Approach--	
03UJ47Z		Supplement Left Common Carotid Artery with Autologous Tissue Substitute, Percutaneous Endoscopic Approach--	
03UJ4JZ		Supplement Left Common Carotid Artery with Synthetic Substitute, Percutaneous Endoscopic Approach--	
03UJ4KZ		Supplement Left Common Carotid Artery with Nonautologous Tissue Substitute, Percutaneous Endoscopic Approach--	
03UK07Z		Supplement Right Internal Carotid Artery with Autologous Tissue Substitute, Open Approach--	
03UK0JZ		Supplement Right Internal Carotid Artery with Synthetic Substitute, Open Approach--	
03UK0KZ		Supplement Right Internal Carotid Artery with Nonautologous Tissue Substitute, Open Approach--	
03UK37Z		Supplement Right Internal Carotid Artery with Autologous Tissue Substitute, Percutaneous Approach--	
03UK3JZ		Supplement Right Internal Carotid Artery with Synthetic Substitute, Percutaneous Approach--	
03UK3KZ		Supplement Right Internal Carotid Artery with Nonautologous Tissue Substitute, Percutaneous Approach--	
03UK47Z		Supplement Right Internal Carotid Artery with Autologous Tissue Substitute, Percutaneous Endoscopic Approach--	
03UK4JZ		Supplement Right Internal Carotid Artery with Synthetic Substitute, Percutaneous Endoscopic Approach--	
03UK4KZ		Supplement Right Internal Carotid Artery with Nonautologous Tissue Substitute, Percutaneous Endoscopic Approach--	
03UL07Z		Supplement Left Internal Carotid Artery with Autologous Tissue Substitute, Open Approach--	
03UL0JZ		Supplement Left Internal Carotid Artery with Synthetic Substitute, Open Approach--	
03UL0KZ		Supplement Left Internal Carotid Artery with Nonautologous Tissue Substitute, Open Approach--	
03UL37Z		Supplement Left Internal Carotid Artery with Autologous Tissue Substitute, Percutaneous Approach--	
03UL3JZ		Supplement Left Internal Carotid Artery with Synthetic Substitute, Percutaneous Approach--	
03UL3KZ		Supplement Left Internal Carotid Artery with Nonautologous Tissue Substitute, Percutaneous Approach--	
03UL47Z		Supplement Left Internal Carotid Artery with Autologous Tissue Substitute, Percutaneous Endoscopic Approach--	
03UL4JZ		Supplement Left Internal Carotid Artery with Synthetic Substitute, Percutaneous Endoscopic Approach--	
03UL4KZ		Supplement Left Internal Carotid Artery with Nonautologous Tissue Substitute, Percutaneous Endoscopic Approach--	
03UM07Z		Supplement Right External Carotid Artery with Autologous Tissue Substitute, Open Approach--	
03UM0JZ		Supplement Right External Carotid Artery with Synthetic Substitute, Open Approach--	
03UM0KZ		Supplement Right External Carotid Artery with Nonautologous Tissue Substitute, Open Approach--	
03UM37Z		Supplement Right External Carotid Artery with Autologous Tissue Substitute, Percutaneous Approach--	
03UM3JZ		Supplement Right External Carotid Artery with Synthetic Substitute, Percutaneous Approach--	
03UM3KZ		Supplement Right External Carotid Artery with Nonautologous Tissue Substitute, Percutaneous Approach--	

Appendix A
Comorbid conditions

03UM47Z		Supplement Right External Carotid Artery with Autologous Tissue Substitute, Percutaneous Endoscopic Approach--	
03UM4JZ		Supplement Right External Carotid Artery with Synthetic Substitute, Percutaneous Endoscopic Approach--	
03UM4KZ		Supplement Right External Carotid Artery with Nonautologous Tissue Substitute, Percutaneous Endoscopic Approach--	
03UN07Z		Supplement Left External Carotid Artery with Autologous Tissue Substitute, Open Approach--	
03UN0JZ		Supplement Left External Carotid Artery with Synthetic Substitute, Open Approach--	
03UN0KZ		Supplement Left External Carotid Artery with Nonautologous Tissue Substitute, Open Approach--	
03UN37Z		Supplement Left External Carotid Artery with Autologous Tissue Substitute, Percutaneous Approach--	
03UN3JZ		Supplement Left External Carotid Artery with Synthetic Substitute, Percutaneous Approach--	
03UN3KZ		Supplement Left External Carotid Artery with Nonautologous Tissue Substitute, Percutaneous Approach--	
03UN47Z		Supplement Left External Carotid Artery with Autologous Tissue Substitute, Percutaneous Endoscopic Approach--	
03UN4JZ		Supplement Left External Carotid Artery with Synthetic Substitute, Percutaneous Endoscopic Approach--	
03UN4KZ		Supplement Left External Carotid Artery with Nonautologous Tissue Substitute, Percutaneous Endoscopic Approach--	
03UP07Z		Supplement Right Vertebral Artery with Autologous Tissue Substitute, Open Approach--	
03UP0JZ		Supplement Right Vertebral Artery with Synthetic Substitute, Open Approach--	
03UP0KZ		Supplement Right Vertebral Artery with Nonautologous Tissue Substitute, Open Approach--	
03UP37Z		Supplement Right Vertebral Artery with Autologous Tissue Substitute, Percutaneous Approach--	
03UP3JZ		Supplement Right Vertebral Artery with Synthetic Substitute, Percutaneous Approach--	
03UP3KZ		Supplement Right Vertebral Artery with Nonautologous Tissue Substitute, Percutaneous Approach--	
03UP47Z		Supplement Right Vertebral Artery with Autologous Tissue Substitute, Percutaneous Endoscopic Approach--	
03UP4JZ		Supplement Right Vertebral Artery with Synthetic Substitute, Percutaneous Endoscopic Approach--	
03UP4KZ		Supplement Right Vertebral Artery with Nonautologous Tissue Substitute, Percutaneous Endoscopic Approach--	
03UQ07Z		Supplement Left Vertebral Artery with Autologous Tissue Substitute, Open Approach--	
03UQ0JZ		Supplement Left Vertebral Artery with Synthetic Substitute, Open Approach--	
03UQ0KZ		Supplement Left Vertebral Artery with Nonautologous Tissue Substitute, Open Approach--	
03UQ37Z		Supplement Left Vertebral Artery with Autologous Tissue Substitute, Percutaneous Approach--	
03UQ3JZ		Supplement Left Vertebral Artery with Synthetic Substitute, Percutaneous Approach--	
03UQ3KZ		Supplement Left Vertebral Artery with Nonautologous Tissue Substitute, Percutaneous Approach--	
03UQ47Z		Supplement Left Vertebral Artery with Autologous Tissue Substitute, Percutaneous Endoscopic Approach--	

Appendix A
Comorbid conditions

03UQ4JZ		Supplement Left Vertebral Artery with Synthetic Substitute, Percutaneous Endoscopic Approach--	
03UQ4KZ		Supplement Left Vertebral Artery with Nonautologous Tissue Substitute, Percutaneous Endoscopic Approach--	
03UR07Z		Supplement Face Artery with Autologous Tissue Substitute, Open Approach--	
03UR0JZ		Supplement Face Artery with Synthetic Substitute, Open Approach--	
03UR0KZ		Supplement Face Artery with Nonautologous Tissue Substitute, Open Approach--	
03UR37Z		Supplement Face Artery with Autologous Tissue Substitute, Percutaneous Approach--	
03UR3JZ		Supplement Face Artery with Synthetic Substitute, Percutaneous Approach--	
03UR3KZ		Supplement Face Artery with Nonautologous Tissue Substitute, Percutaneous Approach--	
03UR47Z		Supplement Face Artery with Autologous Tissue Substitute, Percutaneous Endoscopic Approach--	
03UR4JZ		Supplement Face Artery with Synthetic Substitute, Percutaneous Endoscopic Approach--	
03UR4KZ		Supplement Face Artery with Nonautologous Tissue Substitute, Percutaneous Endoscopic Approach--	
03US07Z		Supplement Right Temporal Artery with Autologous Tissue Substitute, Open Approach--	
03US0JZ		Supplement Right Temporal Artery with Synthetic Substitute, Open Approach--	
03US0KZ		Supplement Right Temporal Artery with Nonautologous Tissue Substitute, Open Approach--	
03US37Z		Supplement Right Temporal Artery with Autologous Tissue Substitute, Percutaneous Approach--	
03US3JZ		Supplement Right Temporal Artery with Synthetic Substitute, Percutaneous Approach--	
03US3KZ		Supplement Right Temporal Artery with Nonautologous Tissue Substitute, Percutaneous Approach--	
03US47Z		Supplement Right Temporal Artery with Autologous Tissue Substitute, Percutaneous Endoscopic Approach--	
03US4JZ		Supplement Right Temporal Artery with Synthetic Substitute, Percutaneous Endoscopic Approach--	
03US4KZ		Supplement Right Temporal Artery with Nonautologous Tissue Substitute, Percutaneous Endoscopic Approach--	
03UT07Z		Supplement Left Temporal Artery with Autologous Tissue Substitute, Open Approach--	
03UT0JZ		Supplement Left Temporal Artery with Synthetic Substitute, Open Approach--	
03UT0KZ		Supplement Left Temporal Artery with Nonautologous Tissue Substitute, Open Approach--	
03UT37Z		Supplement Left Temporal Artery with Autologous Tissue Substitute, Percutaneous Approach--	
03UT3JZ		Supplement Left Temporal Artery with Synthetic Substitute, Percutaneous Approach--	
03UT3KZ		Supplement Left Temporal Artery with Nonautologous Tissue Substitute, Percutaneous Approach--	
03UT47Z		Supplement Left Temporal Artery with Autologous Tissue Substitute, Percutaneous Endoscopic Approach--	
03UT4JZ		Supplement Left Temporal Artery with Synthetic Substitute, Percutaneous Endoscopic Approach--	
03UT4KZ		Supplement Left Temporal Artery with Nonautologous Tissue Substitute, Percutaneous Endoscopic Approach--	

Appendix A
Comorbid conditions

03UU07Z		Supplement Right Thyroid Artery with Autologous Tissue Substitute, Open Approach--	
03UU0JZ		Supplement Right Thyroid Artery with Synthetic Substitute, Open Approach--	
03UU0KZ		Supplement Right Thyroid Artery with Nonautologous Tissue Substitute, Open Approach--	
03UU37Z		Supplement Right Thyroid Artery with Autologous Tissue Substitute, Percutaneous Approach--	
03UU3JZ		Supplement Right Thyroid Artery with Synthetic Substitute, Percutaneous Approach--	
03UU3KZ		Supplement Right Thyroid Artery with Nonautologous Tissue Substitute, Percutaneous Approach--	
03UU47Z		Supplement Right Thyroid Artery with Autologous Tissue Substitute, Percutaneous Endoscopic Approach--	
03UU4JZ		Supplement Right Thyroid Artery with Synthetic Substitute, Percutaneous Endoscopic Approach--	
03UU4KZ		Supplement Right Thyroid Artery with Nonautologous Tissue Substitute, Percutaneous Endoscopic Approach--	
03UV07Z		Supplement Left Thyroid Artery with Autologous Tissue Substitute, Open Approach--	
03UV0JZ		Supplement Left Thyroid Artery with Synthetic Substitute, Open Approach--	
03UV0KZ		Supplement Left Thyroid Artery with Nonautologous Tissue Substitute, Open Approach--	
03UV37Z		Supplement Left Thyroid Artery with Autologous Tissue Substitute, Percutaneous Approach--	
03UV3JZ		Supplement Left Thyroid Artery with Synthetic Substitute, Percutaneous Approach--	
03UV3KZ		Supplement Left Thyroid Artery with Nonautologous Tissue Substitute, Percutaneous Approach--	
03UV47Z		Supplement Left Thyroid Artery with Autologous Tissue Substitute, Percutaneous Endoscopic Approach--	
03UV4JZ		Supplement Left Thyroid Artery with Synthetic Substitute, Percutaneous Endoscopic Approach--	
03UV4KZ		Supplement Left Thyroid Artery with Nonautologous Tissue Substitute, Percutaneous Endoscopic Approach--	
03UY07Z		Supplement Upper Artery with Autologous Tissue Substitute, Open Approach--	
03UY0JZ		Supplement Upper Artery with Synthetic Substitute, Open Approach--	
03UY0KZ		Supplement Upper Artery with Nonautologous Tissue Substitute, Open Approach--	
03UY37Z		Supplement Upper Artery with Autologous Tissue Substitute, Percutaneous Approach--	
03UY3JZ		Supplement Upper Artery with Synthetic Substitute, Percutaneous Approach--	
03UY3KZ		Supplement Upper Artery with Nonautologous Tissue Substitute, Percutaneous Approach--	
03UY47Z		Supplement Upper Artery with Autologous Tissue Substitute, Percutaneous Endoscopic Approach--	
03UY4JZ		Supplement Upper Artery with Synthetic Substitute, Percutaneous Endoscopic Approach--	
03UY4KZ		Supplement Upper Artery with Nonautologous Tissue Substitute, Percutaneous Endoscopic Approach--	
03V00CZ		Restriction of Right Internal Mammary Artery with Extraluminal Device, Open Approach--	
03V00ZZ		Restriction of Right Internal Mammary Artery, Open Approach--	

Appendix A
Comorbid conditions

03V03CZ		Restriction of Right Internal Mammary Artery with Extraluminal Device, Percutaneous Approach--	
03V04CZ		Restriction of Right Internal Mammary Artery with Extraluminal Device, Percutaneous Endoscopic Approach--	
03V04ZZ		Restriction of Right Internal Mammary Artery, Percutaneous Endoscopic Approach--	
03V10CZ		Restriction of Left Internal Mammary Artery with Extraluminal Device, Open Approach--	
03V10ZZ		Restriction of Left Internal Mammary Artery, Open Approach--	
03V13CZ		Restriction of Left Internal Mammary Artery with Extraluminal Device, Percutaneous Approach--	
03V14CZ		Restriction of Left Internal Mammary Artery with Extraluminal Device, Percutaneous Endoscopic Approach--	
03V14ZZ		Restriction of Left Internal Mammary Artery, Percutaneous Endoscopic Approach--	
03V20CZ		Restriction of Innominate Artery with Extraluminal Device, Open Approach--	
03V20ZZ		Restriction of Innominate Artery, Open Approach--	
03V23CZ		Restriction of Innominate Artery with Extraluminal Device, Percutaneous Approach--	
03V24CZ		Restriction of Innominate Artery with Extraluminal Device, Percutaneous Endoscopic Approach--	
03V24ZZ		Restriction of Innominate Artery, Percutaneous Endoscopic Approach--	
03V30CZ		Restriction of Right Subclavian Artery with Extraluminal Device, Open Approach--	
03V30ZZ		Restriction of Right Subclavian Artery, Open Approach--	
03V33CZ		Restriction of Right Subclavian Artery with Extraluminal Device, Percutaneous Approach--	
03V34CZ		Restriction of Right Subclavian Artery with Extraluminal Device, Percutaneous Endoscopic Approach--	
03V34ZZ		Restriction of Right Subclavian Artery, Percutaneous Endoscopic Approach--	
03V40CZ		Restriction of Left Subclavian Artery with Extraluminal Device, Open Approach--	
03V40ZZ		Restriction of Left Subclavian Artery, Open Approach--	
03V43CZ		Restriction of Left Subclavian Artery with Extraluminal Device, Percutaneous Approach--	
03V44CZ		Restriction of Left Subclavian Artery with Extraluminal Device, Percutaneous Endoscopic Approach--	
03V44ZZ		Restriction of Left Subclavian Artery, Percutaneous Endoscopic Approach--	
03V50CZ		Restriction of Right Axillary Artery with Extraluminal Device, Open Approach--	
03V50ZZ		Restriction of Right Axillary Artery, Open Approach--	
03V53CZ		Restriction of Right Axillary Artery with Extraluminal Device, Percutaneous Approach--	
03V54CZ		Restriction of Right Axillary Artery with Extraluminal Device, Percutaneous Endoscopic Approach--	
03V54ZZ		Restriction of Right Axillary Artery, Percutaneous Endoscopic Approach--	
03V60CZ		Restriction of Left Axillary Artery with Extraluminal Device, Open Approach--	
03V60ZZ		Restriction of Left Axillary Artery, Open Approach--	
03V63CZ		Restriction of Left Axillary Artery with Extraluminal Device, Percutaneous Approach--	

Appendix A
Comorbid conditions

03V64CZ	Restriction of Left Axillary Artery with Extraluminal Device, Percutaneous Endoscopic Approach--	
03V64ZZ	Restriction of Left Axillary Artery, Percutaneous Endoscopic Approach--	
03V70CZ	Restriction of Right Brachial Artery with Extraluminal Device, Open Approach--	
03V70ZZ	Restriction of Right Brachial Artery, Open Approach--	
03V73CZ	Restriction of Right Brachial Artery with Extraluminal Device, Percutaneous Approach--	
03V74CZ	Restriction of Right Brachial Artery with Extraluminal Device, Percutaneous Endoscopic Approach--	
03V74ZZ	Restriction of Right Brachial Artery, Percutaneous Endoscopic Approach--	
03V80CZ	Restriction of Left Brachial Artery with Extraluminal Device, Open Approach--	
03V80ZZ	Restriction of Left Brachial Artery, Open Approach--	
03V83CZ	Restriction of Left Brachial Artery with Extraluminal Device, Percutaneous Approach--	
03V84CZ	Restriction of Left Brachial Artery with Extraluminal Device, Percutaneous Endoscopic Approach--	
03V84ZZ	Restriction of Left Brachial Artery, Percutaneous Endoscopic Approach--	
03V90CZ	Restriction of Right Ulnar Artery with Extraluminal Device, Open Approach--	
03V90ZZ	Restriction of Right Ulnar Artery, Open Approach--	
03V93CZ	Restriction of Right Ulnar Artery with Extraluminal Device, Percutaneous Approach--	
03V94CZ	Restriction of Right Ulnar Artery with Extraluminal Device, Percutaneous Endoscopic Approach--	
03V94ZZ	Restriction of Right Ulnar Artery, Percutaneous Endoscopic Approach--	
03VA0CZ	Restriction of Left Ulnar Artery with Extraluminal Device, Open Approach--	
03VA0ZZ	Restriction of Left Ulnar Artery, Open Approach--	
03VA3CZ	Restriction of Left Ulnar Artery with Extraluminal Device, Percutaneous Approach--	
03VA4CZ	Restriction of Left Ulnar Artery with Extraluminal Device, Percutaneous Endoscopic Approach--	
03VA4ZZ	Restriction of Left Ulnar Artery, Percutaneous Endoscopic Approach--	
03VB0CZ	Restriction of Right Radial Artery with Extraluminal Device, Open Approach--	
03VB0ZZ	Restriction of Right Radial Artery, Open Approach--	
03VB3CZ	Restriction of Right Radial Artery with Extraluminal Device, Percutaneous Approach--	
03VB4CZ	Restriction of Right Radial Artery with Extraluminal Device, Percutaneous Endoscopic Approach--	
03VB4ZZ	Restriction of Right Radial Artery, Percutaneous Endoscopic Approach--	
03VC0CZ	Restriction of Left Radial Artery with Extraluminal Device, Open Approach--	
03VC0ZZ	Restriction of Left Radial Artery, Open Approach--	
03VC3CZ	Restriction of Left Radial Artery with Extraluminal Device, Percutaneous Approach--	
03VC4CZ	Restriction of Left Radial Artery with Extraluminal Device, Percutaneous Endoscopic Approach--	
03VC4ZZ	Restriction of Left Radial Artery, Percutaneous Endoscopic Approach--	

Appendix A
Comorbid conditions

03VD0CZ		Restriction of Right Hand Artery with Extraluminal Device, Open Approach--	
03VD0ZZ		Restriction of Right Hand Artery, Open Approach--	
03VD3CZ		Restriction of Right Hand Artery with Extraluminal Device, Percutaneous Approach--	
03VD4CZ		Restriction of Right Hand Artery with Extraluminal Device, Percutaneous Endoscopic Approach--	
03VD4ZZ		Restriction of Right Hand Artery, Percutaneous Endoscopic Approach--	
03VF0CZ		Restriction of Left Hand Artery with Extraluminal Device, Open Approach--	
03VF0ZZ		Restriction of Left Hand Artery, Open Approach--	
03VF3CZ		Restriction of Left Hand Artery with Extraluminal Device, Percutaneous Approach--	
03VF4CZ		Restriction of Left Hand Artery with Extraluminal Device, Percutaneous Endoscopic Approach--	
03VF4ZZ		Restriction of Left Hand Artery, Percutaneous Endoscopic Approach--	
03VG0CZ		Restriction of Intracranial Artery with Extraluminal Device, Open Approach--	
03VG0ZZ		Restriction of Intracranial Artery, Open Approach--	
03VG3CZ		Restriction of Intracranial Artery with Extraluminal Device, Percutaneous Approach--	
03VG4CZ		Restriction of Intracranial Artery with Extraluminal Device, Percutaneous Endoscopic Approach--	
03VG4ZZ		Restriction of Intracranial Artery, Percutaneous Endoscopic Approach--	
03VH0CZ		Restriction of Right Common Carotid Artery with Extraluminal Device, Open Approach--	
03VH0ZZ		Restriction of Right Common Carotid Artery, Open Approach--	
03VH3CZ		Restriction of Right Common Carotid Artery with Extraluminal Device, Percutaneous Approach--	
03VH4CZ		Restriction of Right Common Carotid Artery with Extraluminal Device, Percutaneous Endoscopic Approach--	
03VH4ZZ		Restriction of Right Common Carotid Artery, Percutaneous Endoscopic Approach--	
03VJ0CZ		Restriction of Left Common Carotid Artery with Extraluminal Device, Open Approach--	
03VJ0ZZ		Restriction of Left Common Carotid Artery, Open Approach--	
03VJ3CZ		Restriction of Left Common Carotid Artery with Extraluminal Device, Percutaneous Approach--	
03VJ4CZ		Restriction of Left Common Carotid Artery with Extraluminal Device, Percutaneous Endoscopic Approach--	
03VJ4ZZ		Restriction of Left Common Carotid Artery, Percutaneous Endoscopic Approach--	
03VK0CZ		Restriction of Right Internal Carotid Artery with Extraluminal Device, Open Approach--	
03VK0ZZ		Restriction of Right Internal Carotid Artery, Open Approach--	
03VK3CZ		Restriction of Right Internal Carotid Artery with Extraluminal Device, Percutaneous Approach--	
03VK4CZ		Restriction of Right Internal Carotid Artery with Extraluminal Device, Percutaneous Endoscopic Approach--	
03VK4ZZ		Restriction of Right Internal Carotid Artery, Percutaneous Endoscopic Approach--	

Appendix A
Comorbid conditions

03VL0CZ		Restriction of Left Internal Carotid Artery with Extraluminal Device, Open Approach--	
03VL0ZZ		Restriction of Left Internal Carotid Artery, Open Approach--	
03VL3CZ		Restriction of Left Internal Carotid Artery with Extraluminal Device, Percutaneous Approach--	
03VL4CZ		Restriction of Left Internal Carotid Artery with Extraluminal Device, Percutaneous Endoscopic Approach--	
03VL4ZZ		Restriction of Left Internal Carotid Artery, Percutaneous Endoscopic Approach--	
03VM0CZ		Restriction of Right External Carotid Artery with Extraluminal Device, Open Approach--	
03VM0ZZ		Restriction of Right External Carotid Artery, Open Approach--	
03VM3CZ		Restriction of Right External Carotid Artery with Extraluminal Device, Percutaneous Approach--	
03VM4CZ		Restriction of Right External Carotid Artery with Extraluminal Device, Percutaneous Endoscopic Approach--	
03VM4ZZ		Restriction of Right External Carotid Artery, Percutaneous Endoscopic Approach--	
03VN0CZ		Restriction of Left External Carotid Artery with Extraluminal Device, Open Approach--	
03VN0ZZ		Restriction of Left External Carotid Artery, Open Approach--	
03VN3CZ		Restriction of Left External Carotid Artery with Extraluminal Device, Percutaneous Approach--	
03VN4CZ		Restriction of Left External Carotid Artery with Extraluminal Device, Percutaneous Endoscopic Approach--	
03VN4ZZ		Restriction of Left External Carotid Artery, Percutaneous Endoscopic Approach--	
03VP0CZ		Restriction of Right Vertebral Artery with Extraluminal Device, Open Approach--	
03VP0ZZ		Restriction of Right Vertebral Artery, Open Approach--	
03VP3CZ		Restriction of Right Vertebral Artery with Extraluminal Device, Percutaneous Approach--	
03VP4CZ		Restriction of Right Vertebral Artery with Extraluminal Device, Percutaneous Endoscopic Approach--	
03VP4ZZ		Restriction of Right Vertebral Artery, Percutaneous Endoscopic Approach--	
03VQ0CZ		Restriction of Left Vertebral Artery with Extraluminal Device, Open Approach--	
03VQ0ZZ		Restriction of Left Vertebral Artery, Open Approach--	
03VQ3CZ		Restriction of Left Vertebral Artery with Extraluminal Device, Percutaneous Approach--	
03VQ4CZ		Restriction of Left Vertebral Artery with Extraluminal Device, Percutaneous Endoscopic Approach--	
03VQ4ZZ		Restriction of Left Vertebral Artery, Percutaneous Endoscopic Approach--	
03VR0CZ		Restriction of Face Artery with Extraluminal Device, Open Approach--	
03VR0ZZ		Restriction of Face Artery, Open Approach--	
03VR3CZ		Restriction of Face Artery with Extraluminal Device, Percutaneous Approach--	
03VR4CZ		Restriction of Face Artery with Extraluminal Device, Percutaneous Endoscopic Approach--	
03VR4ZZ		Restriction of Face Artery, Percutaneous Endoscopic Approach--	
03VS0CZ		Restriction of Right Temporal Artery with Extraluminal Device, Open Approach--	
03VS0ZZ		Restriction of Right Temporal Artery, Open Approach--	

Appendix A
Comorbid conditions

03VS3CZ		Restriction of Right Temporal Artery with Extraluminal Device, Percutaneous Approach--	
03VS4CZ		Restriction of Right Temporal Artery with Extraluminal Device, Percutaneous Endoscopic Approach--	
03VS4ZZ		Restriction of Right Temporal Artery, Percutaneous Endoscopic Approach--	
03VT0CZ		Restriction of Left Temporal Artery with Extraluminal Device, Open Approach--	
03VT0ZZ		Restriction of Left Temporal Artery, Open Approach--	
03VT3CZ		Restriction of Left Temporal Artery with Extraluminal Device, Percutaneous Approach--	
03VT4CZ		Restriction of Left Temporal Artery with Extraluminal Device, Percutaneous Endoscopic Approach--	
03VT4ZZ		Restriction of Left Temporal Artery, Percutaneous Endoscopic Approach--	
03VU0CZ		Restriction of Right Thyroid Artery with Extraluminal Device, Open Approach--	
03VU0ZZ		Restriction of Right Thyroid Artery, Open Approach--	
03VU3CZ		Restriction of Right Thyroid Artery with Extraluminal Device, Percutaneous Approach--	
03VU4CZ		Restriction of Right Thyroid Artery with Extraluminal Device, Percutaneous Endoscopic Approach--	
03VU4ZZ		Restriction of Right Thyroid Artery, Percutaneous Endoscopic Approach--	
03VV0CZ		Restriction of Left Thyroid Artery with Extraluminal Device, Open Approach--	
03VV0ZZ		Restriction of Left Thyroid Artery, Open Approach--	
03VV3CZ		Restriction of Left Thyroid Artery with Extraluminal Device, Percutaneous Approach--	
03VV4CZ		Restriction of Left Thyroid Artery with Extraluminal Device, Percutaneous Endoscopic Approach--	
03VV4ZZ		Restriction of Left Thyroid Artery, Percutaneous Endoscopic Approach--	
03VY0CZ		Restriction of Upper Artery with Extraluminal Device, Open Approach--	
03VY0ZZ		Restriction of Upper Artery, Open Approach--	
03VY3CZ		Restriction of Upper Artery with Extraluminal Device, Percutaneous Approach--	
03VY4CZ		Restriction of Upper Artery with Extraluminal Device, Percutaneous Endoscopic Approach--	
03VY4ZZ		Restriction of Upper Artery, Percutaneous Endoscopic Approach--	
03WY0JZ		Revision of Synthetic Substitute in Upper Artery, Open Approach--	
03WY3JZ		Revision of Synthetic Substitute in Upper Artery, Percutaneous Approach--	
03WY4JZ		Revision of Synthetic Substitute in Upper Artery, Percutaneous Endoscopic Approach--	
03WYXJZ		Revision of Synthetic Substitute in Upper Artery, External Approach--	
041009B		Bypass Abdominal Aorta to Left Internal Iliac Artery with Autologous Venous Tissue, Open Approach--	
041009C		Bypass Abdominal Aorta to Bilateral Internal Iliac Arteries with Autologous Venous Tissue, Open Approach--	
041009D		Bypass Abdominal Aorta to Right External Iliac Artery with Autologous Venous Tissue, Open Approach--	
041009F		Bypass Abdominal Aorta to Left External Iliac Artery with Autologous Venous Tissue, Open Approach--	

Appendix A
Comorbid conditions

041009G		Bypass Abdominal Aorta to Bilateral External Iliac Arteries with Autologous Venous Tissue, Open Approach--	
041009H		Bypass Abdominal Aorta to Right Femoral Artery with Autologous Venous Tissue, Open Approach--	
041009J		Bypass Abdominal Aorta to Left Femoral Artery with Autologous Venous Tissue, Open Approach--	
041009K		Bypass Abdominal Aorta to Bilateral Femoral Arteries with Autologous Venous Tissue, Open Approach--	
041009Q		Bypass Abdominal Aorta to Lower Extremity Artery with Autologous Venous Tissue, Open Approach--	
041009R		Bypass Abdominal Aorta to Lower Artery with Autologous Venous Tissue, Open Approach--	
04100A6		Bypass Abdominal Aorta to Right Common Iliac Artery with Autologous Arterial Tissue, Open Approach--	
04100A7		Bypass Abdominal Aorta to Left Common Iliac Artery with Autologous Arterial Tissue, Open Approach--	
04100A8		Bypass Abdominal Aorta to Bilateral Common Iliac Arteries with Autologous Arterial Tissue, Open Approach--	
04100A9		Bypass Abdominal Aorta to Right Internal Iliac Artery with Autologous Arterial Tissue, Open Approach--	
04100AB		Bypass Abdominal Aorta to Left Internal Iliac Artery with Autologous Arterial Tissue, Open Approach--	
04100AC		Bypass Abdominal Aorta to Bilateral Internal Iliac Arteries with Autologous Arterial Tissue, Open Approach--	
04100AD		Bypass Abdominal Aorta to Right External Iliac Artery with Autologous Arterial Tissue, Open Approach--	
04100AF		Bypass Abdominal Aorta to Left External Iliac Artery with Autologous Arterial Tissue, Open Approach--	
04100AG		Bypass Abdominal Aorta to Bilateral External Iliac Arteries with Autologous Arterial Tissue, Open Approach--	
04100AH		Bypass Abdominal Aorta to Right Femoral Artery with Autologous Arterial Tissue, Open Approach--	
04100AJ		Bypass Abdominal Aorta to Left Femoral Artery with Autologous Arterial Tissue, Open Approach--	
04100AK		Bypass Abdominal Aorta to Bilateral Femoral Arteries with Autologous Arterial Tissue, Open Approach--	
04100AQ		Bypass Abdominal Aorta to Lower Extremity Artery with Autologous Arterial Tissue, Open Approach--	
04100AR		Bypass Abdominal Aorta to Lower Artery with Autologous Arterial Tissue, Open Approach--	
04100J6		Bypass Abdominal Aorta to Right Common Iliac Artery with Synthetic Substitute, Open Approach--	
04100J7		Bypass Abdominal Aorta to Left Common Iliac Artery with Synthetic Substitute, Open Approach--	
04100J8		Bypass Abdominal Aorta to Bilateral Common Iliac Arteries with Synthetic Substitute, Open Approach--	
04100J9		Bypass Abdominal Aorta to Right Internal Iliac Artery with Synthetic Substitute, Open Approach--	
04100JB		Bypass Abdominal Aorta to Left Internal Iliac Artery with Synthetic Substitute, Open Approach--	
04100JC		Bypass Abdominal Aorta to Bilateral Internal Iliac Arteries with Synthetic Substitute, Open Approach--	
04100JD		Bypass Abdominal Aorta to Right External Iliac Artery with Synthetic Substitute, Open Approach--	
04100JF		Bypass Abdominal Aorta to Left External Iliac Artery with Synthetic Substitute, Open Approach--	
04100JG		Bypass Abdominal Aorta to Bilateral External Iliac Arteries with Synthetic Substitute, Open Approach--	

Appendix A
Comorbid conditions

04100JH		Bypass Abdominal Aorta to Right Femoral Artery with Synthetic Substitute, Open Approach--	
04100JJ		Bypass Abdominal Aorta to Left Femoral Artery with Synthetic Substitute, Open Approach--	
04100JK		Bypass Abdominal Aorta to Bilateral Femoral Arteries with Synthetic Substitute, Open Approach--	
04100JQ		Bypass Abdominal Aorta to Lower Extremity Artery with Synthetic Substitute, Open Approach--	
04100JR		Bypass Abdominal Aorta to Lower Artery with Synthetic Substitute, Open Approach--	
04100K6		Bypass Abdominal Aorta to Right Common Iliac Artery with Nonautologous Tissue Substitute, Open Approach--	
04100K7		Bypass Abdominal Aorta to Left Common Iliac Artery with Nonautologous Tissue Substitute, Open Approach--	
04100K8		Bypass Abdominal Aorta to Bilateral Common Iliac Arteries with Nonautologous Tissue Substitute, Open Approach--	
04100K9		Bypass Abdominal Aorta to Right Internal Iliac Artery with Nonautologous Tissue Substitute, Open Approach--	
04100KB		Bypass Abdominal Aorta to Left Internal Iliac Artery with Nonautologous Tissue Substitute, Open Approach--	
04100KC		Bypass Abdominal Aorta to Bilateral Internal Iliac Arteries with Nonautologous Tissue Substitute, Open Approach--	
04100KD		Bypass Abdominal Aorta to Right External Iliac Artery with Nonautologous Tissue Substitute, Open Approach--	
04100KF		Bypass Abdominal Aorta to Left External Iliac Artery with Nonautologous Tissue Substitute, Open Approach--	
04100KG		Bypass Abdominal Aorta to Bilateral External Iliac Arteries with Nonautologous Tissue Substitute, Open Approach--	
04100KH		Bypass Abdominal Aorta to Right Femoral Artery with Nonautologous Tissue Substitute, Open Approach--	
04100KJ		Bypass Abdominal Aorta to Left Femoral Artery with Nonautologous Tissue Substitute, Open Approach--	
04100KK		Bypass Abdominal Aorta to Bilateral Femoral Arteries with Nonautologous Tissue Substitute, Open Approach--	
04100KQ		Bypass Abdominal Aorta to Lower Extremity Artery with Nonautologous Tissue Substitute, Open Approach--	
04100KR		Bypass Abdominal Aorta to Lower Artery with Nonautologous Tissue Substitute, Open Approach--	
04100Z6		Bypass Abdominal Aorta to Right Common Iliac Artery, Open Approach--	
04100Z7		Bypass Abdominal Aorta to Left Common Iliac Artery, Open Approach--	
04100Z8		Bypass Abdominal Aorta to Bilateral Common Iliac Arteries, Open Approach--	
04100Z9		Bypass Abdominal Aorta to Right Internal Iliac Artery, Open Approach--	
04100ZB		Bypass Abdominal Aorta to Left Internal Iliac Artery, Open Approach--	
04100ZC		Bypass Abdominal Aorta to Bilateral Internal Iliac Arteries, Open Approach--	
04100ZD		Bypass Abdominal Aorta to Right External Iliac Artery, Open Approach--	
04100ZF		Bypass Abdominal Aorta to Left External Iliac Artery, Open Approach--	
04100ZG		Bypass Abdominal Aorta to Bilateral External Iliac Arteries, Open Approach--	
04100ZH		Bypass Abdominal Aorta to Right Femoral Artery, Open Approach--	

Appendix A
Comorbid conditions

04100ZJ		Bypass Abdominal Aorta to Left Femoral Artery, Open Approach–	
04100ZK		Bypass Abdominal Aorta to Bilateral Femoral Arteries, Open Approach–	
04100ZQ		Bypass Abdominal Aorta to Lower Extremity Artery, Open Approach–	
04100ZR		Bypass Abdominal Aorta to Lower Artery, Open Approach–	
041049B		Bypass Abdominal Aorta to Left Internal Iliac Artery with Autologous Venous Tissue, Percutaneous Endoscopic Approach–	
041049C		Bypass Abdominal Aorta to Bilateral Internal Iliac Arteries with Autologous Venous Tissue, Percutaneous Endoscopic Approach–	
041049D		Bypass Abdominal Aorta to Right External Iliac Artery with Autologous Venous Tissue, Percutaneous Endoscopic Approach–	
041049F		Bypass Abdominal Aorta to Left External Iliac Artery with Autologous Venous Tissue, Percutaneous Endoscopic Approach–	
041049G		Bypass Abdominal Aorta to Bilateral External Iliac Arteries with Autologous Venous Tissue, Percutaneous Endoscopic Approach–	
041049H		Bypass Abdominal Aorta to Right Femoral Artery with Autologous Venous Tissue, Percutaneous Endoscopic Approach–	
041049J		Bypass Abdominal Aorta to Left Femoral Artery with Autologous Venous Tissue, Percutaneous Endoscopic Approach–	
041049K		Bypass Abdominal Aorta to Bilateral Femoral Arteries with Autologous Venous Tissue, Percutaneous Endoscopic Approach–	
041049Q		Bypass Abdominal Aorta to Lower Extremity Artery with Autologous Venous Tissue, Percutaneous Endoscopic Approach–	
041049R		Bypass Abdominal Aorta to Lower Artery with Autologous Venous Tissue, Percutaneous Endoscopic Approach–	
04104A6		Bypass Abdominal Aorta to Right Common Iliac Artery with Autologous Arterial Tissue, Percutaneous Endoscopic Approach–	
04104A7		Bypass Abdominal Aorta to Left Common Iliac Artery with Autologous Arterial Tissue, Percutaneous Endoscopic Approach–	
04104A8		Bypass Abdominal Aorta to Bilateral Common Iliac Arteries with Autologous Arterial Tissue, Percutaneous Endoscopic Approach–	
04104A9		Bypass Abdominal Aorta to Right Internal Iliac Artery with Autologous Arterial Tissue, Percutaneous Endoscopic Approach–	
04104AB		Bypass Abdominal Aorta to Left Internal Iliac Artery with Autologous Arterial Tissue, Percutaneous Endoscopic Approach–	
04104AC		Bypass Abdominal Aorta to Bilateral Internal Iliac Arteries with Autologous Arterial Tissue, Percutaneous Endoscopic Approach–	
04104AD		Bypass Abdominal Aorta to Right External Iliac Artery with Autologous Arterial Tissue, Percutaneous Endoscopic Approach–	

Appendix A
Comorbid conditions

04104AF		Bypass Abdominal Aorta to Left External Iliac Artery with Autologous Arterial Tissue, Percutaneous Endoscopic Approach–	
04104AG		Bypass Abdominal Aorta to Bilateral External Iliac Arteries with Autologous Arterial Tissue, Percutaneous Endoscopic Approach–	
04104AH		Bypass Abdominal Aorta to Right Femoral Artery with Autologous Arterial Tissue, Percutaneous Endoscopic Approach–	
04104AJ		Bypass Abdominal Aorta to Left Femoral Artery with Autologous Arterial Tissue, Percutaneous Endoscopic Approach–	
04104AK		Bypass Abdominal Aorta to Bilateral Femoral Arteries with Autologous Arterial Tissue, Percutaneous Endoscopic Approach–	
04104AQ		Bypass Abdominal Aorta to Lower Extremity Artery with Autologous Arterial Tissue, Percutaneous Endoscopic Approach–	
04104AR		Bypass Abdominal Aorta to Lower Artery with Autologous Arterial Tissue, Percutaneous Endoscopic Approach–	
04104J6		Bypass Abdominal Aorta to Right Common Iliac Artery with Synthetic Substitute, Percutaneous Endoscopic Approach–	
04104J7		Bypass Abdominal Aorta to Left Common Iliac Artery with Synthetic Substitute, Percutaneous Endoscopic Approach–	
04104J8		Bypass Abdominal Aorta to Bilateral Common Iliac Arteries with Synthetic Substitute, Percutaneous Endoscopic Approach–	
04104J9		Bypass Abdominal Aorta to Right Internal Iliac Artery with Synthetic Substitute, Percutaneous Endoscopic Approach–	
04104JB		Bypass Abdominal Aorta to Left Internal Iliac Artery with Synthetic Substitute, Percutaneous Endoscopic Approach–	
04104JC		Bypass Abdominal Aorta to Bilateral Internal Iliac Arteries with Synthetic Substitute, Percutaneous Endoscopic Approach–	
04104JD		Bypass Abdominal Aorta to Right External Iliac Artery with Synthetic Substitute, Percutaneous Endoscopic Approach–	
04104JF		Bypass Abdominal Aorta to Left External Iliac Artery with Synthetic Substitute, Percutaneous Endoscopic Approach–	
04104JG		Bypass Abdominal Aorta to Bilateral External Iliac Arteries with Synthetic Substitute, Percutaneous Endoscopic Approach–	
04104JH		Bypass Abdominal Aorta to Right Femoral Artery with Synthetic Substitute, Percutaneous Endoscopic Approach–	
04104JJ		Bypass Abdominal Aorta to Left Femoral Artery with Synthetic Substitute, Percutaneous Endoscopic Approach–	
04104JK		Bypass Abdominal Aorta to Bilateral Femoral Arteries with Synthetic Substitute, Percutaneous Endoscopic Approach–	
04104JQ		Bypass Abdominal Aorta to Lower Extremity Artery with Synthetic Substitute, Percutaneous Endoscopic Approach–	
04104JR		Bypass Abdominal Aorta to Lower Artery with Synthetic Substitute, Percutaneous Endoscopic Approach–	
04104K6		Bypass Abdominal Aorta to Right Common Iliac Artery with Nonautologous Tissue Substitute, Percutaneous Endoscopic Approach–	
04104K7		Bypass Abdominal Aorta to Left Common Iliac Artery with Nonautologous Tissue Substitute, Percutaneous Endoscopic Approach–	

Appendix A
Comorbid conditions

04104K8		Bypass Abdominal Aorta to Bilateral Common Iliac Arteries with Nonautologous Tissue Substitute, Percutaneous Endoscopic Approach–	
04104K9		Bypass Abdominal Aorta to Right Internal Iliac Artery with Nonautologous Tissue Substitute, Percutaneous Endoscopic Approach–	
04104KB		Bypass Abdominal Aorta to Left Internal Iliac Artery with Nonautologous Tissue Substitute, Percutaneous Endoscopic Approach–	
04104KC		Bypass Abdominal Aorta to Bilateral Internal Iliac Arteries with Nonautologous Tissue Substitute, Percutaneous Endoscopic Approach–	
04104KD		Bypass Abdominal Aorta to Right External Iliac Artery with Nonautologous Tissue Substitute, Percutaneous Endoscopic Approach–	
04104KF		Bypass Abdominal Aorta to Left External Iliac Artery with Nonautologous Tissue Substitute, Percutaneous Endoscopic Approach–	
04104KG		Bypass Abdominal Aorta to Bilateral External Iliac Arteries with Nonautologous Tissue Substitute, Percutaneous Endoscopic Approach–	
04104KH		Bypass Abdominal Aorta to Right Femoral Artery with Nonautologous Tissue Substitute, Percutaneous Endoscopic Approach–	
04104KJ		Bypass Abdominal Aorta to Left Femoral Artery with Nonautologous Tissue Substitute, Percutaneous Endoscopic Approach–	
04104KK		Bypass Abdominal Aorta to Bilateral Femoral Arteries with Nonautologous Tissue Substitute, Percutaneous Endoscopic Approach–	
04104KQ		Bypass Abdominal Aorta to Lower Extremity Artery with Nonautologous Tissue Substitute, Percutaneous Endoscopic Approach–	
04104KR		Bypass Abdominal Aorta to Lower Artery with Nonautologous Tissue Substitute, Percutaneous Endoscopic Approach–	
04104Z6		Bypass Abdominal Aorta to Right Common Iliac Artery, Percutaneous Endoscopic Approach–	
04104Z7		Bypass Abdominal Aorta to Left Common Iliac Artery, Percutaneous Endoscopic Approach–	
04104Z8		Bypass Abdominal Aorta to Bilateral Common Iliac Arteries, Percutaneous Endoscopic Approach–	
04104Z9		Bypass Abdominal Aorta to Right Internal Iliac Artery, Percutaneous Endoscopic Approach–	
04104ZB		Bypass Abdominal Aorta to Left Internal Iliac Artery, Percutaneous Endoscopic Approach–	
04104ZC		Bypass Abdominal Aorta to Bilateral Internal Iliac Arteries, Percutaneous Endoscopic Approach–	
04104ZD		Bypass Abdominal Aorta to Right External Iliac Artery, Percutaneous Endoscopic Approach–	
04104ZF		Bypass Abdominal Aorta to Left External Iliac Artery, Percutaneous Endoscopic Approach–	
04104ZG		Bypass Abdominal Aorta to Bilateral External Iliac Arteries, Percutaneous Endoscopic Approach–	
04104ZH		Bypass Abdominal Aorta to Right Femoral Artery, Percutaneous Endoscopic Approach–	
04104ZJ		Bypass Abdominal Aorta to Left Femoral Artery, Percutaneous Endoscopic Approach–	

Appendix A
Comorbid conditions

04104ZK		Bypass Abdominal Aorta to Bilateral Femoral Arteries, Percutaneous Endoscopic Approach--	
04104ZQ		Bypass Abdominal Aorta to Lower Extremity Artery, Percutaneous Endoscopic Approach--	
04104ZR		Bypass Abdominal Aorta to Lower Artery, Percutaneous Endoscopic Approach--	
041C09H		Bypass Right Common Iliac Artery to Right Femoral Artery with Autologous Venous Tissue, Open Approach--	
041C09J		Bypass Right Common Iliac Artery to Left Femoral Artery with Autologous Venous Tissue, Open Approach--	
041C09K		Bypass Right Common Iliac Artery to Bilateral Femoral Arteries with Autologous Venous Tissue, Open Approach--	
041C0AH		Bypass Right Common Iliac Artery to Right Femoral Artery with Autologous Arterial Tissue, Open Approach--	
041C0AJ		Bypass Right Common Iliac Artery to Left Femoral Artery with Autologous Arterial Tissue, Open Approach--	
041C0AK		Bypass Right Common Iliac Artery to Bilateral Femoral Arteries with Autologous Arterial Tissue, Open Approach--	
041C0JH		Bypass Right Common Iliac Artery to Right Femoral Artery with Synthetic Substitute, Open Approach--	
041C0JJ		Bypass Right Common Iliac Artery to Left Femoral Artery with Synthetic Substitute, Open Approach--	
041C0JK		Bypass Right Common Iliac Artery to Bilateral Femoral Arteries with Synthetic Substitute, Open Approach--	
041C0KH		Bypass Right Common Iliac Artery to Right Femoral Artery with Nonautologous Tissue Substitute, Open Approach--	
041C0KJ		Bypass Right Common Iliac Artery to Left Femoral Artery with Nonautologous Tissue Substitute, Open Approach--	
041C0KK		Bypass Right Common Iliac Artery to Bilateral Femoral Arteries with Nonautologous Tissue Substitute, Open Approach--	
041C0ZH		Bypass Right Common Iliac Artery to Right Femoral Artery, Open Approach--	
041C0ZJ		Bypass Right Common Iliac Artery to Left Femoral Artery, Open Approach--	
041C0ZK		Bypass Right Common Iliac Artery to Bilateral Femoral Arteries, Open Approach--	
041C49H		Bypass Right Common Iliac Artery to Right Femoral Artery with Autologous Venous Tissue, Percutaneous Endoscopic Approach--	
041C49J		Bypass Right Common Iliac Artery to Left Femoral Artery with Autologous Venous Tissue, Percutaneous Endoscopic Approach--	
041C49K		Bypass Right Common Iliac Artery to Bilateral Femoral Arteries with Autologous Venous Tissue, Percutaneous Endoscopic Approach--	
041C4AH		Bypass Right Common Iliac Artery to Right Femoral Artery with Autologous Arterial Tissue, Percutaneous Endoscopic Approach--	
041C4AJ		Bypass Right Common Iliac Artery to Left Femoral Artery with Autologous Arterial Tissue, Percutaneous Endoscopic Approach--	
041C4AK		Bypass Right Common Iliac Artery to Bilateral Femoral Arteries with Autologous Arterial Tissue, Percutaneous Endoscopic Approach--	
041C4JH		Bypass Right Common Iliac Artery to Right Femoral Artery with Synthetic Substitute, Percutaneous Endoscopic Approach--	

Appendix A
Comorbid conditions

041C4JJ		Bypass Right Common Iliac Artery to Left Femoral Artery with Synthetic Substitute, Percutaneous Endoscopic Approach--	
041C4JK		Bypass Right Common Iliac Artery to Bilateral Femoral Arteries with Synthetic Substitute, Percutaneous Endoscopic Approach--	
041C4KH		Bypass Right Common Iliac Artery to Right Femoral Artery with Nonautologous Tissue Substitute, Percutaneous Endoscopic Approach--	
041C4KJ		Bypass Right Common Iliac Artery to Left Femoral Artery with Nonautologous Tissue Substitute, Percutaneous Endoscopic Approach--	
041C4KK		Bypass Right Common Iliac Artery to Bilateral Femoral Arteries with Nonautologous Tissue Substitute, Percutaneous Endoscopic Approach--	
041C4ZH		Bypass Right Common Iliac Artery to Right Femoral Artery, Percutaneous Endoscopic Approach--	
041C4ZJ		Bypass Right Common Iliac Artery to Left Femoral Artery, Percutaneous Endoscopic Approach--	
041C4ZK		Bypass Right Common Iliac Artery to Bilateral Femoral Arteries, Percutaneous Endoscopic Approach--	
041D09H		Bypass Left Common Iliac Artery to Right Femoral Artery with Autologous Venous Tissue, Open Approach--	
041D09J		Bypass Left Common Iliac Artery to Left Femoral Artery with Autologous Venous Tissue, Open Approach--	
041D09K		Bypass Left Common Iliac Artery to Bilateral Femoral Arteries with Autologous Venous Tissue, Open Approach--	
041D0AH		Bypass Left Common Iliac Artery to Right Femoral Artery with Autologous Arterial Tissue, Open Approach--	
041D0AJ		Bypass Left Common Iliac Artery to Left Femoral Artery with Autologous Arterial Tissue, Open Approach--	
041D0AK		Bypass Left Common Iliac Artery to Bilateral Femoral Arteries with Autologous Arterial Tissue, Open Approach--	
041D0JH		Bypass Left Common Iliac Artery to Right Femoral Artery with Synthetic Substitute, Open Approach--	
041D0JJ		Bypass Left Common Iliac Artery to Left Femoral Artery with Synthetic Substitute, Open Approach--	
041D0JK		Bypass Left Common Iliac Artery to Bilateral Femoral Arteries with Synthetic Substitute, Open Approach--	
041D0KH		Bypass Left Common Iliac Artery to Right Femoral Artery with Nonautologous Tissue Substitute, Open Approach--	
041D0KJ		Bypass Left Common Iliac Artery to Left Femoral Artery with Nonautologous Tissue Substitute, Open Approach--	
041D0KK		Bypass Left Common Iliac Artery to Bilateral Femoral Arteries with Nonautologous Tissue Substitute, Open Approach--	
041D0ZH		Bypass Left Common Iliac Artery to Right Femoral Artery, Open Approach--	
041D0ZJ		Bypass Left Common Iliac Artery to Left Femoral Artery, Open Approach--	
041D0ZK		Bypass Left Common Iliac Artery to Bilateral Femoral Arteries, Open Approach--	
041D49H		Bypass Left Common Iliac Artery to Right Femoral Artery with Autologous Venous Tissue, Percutaneous Endoscopic Approach--	
041D49J		Bypass Left Common Iliac Artery to Left Femoral Artery with Autologous Venous Tissue, Percutaneous Endoscopic Approach--	

Appendix A
Comorbid conditions

041D49K		Bypass Left Common Iliac Artery to Bilateral Femoral Arteries with Autologous Venous Tissue, Percutaneous Endoscopic Approach–	
041D4AH		Bypass Left Common Iliac Artery to Right Femoral Artery with Autologous Arterial Tissue, Percutaneous Endoscopic Approach–	
041D4AJ		Bypass Left Common Iliac Artery to Left Femoral Artery with Autologous Arterial Tissue, Percutaneous Endoscopic Approach–	
041D4AK		Bypass Left Common Iliac Artery to Bilateral Femoral Arteries with Autologous Arterial Tissue, Percutaneous Endoscopic Approach–	
041D4JH		Bypass Left Common Iliac Artery to Right Femoral Artery with Synthetic Substitute, Percutaneous Endoscopic Approach–	
041D4JJ		Bypass Left Common Iliac Artery to Left Femoral Artery with Synthetic Substitute, Percutaneous Endoscopic Approach–	
041D4JK		Bypass Left Common Iliac Artery to Bilateral Femoral Arteries with Synthetic Substitute, Percutaneous Endoscopic Approach–	
041D4KH		Bypass Left Common Iliac Artery to Right Femoral Artery with Nonautologous Tissue Substitute, Percutaneous Endoscopic Approach–	
041D4KJ		Bypass Left Common Iliac Artery to Left Femoral Artery with Nonautologous Tissue Substitute, Percutaneous Endoscopic Approach–	
041D4KK		Bypass Left Common Iliac Artery to Bilateral Femoral Arteries with Nonautologous Tissue Substitute, Percutaneous Endoscopic Approach–	
041D4ZH		Bypass Left Common Iliac Artery to Right Femoral Artery, Percutaneous Endoscopic Approach–	
041D4ZJ		Bypass Left Common Iliac Artery to Left Femoral Artery, Percutaneous Endoscopic Approach–	
041D4ZK		Bypass Left Common Iliac Artery to Bilateral Femoral Arteries, Percutaneous Endoscopic Approach–	
041E09H		Bypass Right Internal Iliac Artery to Right Femoral Artery with Autologous Venous Tissue, Open Approach–	
041E09J		Bypass Right Internal Iliac Artery to Left Femoral Artery with Autologous Venous Tissue, Open Approach–	
041E09K		Bypass Right Internal Iliac Artery to Bilateral Femoral Arteries with Autologous Venous Tissue, Open Approach–	
041E0AH		Bypass Right Internal Iliac Artery to Right Femoral Artery with Autologous Arterial Tissue, Open Approach–	
041E0AJ		Bypass Right Internal Iliac Artery to Left Femoral Artery with Autologous Arterial Tissue, Open Approach–	
041E0AK		Bypass Right Internal Iliac Artery to Bilateral Femoral Arteries with Autologous Arterial Tissue, Open Approach–	
041E0JH		Bypass Right Internal Iliac Artery to Right Femoral Artery with Synthetic Substitute, Open Approach–	
041E0JJ		Bypass Right Internal Iliac Artery to Left Femoral Artery with Synthetic Substitute, Open Approach–	
041E0JK		Bypass Right Internal Iliac Artery to Bilateral Femoral Arteries with Synthetic Substitute, Open Approach–	
041E0KH		Bypass Right Internal Iliac Artery to Right Femoral Artery with Nonautologous Tissue Substitute, Open Approach–	
041E0KJ		Bypass Right Internal Iliac Artery to Left Femoral Artery with Nonautologous Tissue Substitute, Open Approach–	

Appendix A
Comorbid conditions

041E0KK		Bypass Right Internal Iliac Artery to Bilateral Femoral Arteries with Nonautologous Tissue Substitute, Open Approach–	
041E0ZH		Bypass Right Internal Iliac Artery to Right Femoral Artery, Open Approach–	
041E0ZJ		Bypass Right Internal Iliac Artery to Left Femoral Artery, Open Approach–	
041E0ZK		Bypass Right Internal Iliac Artery to Bilateral Femoral Arteries, Open Approach–	
041E49H		Bypass Right Internal Iliac Artery to Right Femoral Artery with Autologous Venous Tissue, Percutaneous Endoscopic Approach–	
041E49J		Bypass Right Internal Iliac Artery to Left Femoral Artery with Autologous Venous Tissue, Percutaneous Endoscopic Approach–	
041E49K		Bypass Right Internal Iliac Artery to Bilateral Femoral Arteries with Autologous Venous Tissue, Percutaneous Endoscopic Approach–	
041E4AH		Bypass Right Internal Iliac Artery to Right Femoral Artery with Autologous Arterial Tissue, Percutaneous Endoscopic Approach–	
041E4AJ		Bypass Right Internal Iliac Artery to Left Femoral Artery with Autologous Arterial Tissue, Percutaneous Endoscopic Approach–	
041E4AK		Bypass Right Internal Iliac Artery to Bilateral Femoral Arteries with Autologous Arterial Tissue, Percutaneous Endoscopic Approach–	
041E4JH		Bypass Right Internal Iliac Artery to Right Femoral Artery with Synthetic Substitute, Percutaneous Endoscopic Approach–	
041E4JJ		Bypass Right Internal Iliac Artery to Left Femoral Artery with Synthetic Substitute, Percutaneous Endoscopic Approach–	
041E4JK		Bypass Right Internal Iliac Artery to Bilateral Femoral Arteries with Synthetic Substitute, Percutaneous Endoscopic Approach–	
041E4KH		Bypass Right Internal Iliac Artery to Right Femoral Artery with Nonautologous Tissue Substitute, Percutaneous Endoscopic Approach–	
041E4KJ		Bypass Right Internal Iliac Artery to Left Femoral Artery with Nonautologous Tissue Substitute, Percutaneous Endoscopic Approach–	
041E4KK		Bypass Right Internal Iliac Artery to Bilateral Femoral Arteries with Nonautologous Tissue Substitute, Percutaneous Endoscopic Approach–	
041E4ZH		Bypass Right Internal Iliac Artery to Right Femoral Artery, Percutaneous Endoscopic Approach–	
041E4ZJ		Bypass Right Internal Iliac Artery to Left Femoral Artery, Percutaneous Endoscopic Approach–	
041E4ZK		Bypass Right Internal Iliac Artery to Bilateral Femoral Arteries, Percutaneous Endoscopic Approach–	
041F09H		Bypass Left Internal Iliac Artery to Right Femoral Artery with Autologous Venous Tissue, Open Approach–	
041F09J		Bypass Left Internal Iliac Artery to Left Femoral Artery with Autologous Venous Tissue, Open Approach–	
041F09K		Bypass Left Internal Iliac Artery to Bilateral Femoral Arteries with Autologous Venous Tissue, Open Approach–	
041F0AH		Bypass Left Internal Iliac Artery to Right Femoral Artery with Autologous Arterial Tissue, Open Approach–	

Appendix A
Comorbid conditions

041F0AJ		Bypass Left Internal Iliac Artery to Left Femoral Artery with Autologous Arterial Tissue, Open Approach--	
041F0AK		Bypass Left Internal Iliac Artery to Bilateral Femoral Arteries with Autologous Arterial Tissue, Open Approach--	
041F0JH		Bypass Left Internal Iliac Artery to Right Femoral Artery with Synthetic Substitute, Open Approach--	
041F0JJ		Bypass Left Internal Iliac Artery to Left Femoral Artery with Synthetic Substitute, Open Approach--	
041F0JK		Bypass Left Internal Iliac Artery to Bilateral Femoral Arteries with Synthetic Substitute, Open Approach--	
041F0KH		Bypass Left Internal Iliac Artery to Right Femoral Artery with Nonautologous Tissue Substitute, Open Approach--	
041F0KJ		Bypass Left Internal Iliac Artery to Left Femoral Artery with Nonautologous Tissue Substitute, Open Approach--	
041F0KK		Bypass Left Internal Iliac Artery to Bilateral Femoral Arteries with Nonautologous Tissue Substitute, Open Approach--	
041F0ZH		Bypass Left Internal Iliac Artery to Right Femoral Artery, Open Approach--	
041F0ZJ		Bypass Left Internal Iliac Artery to Left Femoral Artery, Open Approach--	
041F0ZK		Bypass Left Internal Iliac Artery to Bilateral Femoral Arteries, Open Approach--	
041F49H		Bypass Left Internal Iliac Artery to Right Femoral Artery with Autologous Venous Tissue, Percutaneous Endoscopic Approach--	
041F49J		Bypass Left Internal Iliac Artery to Left Femoral Artery with Autologous Venous Tissue, Percutaneous Endoscopic Approach--	
041F49K		Bypass Left Internal Iliac Artery to Bilateral Femoral Arteries with Autologous Venous Tissue, Percutaneous Endoscopic Approach--	
041F4AH		Bypass Left Internal Iliac Artery to Right Femoral Artery with Autologous Arterial Tissue, Percutaneous Endoscopic Approach--	
041F4AJ		Bypass Left Internal Iliac Artery to Left Femoral Artery with Autologous Arterial Tissue, Percutaneous Endoscopic Approach--	
041F4AK		Bypass Left Internal Iliac Artery to Bilateral Femoral Arteries with Autologous Arterial Tissue, Percutaneous Endoscopic Approach--	
041F4JH		Bypass Left Internal Iliac Artery to Right Femoral Artery with Synthetic Substitute, Percutaneous Endoscopic Approach--	
041F4JJ		Bypass Left Internal Iliac Artery to Left Femoral Artery with Synthetic Substitute, Percutaneous Endoscopic Approach--	
041F4JK		Bypass Left Internal Iliac Artery to Bilateral Femoral Arteries with Synthetic Substitute, Percutaneous Endoscopic Approach--	
041F4KH		Bypass Left Internal Iliac Artery to Right Femoral Artery with Nonautologous Tissue Substitute, Percutaneous Endoscopic Approach--	
041F4KJ		Bypass Left Internal Iliac Artery to Left Femoral Artery with Nonautologous Tissue Substitute, Percutaneous Endoscopic Approach--	
041F4KK		Bypass Left Internal Iliac Artery to Bilateral Femoral Arteries with Nonautologous Tissue Substitute, Percutaneous Endoscopic Approach--	

Appendix A
Comorbid conditions

041F4ZH		Bypass Left Internal Iliac Artery to Right Femoral Artery, Percutaneous Endoscopic Approach--	
041F4ZJ		Bypass Left Internal Iliac Artery to Left Femoral Artery, Percutaneous Endoscopic Approach--	
041F4ZK		Bypass Left Internal Iliac Artery to Bilateral Femoral Arteries, Percutaneous Endoscopic Approach--	
041H09H		Bypass Right External Iliac Artery to Right Femoral Artery with Autologous Venous Tissue, Open Approach--	
041H09J		Bypass Right External Iliac Artery to Left Femoral Artery with Autologous Venous Tissue, Open Approach--	
041H09K		Bypass Right External Iliac Artery to Bilateral Femoral Arteries with Autologous Venous Tissue, Open Approach--	
041H0AH		Bypass Right External Iliac Artery to Right Femoral Artery with Autologous Arterial Tissue, Open Approach--	
041H0AJ		Bypass Right External Iliac Artery to Left Femoral Artery with Autologous Arterial Tissue, Open Approach--	
041H0AK		Bypass Right External Iliac Artery to Bilateral Femoral Arteries with Autologous Arterial Tissue, Open Approach--	
041H0JH		Bypass Right External Iliac Artery to Right Femoral Artery with Synthetic Substitute, Open Approach--	
041H0JJ		Bypass Right External Iliac Artery to Left Femoral Artery with Synthetic Substitute, Open Approach--	
041H0JK		Bypass Right External Iliac Artery to Bilateral Femoral Arteries with Synthetic Substitute, Open Approach--	
041H0KH		Bypass Right External Iliac Artery to Right Femoral Artery with Nonautologous Tissue Substitute, Open Approach--	
041H0KJ		Bypass Right External Iliac Artery to Left Femoral Artery with Nonautologous Tissue Substitute, Open Approach--	
041H0KK		Bypass Right External Iliac Artery to Bilateral Femoral Arteries with Nonautologous Tissue Substitute, Open Approach--	
041H0ZH		Bypass Right External Iliac Artery to Right Femoral Artery, Open Approach--	
041H0ZJ		Bypass Right External Iliac Artery to Left Femoral Artery, Open Approach--	
041H0ZK		Bypass Right External Iliac Artery to Bilateral Femoral Arteries, Open Approach--	
041H49H		Bypass Right External Iliac Artery to Right Femoral Artery with Autologous Venous Tissue, Percutaneous Endoscopic Approach--	
041H49J		Bypass Right External Iliac Artery to Left Femoral Artery with Autologous Venous Tissue, Percutaneous Endoscopic Approach--	
041H49K		Bypass Right External Iliac Artery to Bilateral Femoral Arteries with Autologous Venous Tissue, Percutaneous Endoscopic Approach--	
041H4AH		Bypass Right External Iliac Artery to Right Femoral Artery with Autologous Arterial Tissue, Percutaneous Endoscopic Approach--	
041H4AJ		Bypass Right External Iliac Artery to Left Femoral Artery with Autologous Arterial Tissue, Percutaneous Endoscopic Approach--	
041H4AK		Bypass Right External Iliac Artery to Bilateral Femoral Arteries with Autologous Arterial Tissue, Percutaneous Endoscopic Approach--	
041H4JH		Bypass Right External Iliac Artery to Right Femoral Artery with Synthetic Substitute, Percutaneous Endoscopic Approach--	

Appendix A
Comorbid conditions

041H4JJ		Bypass Right External Iliac Artery to Left Femoral Artery with Synthetic Substitute, Percutaneous Endoscopic Approach--	
041H4JK		Bypass Right External Iliac Artery to Bilateral Femoral Arteries with Synthetic Substitute, Percutaneous Endoscopic Approach--	
041H4KH		Bypass Right External Iliac Artery to Right Femoral Artery with Nonautologous Tissue Substitute, Percutaneous Endoscopic Approach--	
041H4KJ		Bypass Right External Iliac Artery to Left Femoral Artery with Nonautologous Tissue Substitute, Percutaneous Endoscopic Approach--	
041H4KK		Bypass Right External Iliac Artery to Bilateral Femoral Arteries with Nonautologous Tissue Substitute, Percutaneous Endoscopic Approach--	
041H4ZH		Bypass Right External Iliac Artery to Right Femoral Artery, Percutaneous Endoscopic Approach--	
041H4ZJ		Bypass Right External Iliac Artery to Left Femoral Artery, Percutaneous Endoscopic Approach--	
041H4ZK		Bypass Right External Iliac Artery to Bilateral Femoral Arteries, Percutaneous Endoscopic Approach--	
041J09H		Bypass Left External Iliac Artery to Right Femoral Artery with Autologous Venous Tissue, Open Approach--	
041J09J		Bypass Left External Iliac Artery to Left Femoral Artery with Autologous Venous Tissue, Open Approach--	
041J09K		Bypass Left External Iliac Artery to Bilateral Femoral Arteries with Autologous Venous Tissue, Open Approach--	
041J0AH		Bypass Left External Iliac Artery to Right Femoral Artery with Autologous Arterial Tissue, Open Approach--	
041J0AJ		Bypass Left External Iliac Artery to Left Femoral Artery with Autologous Arterial Tissue, Open Approach--	
041J0AK		Bypass Left External Iliac Artery to Bilateral Femoral Arteries with Autologous Arterial Tissue, Open Approach--	
041J0JH		Bypass Left External Iliac Artery to Right Femoral Artery with Synthetic Substitute, Open Approach--	
041J0JJ		Bypass Left External Iliac Artery to Left Femoral Artery with Synthetic Substitute, Open Approach--	
041J0JK		Bypass Left External Iliac Artery to Bilateral Femoral Arteries with Synthetic Substitute, Open Approach--	
041J0KH		Bypass Left External Iliac Artery to Right Femoral Artery with Nonautologous Tissue Substitute, Open Approach--	
041J0KJ		Bypass Left External Iliac Artery to Left Femoral Artery with Nonautologous Tissue Substitute, Open Approach--	
041J0KK		Bypass Left External Iliac Artery to Bilateral Femoral Arteries with Nonautologous Tissue Substitute, Open Approach--	
041J0ZH		Bypass Left External Iliac Artery to Right Femoral Artery, Open Approach--	
041J0ZJ		Bypass Left External Iliac Artery to Left Femoral Artery, Open Approach--	
041J0ZK		Bypass Left External Iliac Artery to Bilateral Femoral Arteries, Open Approach--	
041J49H		Bypass Left External Iliac Artery to Right Femoral Artery with Autologous Venous Tissue, Percutaneous Endoscopic Approach--	
041J49J		Bypass Left External Iliac Artery to Left Femoral Artery with Autologous Venous Tissue, Percutaneous Endoscopic Approach--	

Appendix A
Comorbid conditions

041J49K		Bypass Left External Iliac Artery to Bilateral Femoral Arteries with Autologous Venous Tissue, Percutaneous Endoscopic Approach–	
041J4AH		Bypass Left External Iliac Artery to Right Femoral Artery with Autologous Arterial Tissue, Percutaneous Endoscopic Approach–	
041J4AJ		Bypass Left External Iliac Artery to Left Femoral Artery with Autologous Arterial Tissue, Percutaneous Endoscopic Approach–	
041J4AK		Bypass Left External Iliac Artery to Bilateral Femoral Arteries with Autologous Arterial Tissue, Percutaneous Endoscopic Approach–	
041J4JH		Bypass Left External Iliac Artery to Right Femoral Artery with Synthetic Substitute, Percutaneous Endoscopic Approach–	
041J4JJ		Bypass Left External Iliac Artery to Left Femoral Artery with Synthetic Substitute, Percutaneous Endoscopic Approach–	
041J4JK		Bypass Left External Iliac Artery to Bilateral Femoral Arteries with Synthetic Substitute, Percutaneous Endoscopic Approach–	
041J4KH		Bypass Left External Iliac Artery to Right Femoral Artery with Nonautologous Tissue Substitute, Percutaneous Endoscopic Approach–	
041J4KJ		Bypass Left External Iliac Artery to Left Femoral Artery with Nonautologous Tissue Substitute, Percutaneous Endoscopic Approach–	
041J4KK		Bypass Left External Iliac Artery to Bilateral Femoral Arteries with Nonautologous Tissue Substitute, Percutaneous Endoscopic Approach–	
041J4ZH		Bypass Left External Iliac Artery to Right Femoral Artery, Percutaneous Endoscopic Approach–	
041J4ZJ		Bypass Left External Iliac Artery to Left Femoral Artery, Percutaneous Endoscopic Approach–	
041J4ZK		Bypass Left External Iliac Artery to Bilateral Femoral Arteries, Percutaneous Endoscopic Approach–	
047004Z		Dilation of Abdominal Aorta with Drug-eluting Intraluminal Device, Open Approach-eluting Intraluminal Device, Open Approach	
047005Z		Dilation of Abdominal Aorta with Two Drug-eluting Intraluminal Devices, Open Approach-eluting Intraluminal Devices, Open Approach	
047006Z		Dilation of Abdominal Aorta with Three Drug-eluting Intraluminal Devices, Open Approach-eluting Intraluminal Devices, Open Approach	
047007Z		Dilation of Abdominal Aorta with Four or More Drug-eluting Intraluminal Devices, Open Approach-eluting Intraluminal Devices, Open Approach	
04700D6		Dilation of Abdominal Aorta, Bifurcation, with Intraluminal Device, Open Approach–	
04700DZ		Dilation of Abdominal Aorta with Intraluminal Device, Open Approach–	
04700EZ		Dilation of Abdominal Aorta with Two Intraluminal Devices, Open Approach–	
04700F6		Dilation of Abdominal Aorta, Bifurcation, with Three Intraluminal Devices, Open Approach–	
04700FZ		Dilation of Abdominal Aorta with Three Intraluminal Devices, Open Approach–	
04700G6		Dilation of Abdominal Aorta, Bifurcation, with Four or More Intraluminal Devices, Open Approach–	

Appendix A
Comorbid conditions

04700GZ		Dilation of Abdominal Aorta with Four or More Intraluminal Devices, Open Approach--	
04700Z6		Dilation of Abdominal Aorta, Bifurcation, Open Approach--	
04700ZZ		Dilation of Abdominal Aorta, Open Approach--	
047034Z		Dilation of Abdominal Aorta with Drug-eluting Intraluminal Device, Percutaneous Approach-eluting Intraluminal Device, Percutaneous Approach	
047035Z		Dilation of Abdominal Aorta with Two Drug-eluting Intraluminal Devices, Percutaneous Approach-eluting Intraluminal Devices, Percutaneous Approach	
047036Z		Dilation of Abdominal Aorta with Three Drug-eluting Intraluminal Devices, Percutaneous Approach-eluting Intraluminal Devices, Percutaneous Approach	
047037Z		Dilation of Abdominal Aorta with Four or More Drug-eluting Intraluminal Devices, Percutaneous Approach-eluting Intraluminal Devices, Percutaneous Approach	
04703D6		Dilation of Abdominal Aorta, Bifurcation, with Intraluminal Device, Percutaneous Approach--	
04703DZ		Dilation of Abdominal Aorta with Intraluminal Device, Percutaneous Approach--	
04703EZ		Dilation of Abdominal Aorta with Two Intraluminal Devices, Percutaneous Approach--	
04703F6		Dilation of Abdominal Aorta, Bifurcation, with Three Intraluminal Devices, Percutaneous Approach--	
04703FZ		Dilation of Abdominal Aorta with Three Intraluminal Devices, Percutaneous Approach--	
04703G6		Dilation of Abdominal Aorta, Bifurcation, with Four or More Intraluminal Devices, Percutaneous Approach--	
04703GZ		Dilation of Abdominal Aorta with Four or More Intraluminal Devices, Percutaneous Approach--	
04703Z6		Dilation of Abdominal Aorta, Bifurcation, Percutaneous Approach--	
04703ZZ		Dilation of Abdominal Aorta, Percutaneous Approach--	
047044Z		Dilation of Abdominal Aorta with Drug-eluting Intraluminal Device, Percutaneous Endoscopic Approach-eluting Intraluminal Device, Percutaneous Endoscopic Approach	
047045Z		Dilation of Abdominal Aorta with Two Drug-eluting Intraluminal Devices, Percutaneous Endoscopic Approach-eluting Intraluminal Devices, Percutaneous Endoscopic Approach	
047046Z		Dilation of Abdominal Aorta with Three Drug-eluting Intraluminal Devices, Percutaneous Endoscopic Approach-eluting Intraluminal Devices, Percutaneous Endoscopic Approach	
047047Z		Dilation of Abdominal Aorta with Four or More Drug-eluting Intraluminal Devices, Percutaneous Endoscopic Approach-eluting Intraluminal Devices, Percutaneous Endoscopic Approach	
04704D6		Dilation of Abdominal Aorta, Bifurcation, with Intraluminal Device, Percutaneous Endoscopic Approach--	
04704DZ		Dilation of Abdominal Aorta with Intraluminal Device, Percutaneous Endoscopic Approach--	
04704EZ		Dilation of Abdominal Aorta with Two Intraluminal Devices, Percutaneous Endoscopic Approach--	
04704F6		Dilation of Abdominal Aorta, Bifurcation, with Three Intraluminal Devices, Percutaneous Endoscopic Approach--	
04704FZ		Dilation of Abdominal Aorta with Three Intraluminal Devices, Percutaneous Endoscopic Approach--	

Appendix A
Comorbid conditions

04704G6		Dilation of Abdominal Aorta, Bifurcation, with Four or More Intraluminal Devices, Percutaneous Endoscopic Approach--	
04704GZ		Dilation of Abdominal Aorta with Four or More Intraluminal Devices, Percutaneous Endoscopic Approach--	
04704Z6		Dilation of Abdominal Aorta, Bifurcation, Percutaneous Endoscopic Approach--	
04704ZZ		Dilation of Abdominal Aorta, Percutaneous Endoscopic Approach--	
047104Z		Dilation of Celiac Artery with Drug-eluting Intraluminal Device, Open Approach-eluting Intraluminal Device, Open Approach	
047105Z		Dilation of Celiac Artery with Two Drug-eluting Intraluminal Devices, Open Approach-eluting Intraluminal Devices, Open Approach	
047106Z		Dilation of Celiac Artery with Three Drug-eluting Intraluminal Devices, Open Approach-eluting Intraluminal Devices, Open Approach	
047107Z		Dilation of Celiac Artery with Four or More Drug-eluting Intraluminal Devices, Open Approach-eluting Intraluminal Devices, Open Approach	
04710D6		Dilation of Celiac Artery, Bifurcation, with Intraluminal Device, Open Approach--	
04710DZ		Dilation of Celiac Artery with Intraluminal Device, Open Approach--	
04710EZ		Dilation of Celiac Artery with Two Intraluminal Devices, Open Approach--	
04710F6		Dilation of Celiac Artery, Bifurcation, with Three Intraluminal Devices, Open Approach--	
04710FZ		Dilation of Celiac Artery with Three Intraluminal Devices, Open Approach--	
04710G6		Dilation of Celiac Artery, Bifurcation, with Four or More Intraluminal Devices, Open Approach--	
04710GZ		Dilation of Celiac Artery with Four or More Intraluminal Devices, Open Approach--	
04710Z6		Dilation of Celiac Artery, Bifurcation, Open Approach--	
04710ZZ		Dilation of Celiac Artery, Open Approach--	
047134Z		Dilation of Celiac Artery with Drug-eluting Intraluminal Device, Percutaneous Approach-eluting Intraluminal Device, Percutaneous Approach	
047135Z		Dilation of Celiac Artery with Two Drug-eluting Intraluminal Devices, Percutaneous Approach-eluting Intraluminal Devices, Percutaneous Approach	
047136Z		Dilation of Celiac Artery with Three Drug-eluting Intraluminal Devices, Percutaneous Approach-eluting Intraluminal Devices, Percutaneous Approach	
047137Z		Dilation of Celiac Artery with Four or More Drug-eluting Intraluminal Devices, Percutaneous Approach-eluting Intraluminal Devices, Percutaneous Approach	
04713D6		Dilation of Celiac Artery, Bifurcation, with Intraluminal Device, Percutaneous Approach--	
04713DZ		Dilation of Celiac Artery with Intraluminal Device, Percutaneous Approach--	
04713EZ		Dilation of Celiac Artery with Two Intraluminal Devices, Percutaneous Approach--	
04713F6		Dilation of Celiac Artery, Bifurcation, with Three Intraluminal Devices, Percutaneous Approach--	
04713FZ		Dilation of Celiac Artery with Three Intraluminal Devices, Percutaneous Approach--	

Appendix A
Comorbid conditions

04713G6		Dilation of Celiac Artery, Bifurcation, with Four or More Intraluminal Devices, Percutaneous Approach–	
04713GZ		Dilation of Celiac Artery with Four or More Intraluminal Devices, Percutaneous Approach–	
04713Z6		Dilation of Celiac Artery, Bifurcation, Percutaneous Approach–	
04713ZZ		Dilation of Celiac Artery, Percutaneous Approach–	
047144Z		Dilation of Celiac Artery with Drug-eluting Intraluminal Device, Percutaneous Endoscopic Approach-eluting Intraluminal Device, Percutaneous Endoscopic Approach	
047145Z		Dilation of Celiac Artery with Two Drug-eluting Intraluminal Devices, Percutaneous Endoscopic Approach-eluting Intraluminal Devices, Percutaneous Endoscopic Approach	
047146Z		Dilation of Celiac Artery with Three Drug-eluting Intraluminal Devices, Percutaneous Endoscopic Approach-eluting Intraluminal Devices, Percutaneous Endoscopic Approach	
047147Z		Dilation of Celiac Artery with Four or More Drug-eluting Intraluminal Devices, Percutaneous Endoscopic Approach-eluting Intraluminal Devices, Percutaneous Endoscopic Approach	
04714D6		Dilation of Celiac Artery, Bifurcation, with Intraluminal Device, Percutaneous Endoscopic Approach–	
04714DZ		Dilation of Celiac Artery with Intraluminal Device, Percutaneous Endoscopic Approach–	
04714EZ		Dilation of Celiac Artery with Two Intraluminal Devices, Percutaneous Endoscopic Approach–	
04714F6		Dilation of Celiac Artery, Bifurcation, with Three Intraluminal Devices, Percutaneous Endoscopic Approach–	
04714FZ		Dilation of Celiac Artery with Three Intraluminal Devices, Percutaneous Endoscopic Approach–	
04714G6		Dilation of Celiac Artery, Bifurcation, with Four or More Intraluminal Devices, Percutaneous Endoscopic Approach–	
04714GZ		Dilation of Celiac Artery with Four or More Intraluminal Devices, Percutaneous Endoscopic Approach–	
04714Z6		Dilation of Celiac Artery, Bifurcation, Percutaneous Endoscopic Approach–	
04714ZZ		Dilation of Celiac Artery, Percutaneous Endoscopic Approach–	
047204Z		Dilation of Gastric Artery with Drug-eluting Intraluminal Device, Open Approach-eluting Intraluminal Device, Open Approach	
047205Z		Dilation of Gastric Artery with Two Drug-eluting Intraluminal Devices, Open Approach-eluting Intraluminal Devices, Open Approach	
047206Z		Dilation of Gastric Artery with Three Drug-eluting Intraluminal Devices, Open Approach-eluting Intraluminal Devices, Open Approach	
047207Z		Dilation of Gastric Artery with Four or More Drug-eluting Intraluminal Devices, Open Approach-eluting Intraluminal Devices, Open Approach	
04720D6		Dilation of Gastric Artery, Bifurcation, with Intraluminal Device, Open Approach–	
04720DZ		Dilation of Gastric Artery with Intraluminal Device, Open Approach–	
04720EZ		Dilation of Gastric Artery with Two Intraluminal Devices, Open Approach–	

Appendix A
Comorbid conditions

04720F6		Dilation of Gastric Artery, Bifurcation, with Three Intraluminal Devices, Open Approach--	
04720FZ		Dilation of Gastric Artery with Three Intraluminal Devices, Open Approach--	
04720G6		Dilation of Gastric Artery, Bifurcation, with Four or More Intraluminal Devices, Open Approach--	
04720GZ		Dilation of Gastric Artery with Four or More Intraluminal Devices, Open Approach--	
04720Z6		Dilation of Gastric Artery, Bifurcation, Open Approach--	
04720ZZ		Dilation of Gastric Artery, Open Approach--	
047234Z		Dilation of Gastric Artery with Drug-eluting Intraluminal Device, Percutaneous Approach-eluting Intraluminal Device, Percutaneous Approach	
047235Z		Dilation of Gastric Artery with Two Drug-eluting Intraluminal Devices, Percutaneous Approach-eluting Intraluminal Devices, Percutaneous Approach	
047236Z		Dilation of Gastric Artery with Three Drug-eluting Intraluminal Devices, Percutaneous Approach-eluting Intraluminal Devices, Percutaneous Approach	
047237Z		Dilation of Gastric Artery with Four or More Drug-eluting Intraluminal Devices, Percutaneous Approach-eluting Intraluminal Devices, Percutaneous Approach	
04723D6		Dilation of Gastric Artery, Bifurcation, with Intraluminal Device, Percutaneous Approach--	
04723DZ		Dilation of Gastric Artery with Intraluminal Device, Percutaneous Approach--	
04723EZ		Dilation of Gastric Artery with Two Intraluminal Devices, Percutaneous Approach--	
04723F6		Dilation of Gastric Artery, Bifurcation, with Three Intraluminal Devices, Percutaneous Approach--	
04723FZ		Dilation of Gastric Artery with Three Intraluminal Devices, Percutaneous Approach--	
04723G6		Dilation of Gastric Artery, Bifurcation, with Four or More Intraluminal Devices, Percutaneous Approach--	
04723GZ		Dilation of Gastric Artery with Four or More Intraluminal Devices, Percutaneous Approach--	
04723Z6		Dilation of Gastric Artery, Bifurcation, Percutaneous Approach--	
04723ZZ		Dilation of Gastric Artery, Percutaneous Approach--	
047244Z		Dilation of Gastric Artery with Drug-eluting Intraluminal Device, Percutaneous Endoscopic Approach-eluting Intraluminal Device, Percutaneous Endoscopic Approach	
047245Z		Dilation of Gastric Artery with Two Drug-eluting Intraluminal Devices, Percutaneous Endoscopic Approach-eluting Intraluminal Devices, Percutaneous Endoscopic Approach	
047246Z		Dilation of Gastric Artery with Three Drug-eluting Intraluminal Devices, Percutaneous Endoscopic Approach-eluting Intraluminal Devices, Percutaneous Endoscopic Approach	
047247Z		Dilation of Gastric Artery with Four or More Drug-eluting Intraluminal Devices, Percutaneous Endoscopic Approach-eluting Intraluminal Devices, Percutaneous Endoscopic Approach	
04724D6		Dilation of Gastric Artery, Bifurcation, with Intraluminal Device, Percutaneous Endoscopic Approach--	
04724DZ		Dilation of Gastric Artery with Intraluminal Device, Percutaneous Endoscopic Approach--	

Appendix A
Comorbid conditions

04724EZ		Dilation of Gastric Artery with Two Intraluminal Devices, Percutaneous Endoscopic Approach--	
04724F6		Dilation of Gastric Artery, Bifurcation, with Three Intraluminal Devices, Percutaneous Endoscopic Approach--	
04724FZ		Dilation of Gastric Artery with Three Intraluminal Devices, Percutaneous Endoscopic Approach--	
04724G6		Dilation of Gastric Artery, Bifurcation, with Four or More Intraluminal Devices, Percutaneous Endoscopic Approach--	
04724GZ		Dilation of Gastric Artery with Four or More Intraluminal Devices, Percutaneous Endoscopic Approach--	
04724Z6		Dilation of Gastric Artery, Bifurcation, Percutaneous Endoscopic Approach--	
04724ZZ		Dilation of Gastric Artery, Percutaneous Endoscopic Approach--	
047304Z		Dilation of Hepatic Artery with Drug-eluting Intraluminal Device, Open Approach-eluting Intraluminal Device, Open Approach	
047305Z		Dilation of Hepatic Artery with Two Drug-eluting Intraluminal Devices, Open Approach-eluting Intraluminal Devices, Open Approach	
047306Z		Dilation of Hepatic Artery with Three Drug-eluting Intraluminal Devices, Open Approach-eluting Intraluminal Devices, Open Approach	
047307Z		Dilation of Hepatic Artery with Four or More Drug-eluting Intraluminal Devices, Open Approach-eluting Intraluminal Devices, Open Approach	
04730D6		Dilation of Hepatic Artery, Bifurcation, with Intraluminal Device, Open Approach--	
04730DZ		Dilation of Hepatic Artery with Intraluminal Device, Open Approach--	
04730EZ		Dilation of Hepatic Artery with Two Intraluminal Devices, Open Approach--	
04730F6		Dilation of Hepatic Artery, Bifurcation, with Three Intraluminal Devices, Open Approach--	
04730FZ		Dilation of Hepatic Artery with Three Intraluminal Devices, Open Approach--	
04730G6		Dilation of Hepatic Artery, Bifurcation, with Four or More Intraluminal Devices, Open Approach--	
04730GZ		Dilation of Hepatic Artery with Four or More Intraluminal Devices, Open Approach--	
04730Z6		Dilation of Hepatic Artery, Bifurcation, Open Approach--	
04730ZZ		Dilation of Hepatic Artery, Open Approach--	
047334Z		Dilation of Hepatic Artery with Drug-eluting Intraluminal Device, Percutaneous Approach-eluting Intraluminal Device, Percutaneous Approach	
047335Z		Dilation of Hepatic Artery with Two Drug-eluting Intraluminal Devices, Percutaneous Approach-eluting Intraluminal Devices, Percutaneous Approach	
047336Z		Dilation of Hepatic Artery with Three Drug-eluting Intraluminal Devices, Percutaneous Approach-eluting Intraluminal Devices, Percutaneous Approach	
047337Z		Dilation of Hepatic Artery with Four or More Drug-eluting Intraluminal Devices, Percutaneous Approach-eluting Intraluminal Devices, Percutaneous Approach	
04733D6		Dilation of Hepatic Artery, Bifurcation, with Intraluminal Device, Percutaneous Approach--	
04733DZ		Dilation of Hepatic Artery with Intraluminal Device, Percutaneous Approach--	

Appendix A
Comorbid conditions

04733EZ		Dilation of Hepatic Artery with Two Intraluminal Devices, Percutaneous Approach--	
04733F6		Dilation of Hepatic Artery, Bifurcation, with Three Intraluminal Devices, Percutaneous Approach--	
04733FZ		Dilation of Hepatic Artery with Three Intraluminal Devices, Percutaneous Approach--	
04733G6		Dilation of Hepatic Artery, Bifurcation, with Four or More Intraluminal Devices, Percutaneous Approach--	
04733GZ		Dilation of Hepatic Artery with Four or More Intraluminal Devices, Percutaneous Approach--	
04733Z6		Dilation of Hepatic Artery, Bifurcation, Percutaneous Approach--	
04733ZZ		Dilation of Hepatic Artery, Percutaneous Approach--	
047344Z		Dilation of Hepatic Artery with Drug-eluting Intraluminal Device, Percutaneous Endoscopic Approach-eluting Intraluminal Device, Percutaneous Endoscopic Approach	
047345Z		Dilation of Hepatic Artery with Two Drug-eluting Intraluminal Devices, Percutaneous Endoscopic Approach-eluting Intraluminal Devices, Percutaneous Endoscopic Approach	
047346Z		Dilation of Hepatic Artery with Three Drug-eluting Intraluminal Devices, Percutaneous Endoscopic Approach-eluting Intraluminal Devices, Percutaneous Endoscopic Approach	
047347Z		Dilation of Hepatic Artery with Four or More Drug-eluting Intraluminal Devices, Percutaneous Endoscopic Approach-eluting Intraluminal Devices, Percutaneous Endoscopic Approach	
04734D6		Dilation of Hepatic Artery, Bifurcation, with Intraluminal Device, Percutaneous Endoscopic Approach--	
04734DZ		Dilation of Hepatic Artery with Intraluminal Device, Percutaneous Endoscopic Approach--	
04734EZ		Dilation of Hepatic Artery with Two Intraluminal Devices, Percutaneous Endoscopic Approach--	
04734F6		Dilation of Hepatic Artery, Bifurcation, with Three Intraluminal Devices, Percutaneous Endoscopic Approach--	
04734FZ		Dilation of Hepatic Artery with Three Intraluminal Devices, Percutaneous Endoscopic Approach--	
04734G6		Dilation of Hepatic Artery, Bifurcation, with Four or More Intraluminal Devices, Percutaneous Endoscopic Approach--	
04734GZ		Dilation of Hepatic Artery with Four or More Intraluminal Devices, Percutaneous Endoscopic Approach--	
04734Z6		Dilation of Hepatic Artery, Bifurcation, Percutaneous Endoscopic Approach--	
04734ZZ		Dilation of Hepatic Artery, Percutaneous Endoscopic Approach--	
047404Z		Dilation of Splenic Artery with Drug-eluting Intraluminal Device, Open Approach-eluting Intraluminal Device, Open Approach	
047405Z		Dilation of Splenic Artery with Two Drug-eluting Intraluminal Devices, Open Approach-eluting Intraluminal Devices, Open Approach	
047406Z		Dilation of Splenic Artery with Three Drug-eluting Intraluminal Devices, Open Approach-eluting Intraluminal Devices, Open Approach	
047407Z		Dilation of Splenic Artery with Four or More Drug-eluting Intraluminal Devices, Open Approach-eluting Intraluminal Devices, Open Approach	

Appendix A
Comorbid conditions

04740D6		Dilation of Splenic Artery, Bifurcation, with Intraluminal Device, Open Approach--	
04740DZ		Dilation of Splenic Artery with Intraluminal Device, Open Approach--	
04740EZ		Dilation of Splenic Artery with Two Intraluminal Devices, Open Approach--	
04740F6		Dilation of Splenic Artery, Bifurcation, with Three Intraluminal Devices, Open Approach--	
04740FZ		Dilation of Splenic Artery with Three Intraluminal Devices, Open Approach--	
04740G6		Dilation of Splenic Artery, Bifurcation, with Four or More Intraluminal Devices, Open Approach--	
04740GZ		Dilation of Splenic Artery with Four or More Intraluminal Devices, Open Approach--	
04740Z6		Dilation of Splenic Artery, Bifurcation, Open Approach--	
04740ZZ		Dilation of Splenic Artery, Open Approach--	
047434Z		Dilation of Splenic Artery with Drug-eluting Intraluminal Device, Percutaneous Approach-eluting Intraluminal Device, Percutaneous Approach	
047435Z		Dilation of Splenic Artery with Two Drug-eluting Intraluminal Devices, Percutaneous Approach-eluting Intraluminal Devices, Percutaneous Approach	
047436Z		Dilation of Splenic Artery with Three Drug-eluting Intraluminal Devices, Percutaneous Approach-eluting Intraluminal Devices, Percutaneous Approach	
047437Z		Dilation of Splenic Artery with Four or More Drug-eluting Intraluminal Devices, Percutaneous Approach-eluting Intraluminal Devices, Percutaneous Approach	
04743D6		Dilation of Splenic Artery, Bifurcation, with Intraluminal Device, Percutaneous Approach--	
04743DZ		Dilation of Splenic Artery with Intraluminal Device, Percutaneous Approach--	
04743EZ		Dilation of Splenic Artery with Two Intraluminal Devices, Percutaneous Approach--	
04743F6		Dilation of Splenic Artery, Bifurcation, with Three Intraluminal Devices, Percutaneous Approach--	
04743FZ		Dilation of Splenic Artery with Three Intraluminal Devices, Percutaneous Approach--	
04743G6		Dilation of Splenic Artery, Bifurcation, with Four or More Intraluminal Devices, Percutaneous Approach--	
04743GZ		Dilation of Splenic Artery with Four or More Intraluminal Devices, Percutaneous Approach--	
04743Z6		Dilation of Splenic Artery, Bifurcation, Percutaneous Approach--	
04743ZZ		Dilation of Splenic Artery, Percutaneous Approach--	
047444Z		Dilation of Splenic Artery with Drug-eluting Intraluminal Device, Percutaneous Endoscopic Approach-eluting Intraluminal Device, Percutaneous Endoscopic Approach	
047445Z		Dilation of Splenic Artery with Two Drug-eluting Intraluminal Devices, Percutaneous Endoscopic Approach-eluting Intraluminal Devices, Percutaneous Endoscopic Approach	
047446Z		Dilation of Splenic Artery with Three Drug-eluting Intraluminal Devices, Percutaneous Endoscopic Approach-eluting Intraluminal Devices, Percutaneous Endoscopic Approach	

Appendix A
Comorbid conditions

047447Z		Dilation of Splenic Artery with Four or More Drug-eluting Intraluminal Devices, Percutaneous Endoscopic Approach-eluting Intraluminal Devices, Percutaneous Endoscopic Approach	
04744D6		Dilation of Splenic Artery, Bifurcation, with Intraluminal Device, Percutaneous Endoscopic Approach-	
04744DZ		Dilation of Splenic Artery with Intraluminal Device, Percutaneous Endoscopic Approach-	
04744EZ		Dilation of Splenic Artery with Two Intraluminal Devices, Percutaneous Endoscopic Approach-	
04744F6		Dilation of Splenic Artery, Bifurcation, with Three Intraluminal Devices, Percutaneous Endoscopic Approach-	
04744FZ		Dilation of Splenic Artery with Three Intraluminal Devices, Percutaneous Endoscopic Approach-	
04744G6		Dilation of Splenic Artery, Bifurcation, with Four or More Intraluminal Devices, Percutaneous Endoscopic Approach-	
04744GZ		Dilation of Splenic Artery with Four or More Intraluminal Devices, Percutaneous Endoscopic Approach-	
04744Z6		Dilation of Splenic Artery, Bifurcation, Percutaneous Endoscopic Approach-	
04744ZZ		Dilation of Splenic Artery, Percutaneous Endoscopic Approach-	
047504Z		Dilation of Superior Mesenteric Artery with Drug-eluting Intraluminal Device, Open Approach-eluting Intraluminal Device, Open Approach	
047505Z		Dilation of Superior Mesenteric Artery with Two Drug-eluting Intraluminal Devices, Open Approach-eluting Intraluminal Devices, Open Approach	
047506Z		Dilation of Superior Mesenteric Artery with Three Drug-eluting Intraluminal Devices, Open Approach-eluting Intraluminal Devices, Open Approach	
047507Z		Dilation of Superior Mesenteric Artery with Four or More Drug-eluting Intraluminal Devices, Open Approach-eluting Intraluminal Devices, Open Approach	
04750D6		Dilation of Superior Mesenteric Artery, Bifurcation, with Intraluminal Device, Open Approach-	
04750DZ		Dilation of Superior Mesenteric Artery with Intraluminal Device, Open Approach-	
04750EZ		Dilation of Superior Mesenteric Artery with Two Intraluminal Devices, Open Approach-	
04750F6		Dilation of Superior Mesenteric Artery, Bifurcation, with Three Intraluminal Devices, Open Approach-	
04750FZ		Dilation of Superior Mesenteric Artery with Three Intraluminal Devices, Open Approach-	
04750G6		Dilation of Superior Mesenteric Artery, Bifurcation, with Four or More Intraluminal Devices, Open Approach-	
04750GZ		Dilation of Superior Mesenteric Artery with Four or More Intraluminal Devices, Open Approach-	
04750Z6		Dilation of Superior Mesenteric Artery, Bifurcation, Open Approach-	
04750ZZ		Dilation of Superior Mesenteric Artery, Open Approach-	
047534Z		Dilation of Superior Mesenteric Artery with Drug-eluting Intraluminal Device, Percutaneous Approach-eluting Intraluminal Device, Percutaneous Approach	
047535Z		Dilation of Superior Mesenteric Artery with Two Drug-eluting Intraluminal Devices, Percutaneous Approach-eluting Intraluminal Devices, Percutaneous Approach	

Appendix A
Comorbid conditions

047536Z		Dilation of Superior Mesenteric Artery with Three Drug-eluting Intraluminal Devices, Percutaneous Approach-eluting Intraluminal Devices, Percutaneous Approach	
047537Z		Dilation of Superior Mesenteric Artery with Four or More Drug-eluting Intraluminal Devices, Percutaneous Approach-eluting Intraluminal Devices, Percutaneous Approach	
04753D6		Dilation of Superior Mesenteric Artery, Bifurcation, with Intraluminal Device, Percutaneous Approach--	
04753DZ		Dilation of Superior Mesenteric Artery with Intraluminal Device, Percutaneous Approach--	
04753EZ		Dilation of Superior Mesenteric Artery with Two Intraluminal Devices, Percutaneous Approach--	
04753F6		Dilation of Superior Mesenteric Artery, Bifurcation, with Three Intraluminal Devices, Percutaneous Approach--	
04753FZ		Dilation of Superior Mesenteric Artery with Three Intraluminal Devices, Percutaneous Approach--	
04753G6		Dilation of Superior Mesenteric Artery, Bifurcation, with Four or More Intraluminal Devices, Percutaneous Approach--	
04753GZ		Dilation of Superior Mesenteric Artery with Four or More Intraluminal Devices, Percutaneous Approach--	
04753Z6		Dilation of Superior Mesenteric Artery, Bifurcation, Percutaneous Approach--	
04753ZZ		Dilation of Superior Mesenteric Artery, Percutaneous Approach--	
047544Z		Dilation of Superior Mesenteric Artery with Drug-eluting Intraluminal Device, Percutaneous Endoscopic Approach-eluting Intraluminal Device, Percutaneous Endoscopic Approach	
047545Z		Dilation of Superior Mesenteric Artery with Two Drug-eluting Intraluminal Devices, Percutaneous Endoscopic Approach-eluting Intraluminal Devices, Percutaneous Endoscopic Approach	
047546Z		Dilation of Superior Mesenteric Artery with Three Drug-eluting Intraluminal Devices, Percutaneous Endoscopic Approach-eluting Intraluminal Devices, Percutaneous Endoscopic Approach	
047547Z		Dilation of Superior Mesenteric Artery with Four or More Drug-eluting Intraluminal Devices, Percutaneous Endoscopic Approach-eluting Intraluminal Devices, Percutaneous Endoscopic Approach	
04754D6		Dilation of Superior Mesenteric Artery, Bifurcation, with Intraluminal Device, Percutaneous Endoscopic Approach--	
04754DZ		Dilation of Superior Mesenteric Artery with Intraluminal Device, Percutaneous Endoscopic Approach--	
04754EZ		Dilation of Superior Mesenteric Artery with Two Intraluminal Devices, Percutaneous Endoscopic Approach--	
04754F6		Dilation of Superior Mesenteric Artery, Bifurcation, with Three Intraluminal Devices, Percutaneous Endoscopic Approach--	
04754FZ		Dilation of Superior Mesenteric Artery with Three Intraluminal Devices, Percutaneous Endoscopic Approach--	
04754G6		Dilation of Superior Mesenteric Artery, Bifurcation, with Four or More Intraluminal Devices, Percutaneous Endoscopic Approach--	
04754GZ		Dilation of Superior Mesenteric Artery with Four or More Intraluminal Devices, Percutaneous Endoscopic Approach--	
04754Z6		Dilation of Superior Mesenteric Artery, Bifurcation, Percutaneous Endoscopic Approach--	

Appendix A
Comorbid conditions

04754ZZ		Dilation of Superior Mesenteric Artery, Percutaneous Endoscopic Approach--	
047604Z		Dilation of Right Colic Artery with Drug-eluting Intraluminal Device, Open Approach-eluting Intraluminal Device, Open Approach	
047605Z		Dilation of Right Colic Artery with Two Drug-eluting Intraluminal Devices, Open Approach-eluting Intraluminal Devices, Open Approach	
047606Z		Dilation of Right Colic Artery with Three Drug-eluting Intraluminal Devices, Open Approach-eluting Intraluminal Devices, Open Approach	
047607Z		Dilation of Right Colic Artery with Four or More Drug-eluting Intraluminal Devices, Open Approach-eluting Intraluminal Devices, Open Approach	
04760D6		Dilation of Right Colic Artery, Bifurcation, with Intraluminal Device, Open Approach--	
04760DZ		Dilation of Right Colic Artery with Intraluminal Device, Open Approach--	
04760EZ		Dilation of Right Colic Artery with Two Intraluminal Devices, Open Approach--	
04760F6		Dilation of Right Colic Artery, Bifurcation, with Three Intraluminal Devices, Open Approach--	
04760FZ		Dilation of Right Colic Artery with Three Intraluminal Devices, Open Approach--	
04760G6		Dilation of Right Colic Artery, Bifurcation, with Four or More Intraluminal Devices, Open Approach--	
04760GZ		Dilation of Right Colic Artery with Four or More Intraluminal Devices, Open Approach--	
04760Z6		Dilation of Right Colic Artery, Bifurcation, Open Approach--	
04760ZZ		Dilation of Right Colic Artery, Open Approach--	
047634Z		Dilation of Right Colic Artery with Drug-eluting Intraluminal Device, Percutaneous Approach-eluting Intraluminal Device, Percutaneous Approach	
047635Z		Dilation of Right Colic Artery with Two Drug-eluting Intraluminal Devices, Percutaneous Approach-eluting Intraluminal Devices, Percutaneous Approach	
047636Z		Dilation of Right Colic Artery with Three Drug-eluting Intraluminal Devices, Percutaneous Approach-eluting Intraluminal Devices, Percutaneous Approach	
047637Z		Dilation of Right Colic Artery with Four or More Drug-eluting Intraluminal Devices, Percutaneous Approach-eluting Intraluminal Devices, Percutaneous Approach	
04763D6		Dilation of Right Colic Artery, Bifurcation, with Intraluminal Device, Percutaneous Approach--	
04763DZ		Dilation of Right Colic Artery with Intraluminal Device, Percutaneous Approach--	
04763EZ		Dilation of Right Colic Artery with Two Intraluminal Devices, Percutaneous Approach--	
04763F6		Dilation of Right Colic Artery, Bifurcation, with Three Intraluminal Devices, Percutaneous Approach--	
04763FZ		Dilation of Right Colic Artery with Three Intraluminal Devices, Percutaneous Approach--	
04763G6		Dilation of Right Colic Artery, Bifurcation, with Four or More Intraluminal Devices, Percutaneous Approach--	
04763GZ		Dilation of Right Colic Artery with Four or More Intraluminal Devices, Percutaneous Approach--	
04763Z6		Dilation of Right Colic Artery, Bifurcation, Percutaneous Approach--	
04763ZZ		Dilation of Right Colic Artery, Percutaneous Approach--	

Appendix A
Comorbid conditions

047644Z		Dilation of Right Colic Artery with Drug-eluting Intraluminal Device, Percutaneous Endoscopic Approach-eluting Intraluminal Device, Percutaneous Endoscopic Approach	
047645Z		Dilation of Right Colic Artery with Two Drug-eluting Intraluminal Devices, Percutaneous Endoscopic Approach-eluting Intraluminal Devices, Percutaneous Endoscopic Approach	
047646Z		Dilation of Right Colic Artery with Three Drug-eluting Intraluminal Devices, Percutaneous Endoscopic Approach-eluting Intraluminal Devices, Percutaneous Endoscopic Approach	
047647Z		Dilation of Right Colic Artery with Four or More Drug-eluting Intraluminal Devices, Percutaneous Endoscopic Approach-eluting Intraluminal Devices, Percutaneous Endoscopic Approach	
04764D6		Dilation of Right Colic Artery, Bifurcation, with Intraluminal Device, Percutaneous Endoscopic Approach-	
04764DZ		Dilation of Right Colic Artery with Intraluminal Device, Percutaneous Endoscopic Approach-	
04764EZ		Dilation of Right Colic Artery with Two Intraluminal Devices, Percutaneous Endoscopic Approach-	
04764F6		Dilation of Right Colic Artery, Bifurcation, with Three Intraluminal Devices, Percutaneous Endoscopic Approach-	
04764FZ		Dilation of Right Colic Artery with Three Intraluminal Devices, Percutaneous Endoscopic Approach-	
04764G6		Dilation of Right Colic Artery, Bifurcation, with Four or More Intraluminal Devices, Percutaneous Endoscopic Approach-	
04764GZ		Dilation of Right Colic Artery with Four or More Intraluminal Devices, Percutaneous Endoscopic Approach-	
04764Z6		Dilation of Right Colic Artery, Bifurcation, Percutaneous Endoscopic Approach-	
04764ZZ		Dilation of Right Colic Artery, Percutaneous Endoscopic Approach-	
047704Z		Dilation of Left Colic Artery with Drug-eluting Intraluminal Device, Open Approach-eluting Intraluminal Device, Open Approach	
047705Z		Dilation of Left Colic Artery with Two Drug-eluting Intraluminal Devices, Open Approach-eluting Intraluminal Devices, Open Approach	
047706Z		Dilation of Left Colic Artery with Three Drug-eluting Intraluminal Devices, Open Approach-eluting Intraluminal Devices, Open Approach	
047707Z		Dilation of Left Colic Artery with Four or More Drug-eluting Intraluminal Devices, Open Approach-eluting Intraluminal Devices, Open Approach	
04770D6		Dilation of Left Colic Artery, Bifurcation, with Intraluminal Device, Open Approach-	
04770DZ		Dilation of Left Colic Artery with Intraluminal Device, Open Approach-	
04770EZ		Dilation of Left Colic Artery with Two Intraluminal Devices, Open Approach-	
04770F6		Dilation of Left Colic Artery, Bifurcation, with Three Intraluminal Devices, Open Approach-	
04770FZ		Dilation of Left Colic Artery with Three Intraluminal Devices, Open Approach-	
04770G6		Dilation of Left Colic Artery, Bifurcation, with Four or More Intraluminal Devices, Open Approach-	

Appendix A
Comorbid conditions

04770GZ		Dilation of Left Colic Artery with Four or More Intraluminal Devices, Open Approach--	
04770Z6		Dilation of Left Colic Artery, Bifurcation, Open Approach--	
04770ZZ		Dilation of Left Colic Artery, Open Approach--	
047734Z		Dilation of Left Colic Artery with Drug-eluting Intraluminal Device, Percutaneous Approach-eluting Intraluminal Device, Percutaneous Approach	
047735Z		Dilation of Left Colic Artery with Two Drug-eluting Intraluminal Devices, Percutaneous Approach-eluting Intraluminal Devices, Percutaneous Approach	
047736Z		Dilation of Left Colic Artery with Three Drug-eluting Intraluminal Devices, Percutaneous Approach-eluting Intraluminal Devices, Percutaneous Approach	
047737Z		Dilation of Left Colic Artery with Four or More Drug-eluting Intraluminal Devices, Percutaneous Approach-eluting Intraluminal Devices, Percutaneous Approach	
04773D6		Dilation of Left Colic Artery, Bifurcation, with Intraluminal Device, Percutaneous Approach--	
04773DZ		Dilation of Left Colic Artery with Intraluminal Device, Percutaneous Approach--	
04773EZ		Dilation of Left Colic Artery with Two Intraluminal Devices, Percutaneous Approach--	
04773F6		Dilation of Left Colic Artery, Bifurcation, with Three Intraluminal Devices, Percutaneous Approach--	
04773FZ		Dilation of Left Colic Artery with Three Intraluminal Devices, Percutaneous Approach--	
04773G6		Dilation of Left Colic Artery, Bifurcation, with Four or More Intraluminal Devices, Percutaneous Approach--	
04773GZ		Dilation of Left Colic Artery with Four or More Intraluminal Devices, Percutaneous Approach--	
04773Z6		Dilation of Left Colic Artery, Bifurcation, Percutaneous Approach--	
04773ZZ		Dilation of Left Colic Artery, Percutaneous Approach--	
047744Z		Dilation of Left Colic Artery with Drug-eluting Intraluminal Device, Percutaneous Endoscopic Approach-eluting Intraluminal Device, Percutaneous Endoscopic Approach	
047745Z		Dilation of Left Colic Artery with Two Drug-eluting Intraluminal Devices, Percutaneous Endoscopic Approach-eluting Intraluminal Devices, Percutaneous Endoscopic Approach	
047746Z		Dilation of Left Colic Artery with Three Drug-eluting Intraluminal Devices, Percutaneous Endoscopic Approach-eluting Intraluminal Devices, Percutaneous Endoscopic Approach	
047747Z		Dilation of Left Colic Artery with Four or More Drug-eluting Intraluminal Devices, Percutaneous Endoscopic Approach-eluting Intraluminal Devices, Percutaneous Endoscopic Approach	
04774D6		Dilation of Left Colic Artery, Bifurcation, with Intraluminal Device, Percutaneous Endoscopic Approach--	
04774DZ		Dilation of Left Colic Artery with Intraluminal Device, Percutaneous Endoscopic Approach--	
04774EZ		Dilation of Left Colic Artery with Two Intraluminal Devices, Percutaneous Endoscopic Approach--	
04774F6		Dilation of Left Colic Artery, Bifurcation, with Three Intraluminal Devices, Percutaneous Endoscopic Approach--	
04774FZ		Dilation of Left Colic Artery with Three Intraluminal Devices, Percutaneous Endoscopic Approach--	

Appendix A
Comorbid conditions

04774G6		Dilation of Left Colic Artery, Bifurcation, with Four or More Intraluminal Devices, Percutaneous Endoscopic Approach--	
04774GZ		Dilation of Left Colic Artery with Four or More Intraluminal Devices, Percutaneous Endoscopic Approach--	
04774Z6		Dilation of Left Colic Artery, Bifurcation, Percutaneous Endoscopic Approach--	
04774ZZ		Dilation of Left Colic Artery, Percutaneous Endoscopic Approach--	
047804Z		Dilation of Middle Colic Artery with Drug-eluting Intraluminal Device, Open Approach-eluting Intraluminal Device, Open Approach	
047805Z		Dilation of Middle Colic Artery with Two Drug-eluting Intraluminal Devices, Open Approach-eluting Intraluminal Devices, Open Approach	
047806Z		Dilation of Middle Colic Artery with Three Drug-eluting Intraluminal Devices, Open Approach-eluting Intraluminal Devices, Open Approach	
047807Z		Dilation of Middle Colic Artery with Four or More Drug-eluting Intraluminal Devices, Open Approach-eluting Intraluminal Devices, Open Approach	
04780D6		Dilation of Middle Colic Artery, Bifurcation, with Intraluminal Device, Open Approach--	
04780DZ		Dilation of Middle Colic Artery with Intraluminal Device, Open Approach--	
04780EZ		Dilation of Middle Colic Artery with Two Intraluminal Devices, Open Approach--	
04780F6		Dilation of Middle Colic Artery, Bifurcation, with Three Intraluminal Devices, Open Approach--	
04780FZ		Dilation of Middle Colic Artery with Three Intraluminal Devices, Open Approach--	
04780G6		Dilation of Middle Colic Artery, Bifurcation, with Four or More Intraluminal Devices, Open Approach--	
04780GZ		Dilation of Middle Colic Artery with Four or More Intraluminal Devices, Open Approach--	
04780Z6		Dilation of Middle Colic Artery, Bifurcation, Open Approach--	
04780ZZ		Dilation of Middle Colic Artery, Open Approach--	
047834Z		Dilation of Middle Colic Artery with Drug-eluting Intraluminal Device, Percutaneous Approach-eluting Intraluminal Device, Percutaneous Approach	
047835Z		Dilation of Middle Colic Artery with Two Drug-eluting Intraluminal Devices, Percutaneous Approach-eluting Intraluminal Devices, Percutaneous Approach	
047836Z		Dilation of Middle Colic Artery with Three Drug-eluting Intraluminal Devices, Percutaneous Approach-eluting Intraluminal Devices, Percutaneous Approach	
047837Z		Dilation of Middle Colic Artery with Four or More Drug-eluting Intraluminal Devices, Percutaneous Approach-eluting Intraluminal Devices, Percutaneous Approach	
04783D6		Dilation of Middle Colic Artery, Bifurcation, with Intraluminal Device, Percutaneous Approach--	
04783DZ		Dilation of Middle Colic Artery with Intraluminal Device, Percutaneous Approach--	
04783EZ		Dilation of Middle Colic Artery with Two Intraluminal Devices, Percutaneous Approach--	
04783F6		Dilation of Middle Colic Artery, Bifurcation, with Three Intraluminal Devices, Percutaneous Approach--	

Appendix A
Comorbid conditions

04783FZ		Dilation of Middle Colic Artery with Three Intraluminal Devices, Percutaneous Approach--	
04783G6		Dilation of Middle Colic Artery, Bifurcation, with Four or More Intraluminal Devices, Percutaneous Approach--	
04783GZ		Dilation of Middle Colic Artery with Four or More Intraluminal Devices, Percutaneous Approach--	
04783Z6		Dilation of Middle Colic Artery, Bifurcation, Percutaneous Approach--	
04783ZZ		Dilation of Middle Colic Artery, Percutaneous Approach--	
047844Z		Dilation of Middle Colic Artery with Drug-eluting Intraluminal Device, Percutaneous Endoscopic Approach-eluting Intraluminal Device, Percutaneous Endoscopic Approach	
047845Z		Dilation of Middle Colic Artery with Two Drug-eluting Intraluminal Devices, Percutaneous Endoscopic Approach-eluting Intraluminal Devices, Percutaneous Endoscopic Approach	
047846Z		Dilation of Middle Colic Artery with Three Drug-eluting Intraluminal Devices, Percutaneous Endoscopic Approach-eluting Intraluminal Devices, Percutaneous Endoscopic Approach	
047847Z		Dilation of Middle Colic Artery with Four or More Drug-eluting Intraluminal Devices, Percutaneous Endoscopic Approach-eluting Intraluminal Devices, Percutaneous Endoscopic Approach	
04784D6		Dilation of Middle Colic Artery, Bifurcation, with Intraluminal Device, Percutaneous Endoscopic Approach--	
04784DZ		Dilation of Middle Colic Artery with Intraluminal Device, Percutaneous Endoscopic Approach--	
04784EZ		Dilation of Middle Colic Artery with Two Intraluminal Devices, Percutaneous Endoscopic Approach--	
04784F6		Dilation of Middle Colic Artery, Bifurcation, with Three Intraluminal Devices, Percutaneous Endoscopic Approach--	
04784FZ		Dilation of Middle Colic Artery with Three Intraluminal Devices, Percutaneous Endoscopic Approach--	
04784G6		Dilation of Middle Colic Artery, Bifurcation, with Four or More Intraluminal Devices, Percutaneous Endoscopic Approach--	
04784GZ		Dilation of Middle Colic Artery with Four or More Intraluminal Devices, Percutaneous Endoscopic Approach--	
04784Z6		Dilation of Middle Colic Artery, Bifurcation, Percutaneous Endoscopic Approach--	
04784ZZ		Dilation of Middle Colic Artery, Percutaneous Endoscopic Approach--	
047904Z		Dilation of Right Renal Artery with Drug-eluting Intraluminal Device, Open Approach-eluting Intraluminal Device, Open Approach	
047905Z		Dilation of Right Renal Artery with Two Drug-eluting Intraluminal Devices, Open Approach-eluting Intraluminal Devices, Open Approach	
047906Z		Dilation of Right Renal Artery with Three Drug-eluting Intraluminal Devices, Open Approach-eluting Intraluminal Devices, Open Approach	
047907Z		Dilation of Right Renal Artery with Four or More Drug-eluting Intraluminal Devices, Open Approach-eluting Intraluminal Devices, Open Approach	
04790D6		Dilation of Right Renal Artery, Bifurcation, with Intraluminal Device, Open Approach--	

Appendix A
Comorbid conditions

04790DZ		Dilation of Right Renal Artery with Intraluminal Device, Open Approach--	
04790EZ		Dilation of Right Renal Artery with Two Intraluminal Devices, Open Approach--	
04790F6		Dilation of Right Renal Artery, Bifurcation, with Three Intraluminal Devices, Open Approach--	
04790FZ		Dilation of Right Renal Artery with Three Intraluminal Devices, Open Approach--	
04790G6		Dilation of Right Renal Artery, Bifurcation, with Four or More Intraluminal Devices, Open Approach--	
04790GZ		Dilation of Right Renal Artery with Four or More Intraluminal Devices, Open Approach--	
04790Z6		Dilation of Right Renal Artery, Bifurcation, Open Approach--	
04790ZZ		Dilation of Right Renal Artery, Open Approach--	
047934Z		Dilation of Right Renal Artery with Drug-eluting Intraluminal Device, Percutaneous Approach-eluting Intraluminal Device, Percutaneous Approach	
047935Z		Dilation of Right Renal Artery with Two Drug-eluting Intraluminal Devices, Percutaneous Approach-eluting Intraluminal Devices, Percutaneous Approach	
047936Z		Dilation of Right Renal Artery with Three Drug-eluting Intraluminal Devices, Percutaneous Approach-eluting Intraluminal Devices, Percutaneous Approach	
047937Z		Dilation of Right Renal Artery with Four or More Drug-eluting Intraluminal Devices, Percutaneous Approach-eluting Intraluminal Devices, Percutaneous Approach	
04793D6		Dilation of Right Renal Artery, Bifurcation, with Intraluminal Device, Percutaneous Approach--	
04793DZ		Dilation of Right Renal Artery with Intraluminal Device, Percutaneous Approach--	
04793EZ		Dilation of Right Renal Artery with Two Intraluminal Devices, Percutaneous Approach--	
04793F6		Dilation of Right Renal Artery, Bifurcation, with Three Intraluminal Devices, Percutaneous Approach--	
04793FZ		Dilation of Right Renal Artery with Three Intraluminal Devices, Percutaneous Approach--	
04793G6		Dilation of Right Renal Artery, Bifurcation, with Four or More Intraluminal Devices, Percutaneous Approach--	
04793GZ		Dilation of Right Renal Artery with Four or More Intraluminal Devices, Percutaneous Approach--	
04793Z6		Dilation of Right Renal Artery, Bifurcation, Percutaneous Approach--	
04793ZZ		Dilation of Right Renal Artery, Percutaneous Approach--	
047944Z		Dilation of Right Renal Artery with Drug-eluting Intraluminal Device, Percutaneous Endoscopic Approach-eluting Intraluminal Device, Percutaneous Endoscopic Approach	
047945Z		Dilation of Right Renal Artery with Two Drug-eluting Intraluminal Devices, Percutaneous Endoscopic Approach-eluting Intraluminal Devices, Percutaneous Endoscopic Approach	
047946Z		Dilation of Right Renal Artery with Three Drug-eluting Intraluminal Devices, Percutaneous Endoscopic Approach-eluting Intraluminal Devices, Percutaneous Endoscopic Approach	
047947Z		Dilation of Right Renal Artery with Four or More Drug-eluting Intraluminal Devices, Percutaneous Endoscopic Approach-eluting Intraluminal Devices, Percutaneous Endoscopic Approach	

Appendix A
Comorbid conditions

04794D6		Dilation of Right Renal Artery, Bifurcation, with Intraluminal Device, Percutaneous Endoscopic Approach--	
04794DZ		Dilation of Right Renal Artery with Intraluminal Device, Percutaneous Endoscopic Approach--	
04794EZ		Dilation of Right Renal Artery with Two Intraluminal Devices, Percutaneous Endoscopic Approach--	
04794F6		Dilation of Right Renal Artery, Bifurcation, with Three Intraluminal Devices, Percutaneous Endoscopic Approach--	
04794FZ		Dilation of Right Renal Artery with Three Intraluminal Devices, Percutaneous Endoscopic Approach--	
04794G6		Dilation of Right Renal Artery, Bifurcation, with Four or More Intraluminal Devices, Percutaneous Endoscopic Approach--	
04794GZ		Dilation of Right Renal Artery with Four or More Intraluminal Devices, Percutaneous Endoscopic Approach--	
04794Z6		Dilation of Right Renal Artery, Bifurcation, Percutaneous Endoscopic Approach--	
04794ZZ		Dilation of Right Renal Artery, Percutaneous Endoscopic Approach--	
047A046		Dilation of Left Renal Artery, Bifurcation, with Drug-eluting Intraluminal Device, Open Approach-eluting Intraluminal Device, Open Approach	
047A04Z		Dilation of Left Renal Artery with Drug-eluting Intraluminal Device, Open Approach-eluting Intraluminal Device, Open Approach	
047A056		Dilation of Left Renal Artery, Bifurcation, with Two Drug-eluting Intraluminal Devices, Open Approach-eluting Intraluminal Devices, Open Approach	
047A05Z		Dilation of Left Renal Artery with Two Drug-eluting Intraluminal Devices, Open Approach-eluting Intraluminal Devices, Open Approach	
047A066		Dilation of Left Renal Artery, Bifurcation, with Three Drug-eluting Intraluminal Devices, Open Approach-eluting Intraluminal Devices, Open Approach	
047A06Z		Dilation of Left Renal Artery with Three Drug-eluting Intraluminal Devices, Open Approach-eluting Intraluminal Devices, Open Approach	
047A076		Dilation of Left Renal Artery, Bifurcation, with Four or More Drug-eluting Intraluminal Devices, Open Approach-eluting Intraluminal Devices, Open Approach	
047A07Z		Dilation of Left Renal Artery with Four or More Drug-eluting Intraluminal Devices, Open Approach-eluting Intraluminal Devices, Open Approach	
047A0D6		Dilation of Left Renal Artery, Bifurcation, with Intraluminal Device, Open Approach--	
047A0DZ		Dilation of Left Renal Artery with Intraluminal Device, Open Approach--	
047A0E6		Dilation of Left Renal Artery, Bifurcation, with Two Intraluminal Devices, Open Approach--	
047A0EZ		Dilation of Left Renal Artery with Two Intraluminal Devices, Open Approach--	
047A0F6		Dilation of Left Renal Artery, Bifurcation, with Three Intraluminal Devices, Open Approach--	
047A0FZ		Dilation of Left Renal Artery with Three Intraluminal Devices, Open Approach--	
047A0G6		Dilation of Left Renal Artery, Bifurcation, with Four or More Intraluminal Devices, Open Approach--	
047A0GZ		Dilation of Left Renal Artery with Four or More Intraluminal Devices, Open Approach--	

Appendix A
Comorbid conditions

047A0Z6		Dilation of Left Renal Artery, Bifurcation, Open Approach--	
047A0ZZ		Dilation of Left Renal Artery, Open Approach--	
047A346		Dilation of Left Renal Artery, Bifurcation, with Drug-eluting Intraluminal Device, Percutaneous Approach-eluting Intraluminal Device, Percutaneous Approach	
047A34Z		Dilation of Left Renal Artery with Drug-eluting Intraluminal Device, Percutaneous Approach-eluting Intraluminal Device, Percutaneous Approach	
047A356		Dilation of Left Renal Artery, Bifurcation, with Two Drug-eluting Intraluminal Devices, Percutaneous Approach-eluting Intraluminal Devices, Percutaneous Approach	
047A35Z		Dilation of Left Renal Artery with Two Drug-eluting Intraluminal Devices, Percutaneous Approach-eluting Intraluminal Devices, Percutaneous Approach	
047A366		Dilation of Left Renal Artery, Bifurcation, with Three Drug-eluting Intraluminal Devices, Percutaneous Approach-eluting Intraluminal Devices, Percutaneous Approach	
047A36Z		Dilation of Left Renal Artery with Three Drug-eluting Intraluminal Devices, Percutaneous Approach-eluting Intraluminal Devices, Percutaneous Approach	
047A376		Dilation of Left Renal Artery, Bifurcation, with Four or More Drug-eluting Intraluminal Devices, Percutaneous Approach-eluting Intraluminal Devices, Percutaneous Approach	
047A37Z		Dilation of Left Renal Artery with Four or More Drug-eluting Intraluminal Devices, Percutaneous Approach-eluting Intraluminal Devices, Percutaneous Approach	
047A3D6		Dilation of Left Renal Artery, Bifurcation, with Intraluminal Device, Percutaneous Approach--	
047A3DZ		Dilation of Left Renal Artery with Intraluminal Device, Percutaneous Approach--	
047A3E6		Dilation of Left Renal Artery, Bifurcation, with Two Intraluminal Devices, Percutaneous Approach--	
047A3EZ		Dilation of Left Renal Artery with Two Intraluminal Devices, Percutaneous Approach--	
047A3F6		Dilation of Left Renal Artery, Bifurcation, with Three Intraluminal Devices, Percutaneous Approach--	
047A3FZ		Dilation of Left Renal Artery with Three Intraluminal Devices, Percutaneous Approach--	
047A3G6		Dilation of Left Renal Artery, Bifurcation, with Four or More Intraluminal Devices, Percutaneous Approach--	
047A3GZ		Dilation of Left Renal Artery with Four or More Intraluminal Devices, Percutaneous Approach--	
047A3Z6		Dilation of Left Renal Artery, Bifurcation, Percutaneous Approach--	
047A3ZZ		Dilation of Left Renal Artery, Percutaneous Approach--	
047A446		Dilation of Left Renal Artery, Bifurcation, with Drug-eluting Intraluminal Device, Percutaneous Endoscopic Approach-eluting Intraluminal Device, Percutaneous Endoscopic Approach	
047A44Z		Dilation of Left Renal Artery with Drug-eluting Intraluminal Device, Percutaneous Endoscopic Approach-eluting Intraluminal Device, Percutaneous Endoscopic Approach	
047A456		Dilation of Left Renal Artery, Bifurcation, with Two Drug-eluting Intraluminal Devices, Percutaneous Endoscopic Approach-eluting Intraluminal Devices, Percutaneous Endoscopic Approach	

Appendix A
Comorbid conditions

047A45Z		Dilation of Left Renal Artery with Two Drug-eluting Intraluminal Devices, Percutaneous Endoscopic Approach-eluting Intraluminal Devices, Percutaneous Endoscopic Approach	
047A466		Dilation of Left Renal Artery, Bifurcation, with Three Drug-eluting Intraluminal Devices, Percutaneous Endoscopic Approach-eluting Intraluminal Devices, Percutaneous Endoscopic Approach	
047A46Z		Dilation of Left Renal Artery with Three Drug-eluting Intraluminal Devices, Percutaneous Endoscopic Approach-eluting Intraluminal Devices, Percutaneous Endoscopic Approach	
047A476		Dilation of Left Renal Artery, Bifurcation, with Four or More Drug-eluting Intraluminal Devices, Percutaneous Endoscopic Approach-eluting Intraluminal Devices, Percutaneous Endoscopic Approach	
047A47Z		Dilation of Left Renal Artery with Four or More Drug-eluting Intraluminal Devices, Percutaneous Endoscopic Approach-eluting Intraluminal Devices, Percutaneous Endoscopic Approach	
047A4D6		Dilation of Left Renal Artery, Bifurcation, with Intraluminal Device, Percutaneous Endoscopic Approach-	
047A4DZ		Dilation of Left Renal Artery with Intraluminal Device, Percutaneous Endoscopic Approach-	
047A4E6		Dilation of Left Renal Artery, Bifurcation, with Two Intraluminal Devices, Percutaneous Endoscopic Approach-	
047A4EZ		Dilation of Left Renal Artery with Two Intraluminal Devices, Percutaneous Endoscopic Approach-	
047A4F6		Dilation of Left Renal Artery, Bifurcation, with Three Intraluminal Devices, Percutaneous Endoscopic Approach-	
047A4FZ		Dilation of Left Renal Artery with Three Intraluminal Devices, Percutaneous Endoscopic Approach-	
047A4G6		Dilation of Left Renal Artery, Bifurcation, with Four or More Intraluminal Devices, Percutaneous Endoscopic Approach-	
047A4GZ		Dilation of Left Renal Artery with Four or More Intraluminal Devices, Percutaneous Endoscopic Approach-	
047A4Z6		Dilation of Left Renal Artery, Bifurcation, Percutaneous Endoscopic Approach-	
047A4ZZ		Dilation of Left Renal Artery, Percutaneous Endoscopic Approach-	
047B046		Dilation of Inferior Mesenteric Artery, Bifurcation, with Drug-eluting Intraluminal Device, Open Approach-eluting Intraluminal Device, Open Approach	
047B04Z		Dilation of Inferior Mesenteric Artery with Drug-eluting Intraluminal Device, Open Approach-eluting Intraluminal Device, Open Approach	
047B056		Dilation of Inferior Mesenteric Artery, Bifurcation, with Two Drug-eluting Intraluminal Devices, Open Approach-eluting Intraluminal Devices, Open Approach	
047B05Z		Dilation of Inferior Mesenteric Artery with Two Drug-eluting Intraluminal Devices, Open Approach-eluting Intraluminal Devices, Open Approach	
047B066		Dilation of Inferior Mesenteric Artery, Bifurcation, with Three Drug-eluting Intraluminal Devices, Open Approach-eluting Intraluminal Devices, Open Approach	
047B06Z		Dilation of Inferior Mesenteric Artery with Three Drug-eluting Intraluminal Devices, Open Approach-eluting Intraluminal Devices, Open Approach	

Appendix A
Comorbid conditions

047B076		Dilation of Inferior Mesenteric Artery, Bifurcation, with Four or More Drug-eluting Intraluminal Devices, Open Approach-eluting Intraluminal Devices, Open Approach	
047B07Z		Dilation of Inferior Mesenteric Artery with Four or More Drug-eluting Intraluminal Devices, Open Approach-eluting Intraluminal Devices, Open Approach	
047B0D6		Dilation of Inferior Mesenteric Artery, Bifurcation, with Intraluminal Device, Open Approach-	
047B0DZ		Dilation of Inferior Mesenteric Artery with Intraluminal Device, Open Approach-	
047B0E6		Dilation of Inferior Mesenteric Artery, Bifurcation, with Two Intraluminal Devices, Open Approach-	
047B0EZ		Dilation of Inferior Mesenteric Artery with Two Intraluminal Devices, Open Approach-	
047B0F6		Dilation of Inferior Mesenteric Artery, Bifurcation, with Three Intraluminal Devices, Open Approach-	
047B0FZ		Dilation of Inferior Mesenteric Artery with Three Intraluminal Devices, Open Approach-	
047B0G6		Dilation of Inferior Mesenteric Artery, Bifurcation, with Four or More Intraluminal Devices, Open Approach-	
047B0GZ		Dilation of Inferior Mesenteric Artery with Four or More Intraluminal Devices, Open Approach-	
047B0Z6		Dilation of Inferior Mesenteric Artery, Bifurcation, Open Approach-	
047B0ZZ		Dilation of Inferior Mesenteric Artery, Open Approach-	
047B346		Dilation of Inferior Mesenteric Artery, Bifurcation, with Drug-eluting Intraluminal Device, Percutaneous Approach-eluting Intraluminal Device, Percutaneous Approach	
047B34Z		Dilation of Inferior Mesenteric Artery with Drug-eluting Intraluminal Device, Percutaneous Approach-eluting Intraluminal Device, Percutaneous Approach	
047B356		Dilation of Inferior Mesenteric Artery, Bifurcation, with Two Drug-eluting Intraluminal Devices, Percutaneous Approach-eluting Intraluminal Devices, Percutaneous Approach	
047B35Z		Dilation of Inferior Mesenteric Artery with Two Drug-eluting Intraluminal Devices, Percutaneous Approach-eluting Intraluminal Devices, Percutaneous Approach	
047B366		Dilation of Inferior Mesenteric Artery, Bifurcation, with Three Drug-eluting Intraluminal Devices, Percutaneous Approach-eluting Intraluminal Devices, Percutaneous Approach	
047B36Z		Dilation of Inferior Mesenteric Artery with Three Drug-eluting Intraluminal Devices, Percutaneous Approach-eluting Intraluminal Devices, Percutaneous Approach	
047B376		Dilation of Inferior Mesenteric Artery, Bifurcation, with Four or More Drug-eluting Intraluminal Devices, Percutaneous Approach-eluting Intraluminal Devices, Percutaneous Approach	
047B37Z		Dilation of Inferior Mesenteric Artery with Four or More Drug-eluting Intraluminal Devices, Percutaneous Approach-eluting Intraluminal Devices, Percutaneous Approach	
047B3D6		Dilation of Inferior Mesenteric Artery, Bifurcation, with Intraluminal Device, Percutaneous Approach-	
047B3DZ		Dilation of Inferior Mesenteric Artery with Intraluminal Device, Percutaneous Approach-	
047B3E6		Dilation of Inferior Mesenteric Artery, Bifurcation, with Two Intraluminal Devices, Percutaneous Approach-	

Appendix A
Comorbid conditions

047B3EZ		Dilation of Inferior Mesenteric Artery with Two Intraluminal Devices, Percutaneous Approach–	
047B3F6		Dilation of Inferior Mesenteric Artery, Bifurcation, with Three Intraluminal Devices, Percutaneous Approach–	
047B3FZ		Dilation of Inferior Mesenteric Artery with Three Intraluminal Devices, Percutaneous Approach–	
047B3G6		Dilation of Inferior Mesenteric Artery, Bifurcation, with Four or More Intraluminal Devices, Percutaneous Approach–	
047B3GZ		Dilation of Inferior Mesenteric Artery with Four or More Intraluminal Devices, Percutaneous Approach–	
047B3Z6		Dilation of Inferior Mesenteric Artery, Bifurcation, Percutaneous Approach–	
047B3ZZ		Dilation of Inferior Mesenteric Artery, Percutaneous Approach–	
047B446		Dilation of Inferior Mesenteric Artery, Bifurcation, with Drug-eluting Intraluminal Device, Percutaneous Endoscopic Approach-eluting Intraluminal Device, Percutaneous Endoscopic Approach	
047B44Z		Dilation of Inferior Mesenteric Artery with Drug-eluting Intraluminal Device, Percutaneous Endoscopic Approach-eluting Intraluminal Device, Percutaneous Endoscopic Approach	
047B456		Dilation of Inferior Mesenteric Artery, Bifurcation, with Two Drug-eluting Intraluminal Devices, Percutaneous Endoscopic Approach-eluting Intraluminal Devices, Percutaneous Endoscopic Approach	
047B45Z		Dilation of Inferior Mesenteric Artery with Two Drug-eluting Intraluminal Devices, Percutaneous Endoscopic Approach-eluting Intraluminal Devices, Percutaneous Endoscopic Approach	
047B466		Dilation of Inferior Mesenteric Artery, Bifurcation, with Three Drug-eluting Intraluminal Devices, Percutaneous Endoscopic Approach-eluting Intraluminal Devices, Percutaneous Endoscopic Approach	
047B46Z		Dilation of Inferior Mesenteric Artery with Three Drug-eluting Intraluminal Devices, Percutaneous Endoscopic Approach-eluting Intraluminal Devices, Percutaneous Endoscopic Approach	
047B476		Dilation of Inferior Mesenteric Artery, Bifurcation, with Four or More Drug-eluting Intraluminal Devices, Percutaneous Endoscopic Approach-eluting Intraluminal Devices, Percutaneous Endoscopic Approach	
047B47Z		Dilation of Inferior Mesenteric Artery with Four or More Drug-eluting Intraluminal Devices, Percutaneous Endoscopic Approach-eluting Intraluminal Devices, Percutaneous Endoscopic Approach	
047B4D6		Dilation of Inferior Mesenteric Artery, Bifurcation, with Intraluminal Device, Percutaneous Endoscopic Approach–	
047B4DZ		Dilation of Inferior Mesenteric Artery with Intraluminal Device, Percutaneous Endoscopic Approach–	
047B4E6		Dilation of Inferior Mesenteric Artery, Bifurcation, with Two Intraluminal Devices, Percutaneous Endoscopic Approach–	
047B4EZ		Dilation of Inferior Mesenteric Artery with Two Intraluminal Devices, Percutaneous Endoscopic Approach–	
047B4F6		Dilation of Inferior Mesenteric Artery, Bifurcation, with Three Intraluminal Devices, Percutaneous Endoscopic Approach–	

Appendix A
Comorbid conditions

047B4FZ		Dilation of Inferior Mesenteric Artery with Three Intraluminal Devices, Percutaneous Endoscopic Approach–	
047B4G6		Dilation of Inferior Mesenteric Artery, Bifurcation, with Four or More Intraluminal Devices, Percutaneous Endoscopic Approach–	
047B4GZ		Dilation of Inferior Mesenteric Artery with Four or More Intraluminal Devices, Percutaneous Endoscopic Approach–	
047B4Z6		Dilation of Inferior Mesenteric Artery, Bifurcation, Percutaneous Endoscopic Approach–	
047B4ZZ		Dilation of Inferior Mesenteric Artery, Percutaneous Endoscopic Approach–	
047C046		Dilation of Right Common Iliac Artery, Bifurcation, with Drug eluting Intraluminal Device, Open Approach-eluting Intraluminal Device, Open Approach	
047C04Z		Dilation of Right Common Iliac Artery with Drug-eluting Intraluminal Device, Open Approach-eluting Intraluminal Device, Open Approach	
047C056		Dilation of Right Common Iliac Artery, Bifurcation, with Two Drug-eluting Intraluminal Devices, Open Approach-eluting Intraluminal Devices, Open Approach	
047C05Z		Dilation of Right Common Iliac Artery with Two Drug-eluting Intraluminal Devices, Open Approach-eluting Intraluminal Devices, Open Approach	
047C066		Dilation of Right Common Iliac Artery, Bifurcation, with Three Drug-eluting Intraluminal Devices, Open Approach-eluting Intraluminal Devices, Open Approach	
047C06Z		Dilation of Right Common Iliac Artery with Three Drug-eluting Intraluminal Devices, Open Approach-eluting Intraluminal Devices, Open Approach	
047C076		Dilation of Right Common Iliac Artery, Bifurcation, with Four or More Drug-eluting Intraluminal Devices, Open Approach-eluting Intraluminal Devices, Open Approach	
047C07Z		Dilation of Right Common Iliac Artery with Four or More Drug-eluting Intraluminal Devices, Open Approach-eluting Intraluminal Devices, Open Approach	
047C0D6		Dilation of Right Common Iliac Artery, Bifurcation, with Intraluminal Device, Open Approach–	
047C0DZ		Dilation of Right Common Iliac Artery with Intraluminal Device, Open Approach–	
047C0E6		Dilation of Right Common Iliac Artery, Bifurcation, with Two Intraluminal Devices, Open Approach–	
047C0EZ		Dilation of Right Common Iliac Artery with Two Intraluminal Devices, Open Approach–	
047C0F6		Dilation of Right Common Iliac Artery, Bifurcation, with Three Intraluminal Devices, Open Approach–	
047C0FZ		Dilation of Right Common Iliac Artery with Three Intraluminal Devices, Open Approach–	
047C0G6		Dilation of Right Common Iliac Artery, Bifurcation, with Four or More Intraluminal Devices, Open Approach–	
047C0GZ		Dilation of Right Common Iliac Artery with Four or More Intraluminal Devices, Open Approach–	
047C0Z6		Dilation of Right Common Iliac Artery, Bifurcation, Open Approach–	
047C0ZZ		Dilation of Right Common Iliac Artery, Open Approach–	
047C346		Dilation of Right Common Iliac Artery, Bifurcation, with Drug eluting Intraluminal Device, Percutaneous Approach-eluting Intraluminal Device, Percutaneous Approach	

Appendix A
Comorbid conditions

047C34Z		Dilation of Right Common Iliac Artery with Drug-eluting Intraluminal Device, Percutaneous Approach-eluting Intraluminal Device, Percutaneous Approach	
047C356		Dilation of Right Common Iliac Artery, Bifurcation, with Two Drug-eluting Intraluminal Devices, Percutaneous Approach-eluting Intraluminal Devices, Percutaneous Approach	
047C35Z		Dilation of Right Common Iliac Artery with Two Drug-eluting Intraluminal Devices, Percutaneous Approach-eluting Intraluminal Devices, Percutaneous Approach	
047C366		Dilation of Right Common Iliac Artery, Bifurcation, with Three Drug-eluting Intraluminal Devices, Percutaneous Approach-eluting Intraluminal Devices, Percutaneous Approach	
047C36Z		Dilation of Right Common Iliac Artery with Three Drug-eluting Intraluminal Devices, Percutaneous Approach-eluting Intraluminal Devices, Percutaneous Approach	
047C376		Dilation of Right Common Iliac Artery, Bifurcation, with Four or More Drug-eluting Intraluminal Devices, Percutaneous Approach-eluting Intraluminal Devices, Percutaneous Approach	
047C37Z		Dilation of Right Common Iliac Artery with Four or More Drug-eluting Intraluminal Devices, Percutaneous Approach-eluting Intraluminal Devices, Percutaneous Approach	
047C3D6		Dilation of Right Common Iliac Artery, Bifurcation, with Intraluminal Device, Percutaneous Approach--	
047C3DZ		Dilation of Right Common Iliac Artery with Intraluminal Device, Percutaneous Approach--	
047C3E6		Dilation of Right Common Iliac Artery, Bifurcation, with Two Intraluminal Devices, Percutaneous Approach--	
047C3EZ		Dilation of Right Common Iliac Artery with Two Intraluminal Devices, Percutaneous Approach--	
047C3F6		Dilation of Right Common Iliac Artery, Bifurcation, with Three Intraluminal Devices, Percutaneous Approach--	
047C3FZ		Dilation of Right Common Iliac Artery with Three Intraluminal Devices, Percutaneous Approach--	
047C3G6		Dilation of Right Common Iliac Artery, Bifurcation, with Four or More Intraluminal Devices, Percutaneous Approach--	
047C3GZ		Dilation of Right Common Iliac Artery with Four or More Intraluminal Devices, Percutaneous Approach--	
047C3Z6		Dilation of Right Common Iliac Artery, Bifurcation, Percutaneous Approach--	
047C3ZZ		Dilation of Right Common Iliac Artery, Percutaneous Approach--	
047C446		Dilation of Right Common Iliac Artery, Bifurcation, with Drug eluting Intraluminal Device, Percutaneous Endoscopic Approach-eluting Intraluminal Device, Percutaneous Endoscopic Approach	
047C44Z		Dilation of Right Common Iliac Artery with Drug-eluting Intraluminal Device, Percutaneous Endoscopic Approach-eluting Intraluminal Device, Percutaneous Endoscopic Approach	
047C456		Dilation of Right Common Iliac Artery, Bifurcation, with Two Drug-eluting Intraluminal Devices, Percutaneous Endoscopic Approach-eluting Intraluminal Devices, Percutaneous Endoscopic Approach	

Appendix A
Comorbid conditions

047C45Z		Dilation of Right Common Iliac Artery with Two Drug-eluting Intraluminal Devices, Percutaneous Endoscopic Approach-eluting Intraluminal Devices, Percutaneous Endoscopic Approach	
047C466		Dilation of Right Common Iliac Artery, Bifurcation, with Three Drug-eluting Intraluminal Devices, Percutaneous Endoscopic Approach-eluting Intraluminal Devices, Percutaneous Endoscopic Approach	
047C46Z		Dilation of Right Common Iliac Artery with Three Drug-eluting Intraluminal Devices, Percutaneous Endoscopic Approach-eluting Intraluminal Devices, Percutaneous Endoscopic Approach	
047C476		Dilation of Right Common Iliac Artery, Bifurcation, with Four or More Drug-eluting Intraluminal Devices, Percutaneous Endoscopic Approach-eluting Intraluminal Devices, Percutaneous Endoscopic Approach	
047C47Z		Dilation of Right Common Iliac Artery with Four or More Drug-eluting Intraluminal Devices, Percutaneous Endoscopic Approach-eluting Intraluminal Devices, Percutaneous Endoscopic Approach	
047C4D6		Dilation of Right Common Iliac Artery, Bifurcation, with Intraluminal Device, Percutaneous Endoscopic Approach-	
047C4DZ		Dilation of Right Common Iliac Artery with Intraluminal Device, Percutaneous Endoscopic Approach-	
047C4E6		Dilation of Right Common Iliac Artery, Bifurcation, with Two Intraluminal Devices, Percutaneous Endoscopic Approach-	
047C4EZ		Dilation of Right Common Iliac Artery with Two Intraluminal Devices, Percutaneous Endoscopic Approach-	
047C4F6		Dilation of Right Common Iliac Artery, Bifurcation, with Three Intraluminal Devices, Percutaneous Endoscopic Approach-	
047C4FZ		Dilation of Right Common Iliac Artery with Three Intraluminal Devices, Percutaneous Endoscopic Approach-	
047C4G6		Dilation of Right Common Iliac Artery, Bifurcation, with Four or More Intraluminal Devices, Percutaneous Endoscopic Approach-	
047C4GZ		Dilation of Right Common Iliac Artery with Four or More Intraluminal Devices, Percutaneous Endoscopic Approach-	
047C4Z6		Dilation of Right Common Iliac Artery, Bifurcation, Percutaneous Endoscopic Approach-	
047C4ZZ		Dilation of Right Common Iliac Artery, Percutaneous Endoscopic Approach-	
047D046		Dilation of Left Common Iliac Artery, Bifurcation, with Drug-eluting Intraluminal Device, Open Approach-eluting Intraluminal Device, Open Approach	
047D04Z		Dilation of Left Common Iliac Artery with Drug-eluting Intraluminal Device, Open Approach-eluting Intraluminal Device, Open Approach	
047D056		Dilation of Left Common Iliac Artery, Bifurcation, with Two Drug-eluting Intraluminal Devices, Open Approach-eluting Intraluminal Devices, Open Approach	
047D05Z		Dilation of Left Common Iliac Artery with Two Drug-eluting Intraluminal Devices, Open Approach-eluting Intraluminal Devices, Open Approach	
047D066		Dilation of Left Common Iliac Artery, Bifurcation, with Three Drug-eluting Intraluminal Devices, Open Approach-eluting Intraluminal Devices, Open Approach	

Appendix A
Comorbid conditions

047D06Z		Dilation of Left Common Iliac Artery with Three Drug-eluting Intraluminal Devices, Open Approach-eluting Intraluminal Devices, Open Approach	
047D076		Dilation of Left Common Iliac Artery, Bifurcation, with Four or More Drug-eluting Intraluminal Devices, Open Approach-eluting Intraluminal Devices, Open Approach	
047D07Z		Dilation of Left Common Iliac Artery with Four or More Drug-eluting Intraluminal Devices, Open Approach-eluting Intraluminal Devices, Open Approach	
047D0D6		Dilation of Left Common Iliac Artery, Bifurcation, with Intraluminal Device, Open Approach-	
047D0DZ		Dilation of Left Common Iliac Artery with Intraluminal Device, Open Approach-	
047D0E6		Dilation of Left Common Iliac Artery, Bifurcation, with Two Intraluminal Devices, Open Approach-	
047D0EZ		Dilation of Left Common Iliac Artery with Two Intraluminal Devices, Open Approach-	
047D0F6		Dilation of Left Common Iliac Artery, Bifurcation, with Three Intraluminal Devices, Open Approach-	
047D0FZ		Dilation of Left Common Iliac Artery with Three Intraluminal Devices, Open Approach-	
047D0G6		Dilation of Left Common Iliac Artery, Bifurcation, with Four or More Intraluminal Devices, Open Approach-	
047D0GZ		Dilation of Left Common Iliac Artery with Four or More Intraluminal Devices, Open Approach-	
047D0Z6		Dilation of Left Common Iliac Artery, Bifurcation, Open Approach-	
047D0ZZ		Dilation of Left Common Iliac Artery, Open Approach-	
047D346		Dilation of Left Common Iliac Artery, Bifurcation, with Drug-eluting Intraluminal Device, Percutaneous Approach-eluting Intraluminal Device, Percutaneous Approach	
047D34Z		Dilation of Left Common Iliac Artery with Drug-eluting Intraluminal Device, Percutaneous Approach-eluting Intraluminal Device, Percutaneous Approach	
047D356		Dilation of Left Common Iliac Artery, Bifurcation, with Two Drug-eluting Intraluminal Devices, Percutaneous Approach-eluting Intraluminal Devices, Percutaneous Approach	
047D35Z		Dilation of Left Common Iliac Artery with Two Drug-eluting Intraluminal Devices, Percutaneous Approach-eluting Intraluminal Devices, Percutaneous Approach	
047D366		Dilation of Left Common Iliac Artery, Bifurcation, with Three Drug-eluting Intraluminal Devices, Percutaneous Approach-eluting Intraluminal Devices, Percutaneous Approach	
047D36Z		Dilation of Left Common Iliac Artery with Three Drug-eluting Intraluminal Devices, Percutaneous Approach-eluting Intraluminal Devices, Percutaneous Approach	
047D376		Dilation of Left Common Iliac Artery, Bifurcation, with Four or More Drug-eluting Intraluminal Devices, Percutaneous Approach-eluting Intraluminal Devices, Percutaneous Approach	
047D37Z		Dilation of Left Common Iliac Artery with Four or More Drug-eluting Intraluminal Devices, Percutaneous Approach-eluting Intraluminal Devices, Percutaneous Approach	
047D3D6		Dilation of Left Common Iliac Artery, Bifurcation, with Intraluminal Device, Percutaneous Approach-	
047D3DZ		Dilation of Left Common Iliac Artery with Intraluminal Device, Percutaneous Approach-	

Appendix A
Comorbid conditions

047D3E6		Dilation of Left Common Iliac Artery, Bifurcation, with Two Intraluminal Devices, Percutaneous Approach-	
047D3EZ		Dilation of Left Common Iliac Artery with Two Intraluminal Devices, Percutaneous Approach-	
047D3F6		Dilation of Left Common Iliac Artery, Bifurcation, with Three Intraluminal Devices, Percutaneous Approach-	
047D3FZ		Dilation of Left Common Iliac Artery with Three Intraluminal Devices, Percutaneous Approach-	
047D3G6		Dilation of Left Common Iliac Artery, Bifurcation, with Four or More Intraluminal Devices, Percutaneous Approach-	
047D3GZ		Dilation of Left Common Iliac Artery with Four or More Intraluminal Devices, Percutaneous Approach-	
047D3Z6		Dilation of Left Common Iliac Artery, Bifurcation, Percutaneous Approach-	
047D3ZZ		Dilation of Left Common Iliac Artery, Percutaneous Approach-	
047D446		Dilation of Left Common Iliac Artery, Bifurcation, with Drug-eluting Intraluminal Device, Percutaneous Endoscopic Approach-eluting Intraluminal Device, Percutaneous Endoscopic Approach	
047D44Z		Dilation of Left Common Iliac Artery with Drug-eluting Intraluminal Device, Percutaneous Endoscopic Approach-eluting Intraluminal Device, Percutaneous Endoscopic Approach	
047D456		Dilation of Left Common Iliac Artery, Bifurcation, with Two Drug-eluting Intraluminal Devices, Percutaneous Endoscopic Approach-eluting Intraluminal Devices, Percutaneous Endoscopic Approach	
047D45Z		Dilation of Left Common Iliac Artery with Two Drug-eluting Intraluminal Devices, Percutaneous Endoscopic Approach-eluting Intraluminal Devices, Percutaneous Endoscopic Approach	
047D466		Dilation of Left Common Iliac Artery, Bifurcation, with Three Drug-eluting Intraluminal Devices, Percutaneous Endoscopic Approach-eluting Intraluminal Devices, Percutaneous Endoscopic Approach	
047D46Z		Dilation of Left Common Iliac Artery with Three Drug-eluting Intraluminal Devices, Percutaneous Endoscopic Approach-eluting Intraluminal Devices, Percutaneous Endoscopic Approach	
047D476		Dilation of Left Common Iliac Artery, Bifurcation, with Four or More Drug-eluting Intraluminal Devices, Percutaneous Endoscopic Approach-eluting Intraluminal Devices, Percutaneous Endoscopic Approach	
047D47Z		Dilation of Left Common Iliac Artery with Four or More Drug-eluting Intraluminal Devices, Percutaneous Endoscopic Approach-eluting Intraluminal Devices, Percutaneous Endoscopic Approach	
047D4D6		Dilation of Left Common Iliac Artery, Bifurcation, with Intraluminal Device, Percutaneous Endoscopic Approach-	
047D4DZ		Dilation of Left Common Iliac Artery with Intraluminal Device, Percutaneous Endoscopic Approach-	
047D4E6		Dilation of Left Common Iliac Artery, Bifurcation, with Two Intraluminal Devices, Percutaneous Endoscopic Approach-	
047D4EZ		Dilation of Left Common Iliac Artery with Two Intraluminal Devices, Percutaneous Endoscopic Approach-	
047D4F6		Dilation of Left Common Iliac Artery, Bifurcation, with Three Intraluminal Devices, Percutaneous Endoscopic Approach-	

Appendix A
Comorbid conditions

047D4FZ		Dilation of Left Common Iliac Artery with Three Intraluminal Devices, Percutaneous Endoscopic Approach--	
047D4G6		Dilation of Left Common Iliac Artery, Bifurcation, with Four or More Intraluminal Devices, Percutaneous Endoscopic Approach--	
047D4GZ		Dilation of Left Common Iliac Artery with Four or More Intraluminal Devices, Percutaneous Endoscopic Approach--	
047D4Z6		Dilation of Left Common Iliac Artery, Bifurcation, Percutaneous Endoscopic Approach--	
047D4ZZ		Dilation of Left Common Iliac Artery, Percutaneous Endoscopic Approach--	
047E04Z		Dilation of Right Internal Iliac Artery with Drug-eluting Intraluminal Device, Open Approach-eluting Intraluminal Device, Open Approach	
047E05Z		Dilation of Right Internal Iliac Artery with Two Drug-eluting Intraluminal Devices, Open Approach-eluting Intraluminal Devices, Open Approach	
047E06Z		Dilation of Right Internal Iliac Artery with Three Drug-eluting Intraluminal Devices, Open Approach-eluting Intraluminal Devices, Open Approach	
047E07Z		Dilation of Right Internal Iliac Artery with Four or More Drug-eluting Intraluminal Devices, Open Approach-eluting Intraluminal Devices, Open Approach	
047E0D6		Dilation of Right Internal Iliac Artery, Bifurcation, with Intraluminal Device, Open Approach--	
047E0DZ		Dilation of Right Internal Iliac Artery with Intraluminal Device, Open Approach--	
047E0E6		Dilation of Right Internal Iliac Artery, Bifurcation, with Two Intraluminal Devices, Open Approach--	
047E0EZ		Dilation of Right Internal Iliac Artery with Two Intraluminal Devices, Open Approach--	
047E0F6		Dilation of Right Internal Iliac Artery, Bifurcation, with Three Intraluminal Devices, Open Approach--	
047E0FZ		Dilation of Right Internal Iliac Artery with Three Intraluminal Devices, Open Approach--	
047E0G6		Dilation of Right Internal Iliac Artery, Bifurcation, with Four or More Intraluminal Devices, Open Approach--	
047E0GZ		Dilation of Right Internal Iliac Artery with Four or More Intraluminal Devices, Open Approach--	
047E0Z6		Dilation of Right Internal Iliac Artery, Bifurcation, Open Approach--	
047E0ZZ		Dilation of Right Internal Iliac Artery, Open Approach--	
047E346		Dilation of Right Internal Iliac Artery, Bifurcation, with Drug-eluting Intraluminal Device, Percutaneous Approach-eluting Intraluminal Device, Percutaneous Approach	
047E34Z		Dilation of Right Internal Iliac Artery with Drug-eluting Intraluminal Device, Percutaneous Approach-eluting Intraluminal Device, Percutaneous Approach	
047E356		Dilation of Right Internal Iliac Artery, Bifurcation, with Two Drug-eluting Intraluminal Devices, Percutaneous Approach-eluting Intraluminal Devices, Percutaneous Approach	
047E35Z		Dilation of Right Internal Iliac Artery with Two Drug-eluting Intraluminal Devices, Percutaneous Approach-eluting Intraluminal Devices, Percutaneous Approach	
047E366		Dilation of Right Internal Iliac Artery, Bifurcation, with Three Drug-eluting Intraluminal Devices, Percutaneous Approach-eluting Intraluminal Devices, Percutaneous Approach	

Appendix A
Comorbid conditions

047E36Z		Dilation of Right Internal Iliac Artery with Three Drug-eluting Intraluminal Devices, Percutaneous Approach-eluting Intraluminal Devices, Percutaneous Approach	
047E376		Dilation of Right Internal Iliac Artery, Bifurcation, with Four or More Drug-eluting Intraluminal Devices, Percutaneous Approach-eluting Intraluminal Devices, Percutaneous Approach	
047E37Z		Dilation of Right Internal Iliac Artery with Four or More Drug-eluting Intraluminal Devices, Percutaneous Approach-eluting Intraluminal Devices, Percutaneous Approach	
047E3D6		Dilation of Right Internal Iliac Artery, Bifurcation, with Intraluminal Device, Percutaneous Approach-	
047E3DZ		Dilation of Right Internal Iliac Artery with Intraluminal Device, Percutaneous Approach-	
047E3E6		Dilation of Right Internal Iliac Artery, Bifurcation, with Two Intraluminal Devices, Percutaneous Approach-	
047E3EZ		Dilation of Right Internal Iliac Artery with Two Intraluminal Devices, Percutaneous Approach-	
047E3F6		Dilation of Right Internal Iliac Artery, Bifurcation, with Three Intraluminal Devices, Percutaneous Approach-	
047E3FZ		Dilation of Right Internal Iliac Artery with Three Intraluminal Devices, Percutaneous Approach-	
047E3G6		Dilation of Right Internal Iliac Artery, Bifurcation, with Four or More Intraluminal Devices, Percutaneous Approach-	
047E3GZ		Dilation of Right Internal Iliac Artery with Four or More Intraluminal Devices, Percutaneous Approach-	
047E3Z6		Dilation of Right Internal Iliac Artery, Bifurcation, Percutaneous Approach-	
047E3ZZ		Dilation of Right Internal Iliac Artery, Percutaneous Approach-	
047E446		Dilation of Right Internal Iliac Artery, Bifurcation, with Drug-eluting Intraluminal Device, Percutaneous Endoscopic Approach-eluting Intraluminal Device, Percutaneous Endoscopic Approach	
047E44Z		Dilation of Right Internal Iliac Artery with Drug-eluting Intraluminal Device, Percutaneous Endoscopic Approach-eluting Intraluminal Device, Percutaneous Endoscopic Approach	
047E456		Dilation of Right Internal Iliac Artery, Bifurcation, with Two Drug-eluting Intraluminal Devices, Percutaneous Endoscopic Approach-eluting Intraluminal Devices, Percutaneous Endoscopic Approach	
047E45Z		Dilation of Right Internal Iliac Artery with Two Drug-eluting Intraluminal Devices, Percutaneous Endoscopic Approach-eluting Intraluminal Devices, Percutaneous Endoscopic Approach	
047E466		Dilation of Right Internal Iliac Artery, Bifurcation, with Three Drug-eluting Intraluminal Devices, Percutaneous Endoscopic Approach-eluting Intraluminal Devices, Percutaneous Endoscopic Approach	
047E46Z		Dilation of Right Internal Iliac Artery with Three Drug-eluting Intraluminal Devices, Percutaneous Endoscopic Approach-eluting Intraluminal Devices, Percutaneous Endoscopic Approach	
047E476		Dilation of Right Internal Iliac Artery, Bifurcation, with Four or More Drug-eluting Intraluminal Devices, Percutaneous Endoscopic Approach-eluting Intraluminal Devices, Percutaneous Endoscopic Approach	

Appendix A
Comorbid conditions

047E47Z		Dilation of Right Internal Iliac Artery with Four or More Drug-eluting Intraluminal Devices, Percutaneous Endoscopic Approach-eluting Intraluminal Devices, Percutaneous Endoscopic Approach	
047E4D6		Dilation of Right Internal Iliac Artery, Bifurcation, with Intraluminal Device, Percutaneous Endoscopic Approach--	
047E4DZ		Dilation of Right Internal Iliac Artery with Intraluminal Device, Percutaneous Endoscopic Approach--	
047E4E6		Dilation of Right Internal Iliac Artery, Bifurcation, with Two Intraluminal Devices, Percutaneous Endoscopic Approach--	
047E4EZ		Dilation of Right Internal Iliac Artery with Two Intraluminal Devices, Percutaneous Endoscopic Approach--	
047E4F6		Dilation of Right Internal Iliac Artery, Bifurcation, with Three Intraluminal Devices, Percutaneous Endoscopic Approach--	
047E4FZ		Dilation of Right Internal Iliac Artery with Three Intraluminal Devices, Percutaneous Endoscopic Approach--	
047E4G6		Dilation of Right Internal Iliac Artery, Bifurcation, with Four or More Intraluminal Devices, Percutaneous Endoscopic Approach--	
047E4GZ		Dilation of Right Internal Iliac Artery with Four or More Intraluminal Devices, Percutaneous Endoscopic Approach--	
047E4Z6		Dilation of Right Internal Iliac Artery, Bifurcation, Percutaneous Endoscopic Approach--	
047E4ZZ		Dilation of Right Internal Iliac Artery, Percutaneous Endoscopic Approach--	
047F046		Dilation of Left Internal Iliac Artery, Bifurcation, with Drug-eluting Intraluminal Device, Open Approach-eluting Intraluminal Device, Open Approach	
047F04Z		Dilation of Left Internal Iliac Artery with Drug-eluting Intraluminal Device, Open Approach-eluting Intraluminal Device, Open Approach	
047F056		Dilation of Left Internal Iliac Artery, Bifurcation, with Two Drug-eluting Intraluminal Devices, Open Approach-eluting Intraluminal Devices, Open Approach	
047F05Z		Dilation of Left Internal Iliac Artery with Two Drug-eluting Intraluminal Devices, Open Approach-eluting Intraluminal Devices, Open Approach	
047F066		Dilation of Left Internal Iliac Artery, Bifurcation, with Three Drug-eluting Intraluminal Devices, Open Approach-eluting Intraluminal Devices, Open Approach	
047F06Z		Dilation of Left Internal Iliac Artery with Three Drug-eluting Intraluminal Devices, Open Approach-eluting Intraluminal Devices, Open Approach	
047F076		Dilation of Left Internal Iliac Artery, Bifurcation, with Four or More Drug-eluting Intraluminal Devices, Open Approach-eluting Intraluminal Devices, Open Approach	
047F07Z		Dilation of Left Internal Iliac Artery with Four or More Drug-eluting Intraluminal Devices, Open Approach-eluting Intraluminal Devices, Open Approach	
047F0D6		Dilation of Left Internal Iliac Artery, Bifurcation, with Intraluminal Device, Open Approach--	
047F0DZ		Dilation of Left Internal Iliac Artery with Intraluminal Device, Open Approach--	
047F0E6		Dilation of Left Internal Iliac Artery, Bifurcation, with Two Intraluminal Devices, Open Approach--	
047F0EZ		Dilation of Left Internal Iliac Artery with Two Intraluminal Devices, Open Approach--	

Appendix A
Comorbid conditions

047F0F6		Dilation of Left Internal Iliac Artery, Bifurcation, with Three Intraluminal Devices, Open Approach--	
047F0FZ		Dilation of Left Internal Iliac Artery with Three Intraluminal Devices, Open Approach--	
047F0G6		Dilation of Left Internal Iliac Artery, Bifurcation, with Four or More Intraluminal Devices, Open Approach--	
047F0GZ		Dilation of Left Internal Iliac Artery with Four or More Intraluminal Devices, Open Approach--	
047F0Z6		Dilation of Left Internal Iliac Artery, Bifurcation, Open Approach--	
047F0ZZ		Dilation of Left Internal Iliac Artery, Open Approach--	
047F346		Dilation of Left Internal Iliac Artery, Bifurcation, with Drug-eluting Intraluminal Device, Percutaneous Approach-eluting Intraluminal Device, Percutaneous Approach	
047F34Z		Dilation of Left Internal Iliac Artery with Drug-eluting Intraluminal Device, Percutaneous Approach-eluting Intraluminal Device, Percutaneous Approach	
047F356		Dilation of Left Internal Iliac Artery, Bifurcation, with Two Drug-eluting Intraluminal Devices, Percutaneous Approach-eluting Intraluminal Devices, Percutaneous Approach	
047F35Z		Dilation of Left Internal Iliac Artery with Two Drug-eluting Intraluminal Devices, Percutaneous Approach-eluting Intraluminal Devices, Percutaneous Approach	
047F366		Dilation of Left Internal Iliac Artery, Bifurcation, with Three Drug-eluting Intraluminal Devices, Percutaneous Approach-eluting Intraluminal Devices, Percutaneous Approach	
047F36Z		Dilation of Left Internal Iliac Artery with Three Drug-eluting Intraluminal Devices, Percutaneous Approach-eluting Intraluminal Devices, Percutaneous Approach	
047F376		Dilation of Left Internal Iliac Artery, Bifurcation, with Four or More Drug-eluting Intraluminal Devices, Percutaneous Approach-eluting Intraluminal Devices, Percutaneous Approach	
047F37Z		Dilation of Left Internal Iliac Artery with Four or More Drug-eluting Intraluminal Devices, Percutaneous Approach-eluting Intraluminal Devices, Percutaneous Approach	
047F3D6		Dilation of Left Internal Iliac Artery, Bifurcation, with Intraluminal Device, Percutaneous Approach--	
047F3DZ		Dilation of Left Internal Iliac Artery with Intraluminal Device, Percutaneous Approach--	
047F3E6		Dilation of Left Internal Iliac Artery, Bifurcation, with Two Intraluminal Devices, Percutaneous Approach--	
047F3EZ		Dilation of Left Internal Iliac Artery with Two Intraluminal Devices, Percutaneous Approach--	
047F3F6		Dilation of Left Internal Iliac Artery, Bifurcation, with Three Intraluminal Devices, Percutaneous Approach--	
047F3FZ		Dilation of Left Internal Iliac Artery with Three Intraluminal Devices, Percutaneous Approach--	
047F3G6		Dilation of Left Internal Iliac Artery, Bifurcation, with Four or More Intraluminal Devices, Percutaneous Approach--	
047F3GZ		Dilation of Left Internal Iliac Artery with Four or More Intraluminal Devices, Percutaneous Approach--	
047F3Z6		Dilation of Left Internal Iliac Artery, Bifurcation, Percutaneous Approach--	
047F3ZZ		Dilation of Left Internal Iliac Artery, Percutaneous Approach--	

Appendix A
Comorbid conditions

047F446		Dilation of Left Internal Iliac Artery, Bifurcation, with Drug-eluting Intraluminal Device, Percutaneous Endoscopic Approach-eluting Intraluminal Device, Percutaneous Endoscopic Approach	
047F44Z		Dilation of Left Internal Iliac Artery with Drug-eluting Intraluminal Device, Percutaneous Endoscopic Approach-eluting Intraluminal Device, Percutaneous Endoscopic Approach	
047F456		Dilation of Left Internal Iliac Artery, Bifurcation, with Two Drug-eluting Intraluminal Devices, Percutaneous Endoscopic Approach-eluting Intraluminal Devices, Percutaneous Endoscopic Approach	
047F45Z		Dilation of Left Internal Iliac Artery with Two Drug-eluting Intraluminal Devices, Percutaneous Endoscopic Approach-eluting Intraluminal Devices, Percutaneous Endoscopic Approach	
047F466		Dilation of Left Internal Iliac Artery, Bifurcation, with Three Drug-eluting Intraluminal Devices, Percutaneous Endoscopic Approach-eluting Intraluminal Devices, Percutaneous Endoscopic Approach	
047F46Z		Dilation of Left Internal Iliac Artery with Three Drug-eluting Intraluminal Devices, Percutaneous Endoscopic Approach-eluting Intraluminal Devices, Percutaneous Endoscopic Approach	
047F476		Dilation of Left Internal Iliac Artery, Bifurcation, with Four or More Drug-eluting Intraluminal Devices, Percutaneous Endoscopic Approach-eluting Intraluminal Devices, Percutaneous Endoscopic Approach	
047F47Z		Dilation of Left Internal Iliac Artery with Four or More Drug-eluting Intraluminal Devices, Percutaneous Endoscopic Approach-eluting Intraluminal Devices, Percutaneous Endoscopic Approach	
047F4D6		Dilation of Left Internal Iliac Artery, Bifurcation, with Intraluminal Device, Percutaneous Endoscopic Approach--	
047F4DZ		Dilation of Left Internal Iliac Artery with Intraluminal Device, Percutaneous Endoscopic Approach--	
047F4E6		Dilation of Left Internal Iliac Artery, Bifurcation, with Two Intraluminal Devices, Percutaneous Endoscopic Approach--	
047F4EZ		Dilation of Left Internal Iliac Artery with Two Intraluminal Devices, Percutaneous Endoscopic Approach--	
047F4F6		Dilation of Left Internal Iliac Artery, Bifurcation, with Three Intraluminal Devices, Percutaneous Endoscopic Approach--	
047F4FZ		Dilation of Left Internal Iliac Artery with Three Intraluminal Devices, Percutaneous Endoscopic Approach--	
047F4G6		Dilation of Left Internal Iliac Artery, Bifurcation, with Four or More Intraluminal Devices, Percutaneous Endoscopic Approach--	
047F4GZ		Dilation of Left Internal Iliac Artery with Four or More Intraluminal Devices, Percutaneous Endoscopic Approach--	
047F4Z6		Dilation of Left Internal Iliac Artery, Bifurcation, Percutaneous Endoscopic Approach--	
047F4ZZ		Dilation of Left Internal Iliac Artery, Percutaneous Endoscopic Approach--	
047H046		Dilation of Right External Iliac Artery, Bifurcation, with Drug-eluting Intraluminal Device, Open Approach-eluting Intraluminal Device, Open Approach	
047H04Z		Dilation of Right External Iliac Artery with Drug-eluting Intraluminal Device, Open Approach-eluting Intraluminal Device, Open Approach	

Appendix A
Comorbid conditions

047H056		Dilation of Right External Iliac Artery, Bifurcation, with Two Drug-eluting Intraluminal Devices, Open Approach-eluting Intraluminal Devices, Open Approach	
047H05Z		Dilation of Right External Iliac Artery with Two Drug-eluting Intraluminal Devices, Open Approach-eluting Intraluminal Devices, Open Approach	
047H066		Dilation of Right External Iliac Artery, Bifurcation, with Three Drug-eluting Intraluminal Devices, Open Approach-eluting Intraluminal Devices, Open Approach	
047H06Z		Dilation of Right External Iliac Artery with Three Drug-eluting Intraluminal Devices, Open Approach-eluting Intraluminal Devices, Open Approach	
047H076		Dilation of Right External Iliac Artery, Bifurcation, with Four or More Drug-eluting Intraluminal Devices, Open Approach-eluting Intraluminal Devices, Open Approach	
047H07Z		Dilation of Right External Iliac Artery with Four or More Drug-eluting Intraluminal Devices, Open Approach-eluting Intraluminal Devices, Open Approach	
047H0D6		Dilation of Right External Iliac Artery, Bifurcation, with Intraluminal Device, Open Approach-	
047H0DZ		Dilation of Right External Iliac Artery with Intraluminal Device, Open Approach-	
047H0E6		Dilation of Right External Iliac Artery, Bifurcation, with Two Intraluminal Devices, Open Approach-	
047H0EZ		Dilation of Right External Iliac Artery with Two Intraluminal Devices, Open Approach-	
047H0F6		Dilation of Right External Iliac Artery, Bifurcation, with Three Intraluminal Devices, Open Approach-	
047H0FZ		Dilation of Right External Iliac Artery with Three Intraluminal Devices, Open Approach-	
047H0G6		Dilation of Right External Iliac Artery, Bifurcation, with Four or More Intraluminal Devices, Open Approach-	
047H0GZ		Dilation of Right External Iliac Artery with Four or More Intraluminal Devices, Open Approach-	
047H0Z6		Dilation of Right External Iliac Artery, Bifurcation, Open Approach-	
047H0ZZ		Dilation of Right External Iliac Artery, Open Approach-	
047H346		Dilation of Right External Iliac Artery, Bifurcation, with Drug-eluting Intraluminal Device, Percutaneous Approach-eluting Intraluminal Device, Percutaneous Approach	
047H34Z		Dilation of Right External Iliac Artery with Drug-eluting Intraluminal Device, Percutaneous Approach-eluting Intraluminal Device, Percutaneous Approach	
047H356		Dilation of Right External Iliac Artery, Bifurcation, with Two Drug-eluting Intraluminal Devices, Percutaneous Approach-eluting Intraluminal Devices, Percutaneous Approach	
047H35Z		Dilation of Right External Iliac Artery with Two Drug-eluting Intraluminal Devices, Percutaneous Approach-eluting Intraluminal Devices, Percutaneous Approach	
047H366		Dilation of Right External Iliac Artery, Bifurcation, with Three Drug-eluting Intraluminal Devices, Percutaneous Approach-eluting Intraluminal Devices, Percutaneous Approach	
047H36Z		Dilation of Right External Iliac Artery with Three Drug-eluting Intraluminal Devices, Percutaneous Approach-eluting Intraluminal Devices, Percutaneous Approach	

Appendix A
Comorbid conditions

047H376		Dilation of Right External Iliac Artery, Bifurcation, with Four or More Drug-eluting Intraluminal Devices, Percutaneous Approach-eluting Intraluminal Devices, Percutaneous Approach	
047H37Z		Dilation of Right External Iliac Artery with Four or More Drug-eluting Intraluminal Devices, Percutaneous Approach-eluting Intraluminal Devices, Percutaneous Approach	
047H3D6		Dilation of Right External Iliac Artery, Bifurcation, with Intraluminal Device, Percutaneous Approach--	
047H3DZ		Dilation of Right External Iliac Artery with Intraluminal Device, Percutaneous Approach--	
047H3E6		Dilation of Right External Iliac Artery, Bifurcation, with Two Intraluminal Devices, Percutaneous Approach--	
047H3EZ		Dilation of Right External Iliac Artery with Two Intraluminal Devices, Percutaneous Approach--	
047H3F6		Dilation of Right External Iliac Artery, Bifurcation, with Three Intraluminal Devices, Percutaneous Approach--	
047H3FZ		Dilation of Right External Iliac Artery with Three Intraluminal Devices, Percutaneous Approach--	
047H3G6		Dilation of Right External Iliac Artery, Bifurcation, with Four or More Intraluminal Devices, Percutaneous Approach--	
047H3GZ		Dilation of Right External Iliac Artery with Four or More Intraluminal Devices, Percutaneous Approach--	
047H3Z6		Dilation of Right External Iliac Artery, Bifurcation, Percutaneous Approach--	
047H3ZZ		Dilation of Right External Iliac Artery, Percutaneous Approach--	
047H446		Dilation of Right External Iliac Artery, Bifurcation, with Drug-eluting Intraluminal Device, Percutaneous Endoscopic Approach-eluting Intraluminal Device, Percutaneous Endoscopic Approach	
047H44Z		Dilation of Right External Iliac Artery with Drug-eluting Intraluminal Device, Percutaneous Endoscopic Approach-eluting Intraluminal Device, Percutaneous Endoscopic Approach	
047H456		Dilation of Right External Iliac Artery, Bifurcation, with Two Drug-eluting Intraluminal Devices, Percutaneous Endoscopic Approach-eluting Intraluminal Devices, Percutaneous Endoscopic Approach	
047H45Z		Dilation of Right External Iliac Artery with Two Drug-eluting Intraluminal Devices, Percutaneous Endoscopic Approach-eluting Intraluminal Devices, Percutaneous Endoscopic Approach	
047H466		Dilation of Right External Iliac Artery, Bifurcation, with Three Drug-eluting Intraluminal Devices, Percutaneous Endoscopic Approach-eluting Intraluminal Devices, Percutaneous Endoscopic Approach	
047H46Z		Dilation of Right External Iliac Artery with Three Drug-eluting Intraluminal Devices, Percutaneous Endoscopic Approach-eluting Intraluminal Devices, Percutaneous Endoscopic Approach	
047H476		Dilation of Right External Iliac Artery, Bifurcation, with Four or More Drug-eluting Intraluminal Devices, Percutaneous Endoscopic Approach-eluting Intraluminal Devices, Percutaneous Endoscopic Approach	
047H47Z		Dilation of Right External Iliac Artery with Four or More Drug-eluting Intraluminal Devices, Percutaneous Endoscopic Approach-eluting Intraluminal Devices, Percutaneous Endoscopic Approach	

Appendix A
Comorbid conditions

047H4D6		Dilation of Right External Iliac Artery, Bifurcation, with Intraluminal Device, Percutaneous Endoscopic Approach–	
047H4DZ		Dilation of Right External Iliac Artery with Intraluminal Device, Percutaneous Endoscopic Approach–	
047H4E6		Dilation of Right External Iliac Artery, Bifurcation, with Two Intraluminal Devices, Percutaneous Endoscopic Approach–	
047H4EZ		Dilation of Right External Iliac Artery with Two Intraluminal Devices, Percutaneous Endoscopic Approach–	
047H4F6		Dilation of Right External Iliac Artery, Bifurcation, with Three Intraluminal Devices, Percutaneous Endoscopic Approach–	
047H4FZ		Dilation of Right External Iliac Artery with Three Intraluminal Devices, Percutaneous Endoscopic Approach–	
047H4G6		Dilation of Right External Iliac Artery, Bifurcation, with Four or More Intraluminal Devices, Percutaneous Endoscopic Approach–	
047H4GZ		Dilation of Right External Iliac Artery with Four or More Intraluminal Devices, Percutaneous Endoscopic Approach–	
047H4Z6		Dilation of Right External Iliac Artery, Bifurcation, Percutaneous Endoscopic Approach–	
047H4ZZ		Dilation of Right External Iliac Artery, Percutaneous Endoscopic Approach–	
047J046		Dilation of Left External Iliac Artery, Bifurcation, with Drug-eluting Intraluminal Device, Open Approach-eluting Intraluminal Device, Open Approach	
047J04Z		Dilation of Left External Iliac Artery with Drug-eluting Intraluminal Device, Open Approach-eluting Intraluminal Device, Open Approach	
047J056		Dilation of Left External Iliac Artery, Bifurcation, with Two Drug-eluting Intraluminal Devices, Open Approach-eluting Intraluminal Devices, Open Approach	
047J05Z		Dilation of Left External Iliac Artery with Two Drug-eluting Intraluminal Devices, Open Approach-eluting Intraluminal Devices, Open Approach	
047J066		Dilation of Left External Iliac Artery, Bifurcation, with Three Drug-eluting Intraluminal Devices, Open Approach-eluting Intraluminal Devices, Open Approach	
047J06Z		Dilation of Left External Iliac Artery with Three Drug-eluting Intraluminal Devices, Open Approach-eluting Intraluminal Devices, Open Approach	
047J076		Dilation of Left External Iliac Artery, Bifurcation, with Four or More Drug-eluting Intraluminal Devices, Open Approach-eluting Intraluminal Devices, Open Approach	
047J07Z		Dilation of Left External Iliac Artery with Four or More Drug-eluting Intraluminal Devices, Open Approach-eluting Intraluminal Devices, Open Approach	
047J0D6		Dilation of Left External Iliac Artery, Bifurcation, with Intraluminal Device, Open Approach–	
047J0DZ		Dilation of Left External Iliac Artery with Intraluminal Device, Open Approach–	
047J0E6		Dilation of Left External Iliac Artery, Bifurcation, with Two Intraluminal Devices, Open Approach–	
047J0EZ		Dilation of Left External Iliac Artery with Two Intraluminal Devices, Open Approach–	
047J0F6		Dilation of Left External Iliac Artery, Bifurcation, with Three Intraluminal Devices, Open Approach–	
047J0FZ		Dilation of Left External Iliac Artery with Three Intraluminal Devices, Open Approach–	

Appendix A
Comorbid conditions

047J0G6		Dilation of Left External Iliac Artery, Bifurcation, with Four or More Intraluminal Devices, Open Approach--	
047J0GZ		Dilation of Left External Iliac Artery with Four or More Intraluminal Devices, Open Approach--	
047J0Z6		Dilation of Left External Iliac Artery, Bifurcation, Open Approach--	
047J0ZZ		Dilation of Left External Iliac Artery, Open Approach--	
047J346		Dilation of Left External Iliac Artery, Bifurcation, with Drug-eluting Intraluminal Device, Percutaneous Approach-eluting Intraluminal Device, Percutaneous Approach	
047J34Z		Dilation of Left External Iliac Artery with Drug-eluting Intraluminal Device, Percutaneous Approach-eluting Intraluminal Device, Percutaneous Approach	
047J356		Dilation of Left External Iliac Artery, Bifurcation, with Two Drug-eluting Intraluminal Devices, Percutaneous Approach-eluting Intraluminal Devices, Percutaneous Approach	
047J35Z		Dilation of Left External Iliac Artery with Two Drug-eluting Intraluminal Devices, Percutaneous Approach-eluting Intraluminal Devices, Percutaneous Approach	
047J366		Dilation of Left External Iliac Artery, Bifurcation, with Three Drug-eluting Intraluminal Devices, Percutaneous Approach-eluting Intraluminal Devices, Percutaneous Approach	
047J36Z		Dilation of Left External Iliac Artery with Three Drug-eluting Intraluminal Devices, Percutaneous Approach-eluting Intraluminal Devices, Percutaneous Approach	
047J376		Dilation of Left External Iliac Artery, Bifurcation, with Four or More Drug-eluting Intraluminal Devices, Percutaneous Approach-eluting Intraluminal Devices, Percutaneous Approach	
047J37Z		Dilation of Left External Iliac Artery with Four or More Drug-eluting Intraluminal Devices, Percutaneous Approach-eluting Intraluminal Devices, Percutaneous Approach	
047J3D6		Dilation of Left External Iliac Artery, Bifurcation, with Intraluminal Device, Percutaneous Approach--	
047J3DZ		Dilation of Left External Iliac Artery with Intraluminal Device, Percutaneous Approach--	
047J3E6		Dilation of Left External Iliac Artery, Bifurcation, with Two Intraluminal Devices, Percutaneous Approach--	
047J3EZ		Dilation of Left External Iliac Artery with Two Intraluminal Devices, Percutaneous Approach--	
047J3F6		Dilation of Left External Iliac Artery, Bifurcation, with Three Intraluminal Devices, Percutaneous Approach--	
047J3FZ		Dilation of Left External Iliac Artery with Three Intraluminal Devices, Percutaneous Approach--	
047J3G6		Dilation of Left External Iliac Artery, Bifurcation, with Four or More Intraluminal Devices, Percutaneous Approach--	
047J3GZ		Dilation of Left External Iliac Artery with Four or More Intraluminal Devices, Percutaneous Approach--	
047J3Z6		Dilation of Left External Iliac Artery, Bifurcation, Percutaneous Approach--	
047J3ZZ		Dilation of Left External Iliac Artery, Percutaneous Approach--	
047J446		Dilation of Left External Iliac Artery, Bifurcation, with Drug-eluting Intraluminal Device, Percutaneous Endoscopic Approach-eluting Intraluminal Device, Percutaneous Endoscopic Approach	

Appendix A
Comorbid conditions

047J44Z		Dilation of Left External Iliac Artery with Drug-eluting Intraluminal Device, Percutaneous Endoscopic Approach-eluting Intraluminal Device, Percutaneous Endoscopic Approach	
047J456		Dilation of Left External Iliac Artery, Bifurcation, with Two Drug-eluting Intraluminal Devices, Percutaneous Endoscopic Approach-eluting Intraluminal Devices, Percutaneous Endoscopic Approach	
047J45Z		Dilation of Left External Iliac Artery with Two Drug-eluting Intraluminal Devices, Percutaneous Endoscopic Approach-eluting Intraluminal Devices, Percutaneous Endoscopic Approach	
047J466		Dilation of Left External Iliac Artery, Bifurcation, with Three Drug-eluting Intraluminal Devices, Percutaneous Endoscopic Approach-eluting Intraluminal Devices, Percutaneous Endoscopic Approach	
047J46Z		Dilation of Left External Iliac Artery with Three Drug-eluting Intraluminal Devices, Percutaneous Endoscopic Approach-eluting Intraluminal Devices, Percutaneous Endoscopic Approach	
047J476		Dilation of Left External Iliac Artery, Bifurcation, with Four or More Drug-eluting Intraluminal Devices, Percutaneous Endoscopic Approach-eluting Intraluminal Devices, Percutaneous Endoscopic Approach	
047J47Z		Dilation of Left External Iliac Artery with Four or More Drug-eluting Intraluminal Devices, Percutaneous Endoscopic Approach-eluting Intraluminal Devices, Percutaneous Endoscopic Approach	
047J4D6		Dilation of Left External Iliac Artery, Bifurcation, with Intraluminal Device, Percutaneous Endoscopic Approach--	
047J4DZ		Dilation of Left External Iliac Artery with Intraluminal Device, Percutaneous Endoscopic Approach--	
047J4E6		Dilation of Left External Iliac Artery, Bifurcation, with Two Intraluminal Devices, Percutaneous Endoscopic Approach--	
047J4EZ		Dilation of Left External Iliac Artery with Two Intraluminal Devices, Percutaneous Endoscopic Approach--	
047J4F6		Dilation of Left External Iliac Artery, Bifurcation, with Three Intraluminal Devices, Percutaneous Endoscopic Approach--	
047J4FZ		Dilation of Left External Iliac Artery with Three Intraluminal Devices, Percutaneous Endoscopic Approach--	
047J4G6		Dilation of Left External Iliac Artery, Bifurcation, with Four or More Intraluminal Devices, Percutaneous Endoscopic Approach--	
047J4GZ		Dilation of Left External Iliac Artery with Four or More Intraluminal Devices, Percutaneous Endoscopic Approach--	
047J4Z6		Dilation of Left External Iliac Artery, Bifurcation, Percutaneous Endoscopic Approach--	
047J4ZZ		Dilation of Left External Iliac Artery, Percutaneous Endoscopic Approach--	
047K041		Dilation of Right Femoral Artery with Drug-eluting Intraluminal Device, using Drug-eluting Intraluminal Device, using Drug	
047K046		Dilation of Right Femoral Artery, Bifurcation, with Drug-eluting Intraluminal Device, Open Approach-eluting Intraluminal Device, Open Approach	
047K04Z		Dilation of Right Femoral Artery with Drug-eluting Intraluminal Device, Open Approach-eluting Intraluminal Device, Open Approach	

Appendix A
Comorbid conditions

047K056		Dilation of Right Femoral Artery, Bifurcation, with Two Drug-eluting Intraluminal Devices, Open Approach-eluting Intraluminal Devices, Open Approach	
047K05Z		Dilation of Right Femoral Artery with Two Drug-eluting Intraluminal Devices, Open Approach-eluting Intraluminal Devices, Open Approach	
047K066		Dilation of Right Femoral Artery, Bifurcation, with Three Drug-eluting Intraluminal Devices, Open Approach-eluting Intraluminal Devices, Open Approach	
047K06Z		Dilation of Right Femoral Artery with Three Drug-eluting Intraluminal Devices, Open Approach-eluting Intraluminal Devices, Open Approach	
047K076		Dilation of Right Femoral Artery, Bifurcation, with Four or More Drug-eluting Intraluminal Devices, Open Approach-eluting Intraluminal Devices, Open Approach	
047K07Z		Dilation of Right Femoral Artery with Four or More Drug-eluting Intraluminal Devices, Open Approach-eluting Intraluminal Devices, Open Approach	
047K0D1		Dilation of Right Femoral Artery with Intraluminal Device, using Drug-Coated Balloon, Open Approach-Coated Balloon, Open Approach	
047K0D6		Dilation of Right Femoral Artery, Bifurcation, with Intraluminal Device, Open Approach--	
047K0DZ		Dilation of Right Femoral Artery with Intraluminal Device, Open Approach--	
047K0E6		Dilation of Right Femoral Artery, Bifurcation, with Two Intraluminal Devices, Open Approach--	
047K0EZ		Dilation of Right Femoral Artery with Two Intraluminal Devices, Open Approach--	
047K0F6		Dilation of Right Femoral Artery, Bifurcation, with Three Intraluminal Devices, Open Approach--	
047K0FZ		Dilation of Right Femoral Artery with Three Intraluminal Devices, Open Approach--	
047K0G6		Dilation of Right Femoral Artery, Bifurcation, with Four or More Intraluminal Devices, Open Approach--	
047K0GZ		Dilation of Right Femoral Artery with Four or More Intraluminal Devices, Open Approach--	
047K0Z1		Dilation of Right Femoral Artery using Drug-Coated Balloon, Open Approach-Coated Balloon, Open Approach	
047K0Z6		Dilation of Right Femoral Artery, Bifurcation, Open Approach--	
047K0ZZ		Dilation of Right Femoral Artery, Open Approach--	
047K341		Dilation of Right Femoral Artery with Drug-eluting Intraluminal Device, using Drug-eluting Intraluminal Device, using Drug	
047K346		Dilation of Right Femoral Artery, Bifurcation, with Drug-eluting Intraluminal Device, Percutaneous Approach-eluting Intraluminal Device, Percutaneous Approach	
047K34Z		Dilation of Right Femoral Artery with Drug-eluting Intraluminal Device, Percutaneous Approach-eluting Intraluminal Device, Percutaneous Approach	
047K356		Dilation of Right Femoral Artery, Bifurcation, with Two Drug-eluting Intraluminal Devices, Percutaneous Approach-eluting Intraluminal Devices, Percutaneous Approach	
047K35Z		Dilation of Right Femoral Artery with Two Drug-eluting Intraluminal Devices, Percutaneous Approach-eluting Intraluminal Devices, Percutaneous Approach	

Appendix A
Comorbid conditions

047K366		Dilation of Right Femoral Artery, Bifurcation, with Three Drug-eluting Intraluminal Devices, Percutaneous Approach-eluting Intraluminal Devices, Percutaneous Approach	
047K36Z		Dilation of Right Femoral Artery with Three Drug-eluting Intraluminal Devices, Percutaneous Approach-eluting Intraluminal Devices, Percutaneous Approach	
047K376		Dilation of Right Femoral Artery, Bifurcation, with Four or More Drug-eluting Intraluminal Devices, Percutaneous Approach-eluting Intraluminal Devices, Percutaneous Approach	
047K37Z		Dilation of Right Femoral Artery with Four or More Drug-eluting Intraluminal Devices, Percutaneous Approach-eluting Intraluminal Devices, Percutaneous Approach	
047K3D1		Dilation of Right Femoral Artery with Intraluminal Device, using Drug-Coated Balloon, Percutaneous Approach-Coated Balloon, Percutaneous Approach	
047K3D6		Dilation of Right Femoral Artery, Bifurcation, with Intraluminal Device, Percutaneous Approach--	
047K3DZ		Dilation of Right Femoral Artery with Intraluminal Device, Percutaneous Approach--	
047K3E6		Dilation of Right Femoral Artery, Bifurcation, with Two Intraluminal Devices, Percutaneous Approach--	
047K3EZ		Dilation of Right Femoral Artery with Two Intraluminal Devices, Percutaneous Approach--	
047K3F6		Dilation of Right Femoral Artery, Bifurcation, with Three Intraluminal Devices, Percutaneous Approach--	
047K3FZ		Dilation of Right Femoral Artery with Three Intraluminal Devices, Percutaneous Approach--	
047K3G6		Dilation of Right Femoral Artery, Bifurcation, with Four or More Intraluminal Devices, Percutaneous Approach--	
047K3GZ		Dilation of Right Femoral Artery with Four or More Intraluminal Devices, Percutaneous Approach--	
047K3Z1		Dilation of Right Femoral Artery using Drug-Coated Balloon, Percutaneous Approach-Coated Balloon, Percutaneous Approach	
047K3Z6		Dilation of Right Femoral Artery, Bifurcation, Percutaneous Approach--	
047K3ZZ		Dilation of Right Femoral Artery, Percutaneous Approach--	
047K441		Dilation of Right Femoral Artery with Drug-eluting Intraluminal Device, using Drug-eluting Intraluminal Device, using Drug	
047K446		Dilation of Right Femoral Artery, Bifurcation, with Drug-eluting Intraluminal Device, Percutaneous Endoscopic Approach-eluting Intraluminal Device, Percutaneous Endoscopic Approach	
047K44Z		Dilation of Right Femoral Artery with Drug-eluting Intraluminal Device, Percutaneous Endoscopic Approach-eluting Intraluminal Device, Percutaneous Endoscopic Approach	
047K456		Dilation of Right Femoral Artery, Bifurcation, with Two Drug-eluting Intraluminal Devices, Percutaneous Endoscopic Approach-eluting Intraluminal Devices, Percutaneous Endoscopic Approach	
047K45Z		Dilation of Right Femoral Artery with Two Drug-eluting Intraluminal Devices, Percutaneous Endoscopic Approach-eluting Intraluminal Devices, Percutaneous Endoscopic Approach	

Appendix A
Comorbid conditions

047K466		Dilation of Right Femoral Artery, Bifurcation, with Three Drug-eluting Intraluminal Devices, Percutaneous Endoscopic Approach-eluting Intraluminal Devices, Percutaneous Endoscopic Approach	
047K46Z		Dilation of Right Femoral Artery with Three Drug-eluting Intraluminal Devices, Percutaneous Endoscopic Approach-eluting Intraluminal Devices, Percutaneous Endoscopic Approach	
047K476		Dilation of Right Femoral Artery, Bifurcation, with Four or More Drug-eluting Intraluminal Devices, Percutaneous Endoscopic Approach-eluting Intraluminal Devices, Percutaneous Endoscopic Approach	
047K47Z		Dilation of Right Femoral Artery with Four or More Drug-eluting Intraluminal Devices, Percutaneous Endoscopic Approach-eluting Intraluminal Devices, Percutaneous Endoscopic Approach	
047K4D1		Dilation of Right Femoral Artery with Intraluminal Device, using Drug-Coated Balloon, Percutaneous Endoscopic Approach-Coated Balloon, Percutaneous Endoscopic Approach	
047K4D6		Dilation of Right Femoral Artery, Bifurcation, with Intraluminal Device, Percutaneous Endoscopic Approach-	
047K4DZ		Dilation of Right Femoral Artery with Intraluminal Device, Percutaneous Endoscopic Approach-	
047K4E6		Dilation of Right Femoral Artery, Bifurcation, with Two Intraluminal Devices, Percutaneous Endoscopic Approach-	
047K4EZ		Dilation of Right Femoral Artery with Two Intraluminal Devices, Percutaneous Endoscopic Approach-	
047K4F6		Dilation of Right Femoral Artery, Bifurcation, with Three Intraluminal Devices, Percutaneous Endoscopic Approach-	
047K4FZ		Dilation of Right Femoral Artery with Three Intraluminal Devices, Percutaneous Endoscopic Approach-	
047K4G6		Dilation of Right Femoral Artery, Bifurcation, with Four or More Intraluminal Devices, Percutaneous Endoscopic Approach-	
047K4GZ		Dilation of Right Femoral Artery with Four or More Intraluminal Devices, Percutaneous Endoscopic Approach-	
047K4Z1		Dilation of Right Femoral Artery using Drug-Coated Balloon, Percutaneous Endoscopic Approach-Coated Balloon, Percutaneous Endoscopic Approach	
047K4Z6		Dilation of Right Femoral Artery, Bifurcation, Percutaneous Endoscopic Approach-	
047K4ZZ		Dilation of Right Femoral Artery, Percutaneous Endoscopic Approach-	
047L041		Dilation of Left Femoral Artery with Drug-eluting Intraluminal Device, using Drug-eluting Intraluminal Device, using Drug	
047L046		Dilation of Left Femoral Artery, Bifurcation, with Drug-eluting Intraluminal Device, Open Approach-eluting Intraluminal Device, Open Approach	
047L04Z		Dilation of Left Femoral Artery with Drug-eluting Intraluminal Device, Open Approach-eluting Intraluminal Device, Open Approach	
047L056		Dilation of Left Femoral Artery, Bifurcation, with Two Drug-eluting Intraluminal Devices, Open Approach-eluting Intraluminal Devices, Open Approach	
047L05Z		Dilation of Left Femoral Artery with Two Drug-eluting Intraluminal Devices, Open Approach-eluting Intraluminal Devices, Open Approach	

Appendix A
Comorbid conditions

047L066		Dilation of Left Femoral Artery, Bifurcation, with Three Drug-eluting Intraluminal Devices, Open Approach-eluting Intraluminal Devices, Open Approach	
047L06Z		Dilation of Left Femoral Artery with Three Drug-eluting Intraluminal Devices, Open Approach-eluting Intraluminal Devices, Open Approach	
047L076		Dilation of Left Femoral Artery, Bifurcation, with Four or More Drug-eluting Intraluminal Devices, Open Approach-eluting Intraluminal Devices, Open Approach	
047L07Z		Dilation of Left Femoral Artery with Four or More Drug-eluting Intraluminal Devices, Open Approach-eluting Intraluminal Devices, Open Approach	
047L0D1		Dilation of Left Femoral Artery with Intraluminal Device, using Drug-Coated Balloon, Open Approach-Coated Balloon, Open Approach	
047L0D6		Dilation of Left Femoral Artery, Bifurcation, with Intraluminal Device, Open Approach-	
047L0DZ		Dilation of Left Femoral Artery with Intraluminal Device, Open Approach-	
047L0E6		Dilation of Left Femoral Artery, Bifurcation, with Two Intraluminal Devices, Open Approach-	
047L0EZ		Dilation of Left Femoral Artery with Two Intraluminal Devices, Open Approach-	
047L0F6		Dilation of Left Femoral Artery, Bifurcation, with Three Intraluminal Devices, Open Approach-	
047L0FZ		Dilation of Left Femoral Artery with Three Intraluminal Devices, Open Approach-	
047L0G6		Dilation of Left Femoral Artery, Bifurcation, with Four or More Intraluminal Devices, Open Approach-	
047L0GZ		Dilation of Left Femoral Artery with Four or More Intraluminal Devices, Open Approach-	
047L0Z1		Dilation of Left Femoral Artery using Drug-Coated Balloon, Open Approach-Coated Balloon, Open Approach	
047L0Z6		Dilation of Left Femoral Artery, Bifurcation, Open Approach-	
047L0ZZ		Dilation of Left Femoral Artery, Open Approach-	
047L341		Dilation of Left Femoral Artery with Drug-eluting Intraluminal Device, using Drug-eluting Intraluminal Device, using Drug	
047L346		Dilation of Left Femoral Artery, Bifurcation, with Drug-eluting Intraluminal Device, Percutaneous Approach-eluting Intraluminal Device, Percutaneous Approach	
047L34Z		Dilation of Left Femoral Artery with Drug-eluting Intraluminal Device, Percutaneous Approach-eluting Intraluminal Device, Percutaneous Approach	
047L356		Dilation of Left Femoral Artery, Bifurcation, with Two Drug-eluting Intraluminal Devices, Percutaneous Approach-eluting Intraluminal Devices, Percutaneous Approach	
047L35Z		Dilation of Left Femoral Artery with Two Drug-eluting Intraluminal Devices, Percutaneous Approach-eluting Intraluminal Devices, Percutaneous Approach	
047L366		Dilation of Left Femoral Artery, Bifurcation, with Three Drug-eluting Intraluminal Devices, Percutaneous Approach-eluting Intraluminal Devices, Percutaneous Approach	
047L36Z		Dilation of Left Femoral Artery with Three Drug-eluting Intraluminal Devices, Percutaneous Approach-eluting Intraluminal Devices, Percutaneous Approach	

Appendix A
Comorbid conditions

047L376		Dilation of Left Femoral Artery, Bifurcation, with Four or More Drug-eluting Intraluminal Devices, Percutaneous Approach-eluting Intraluminal Devices, Percutaneous Approach	
047L37Z		Dilation of Left Femoral Artery with Four or More Drug-eluting Intraluminal Devices, Percutaneous Approach-eluting Intraluminal Devices, Percutaneous Approach	
047L3D1		Dilation of Left Femoral Artery with Intraluminal Device, using Drug-Coated Balloon, Percutaneous Approach-Coated Balloon, Percutaneous Approach	
047L3D6		Dilation of Left Femoral Artery, Bifurcation, with Intraluminal Device, Percutaneous Approach--	
047L3DZ		Dilation of Left Femoral Artery with Intraluminal Device, Percutaneous Approach--	
047L3E6		Dilation of Left Femoral Artery, Bifurcation, with Two Intraluminal Devices, Percutaneous Approach--	
047L3EZ		Dilation of Left Femoral Artery with Two Intraluminal Devices, Percutaneous Approach--	
047L3F6		Dilation of Left Femoral Artery, Bifurcation, with Three Intraluminal Devices, Percutaneous Approach--	
047L3FZ		Dilation of Left Femoral Artery with Three Intraluminal Devices, Percutaneous Approach--	
047L3G6		Dilation of Left Femoral Artery, Bifurcation, with Four or More Intraluminal Devices, Percutaneous Approach--	
047L3GZ		Dilation of Left Femoral Artery with Four or More Intraluminal Devices, Percutaneous Approach--	
047L3Z1		Dilation of Left Femoral Artery using Drug-Coated Balloon, Percutaneous Approach-Coated Balloon, Percutaneous Approach	
047L3Z6		Dilation of Left Femoral Artery, Bifurcation, Percutaneous Approach--	
047L3ZZ		Dilation of Left Femoral Artery, Percutaneous Approach--	
047L441		Dilation of Left Femoral Artery with Drug-eluting Intraluminal Device, using Drug-eluting Intraluminal Device, using Drug	
047L446		Dilation of Left Femoral Artery, Bifurcation, with Drug-eluting Intraluminal Device, Percutaneous Endoscopic Approach-eluting Intraluminal Device, Percutaneous Endoscopic Approach	
047L44Z		Dilation of Left Femoral Artery with Drug-eluting Intraluminal Device, Percutaneous Endoscopic Approach-eluting Intraluminal Device, Percutaneous Endoscopic Approach	
047L456		Dilation of Left Femoral Artery, Bifurcation, with Two Drug-eluting Intraluminal Devices, Percutaneous Endoscopic Approach-eluting Intraluminal Devices, Percutaneous Endoscopic Approach	
047L45Z		Dilation of Left Femoral Artery with Two Drug-eluting Intraluminal Devices, Percutaneous Endoscopic Approach-eluting Intraluminal Devices, Percutaneous Endoscopic Approach	
047L466		Dilation of Left Femoral Artery, Bifurcation, with Three Drug-eluting Intraluminal Devices, Percutaneous Endoscopic Approach-eluting Intraluminal Devices, Percutaneous Endoscopic Approach	
047L46Z		Dilation of Left Femoral Artery with Three Drug-eluting Intraluminal Devices, Percutaneous Endoscopic Approach-eluting Intraluminal Devices, Percutaneous Endoscopic Approach	

Appendix A
Comorbid conditions

047L476		Dilation of Left Femoral Artery, Bifurcation, with Four or More Drug-eluting Intraluminal Devices, Percutaneous Endoscopic Approach-eluting Intraluminal Devices, Percutaneous Endoscopic Approach	
047L47Z		Dilation of Left Femoral Artery with Four or More Drug-eluting Intraluminal Devices, Percutaneous Endoscopic Approach-eluting Intraluminal Devices, Percutaneous Endoscopic Approach	
047L4D1		Dilation of Left Femoral Artery with Intraluminal Device, using Drug-Coated Balloon, Percutaneous Endoscopic Approach-Coated Balloon, Percutaneous Endoscopic Approach	
047L4D6		Dilation of Left Femoral Artery, Bifurcation, with Intraluminal Device, Percutaneous Endoscopic Approach-	
047L4DZ		Dilation of Left Femoral Artery with Intraluminal Device, Percutaneous Endoscopic Approach-	
047L4E6		Dilation of Left Femoral Artery, Bifurcation, with Two Intraluminal Devices, Percutaneous Endoscopic Approach-	
047L4EZ		Dilation of Left Femoral Artery with Two Intraluminal Devices, Percutaneous Endoscopic Approach-	
047L4F6		Dilation of Left Femoral Artery, Bifurcation, with Three Intraluminal Devices, Percutaneous Endoscopic Approach-	
047L4FZ		Dilation of Left Femoral Artery with Three Intraluminal Devices, Percutaneous Endoscopic Approach-	
047L4G6		Dilation of Left Femoral Artery, Bifurcation, with Four or More Intraluminal Devices, Percutaneous Endoscopic Approach-	
047L4GZ		Dilation of Left Femoral Artery with Four or More Intraluminal Devices, Percutaneous Endoscopic Approach-	
047L4Z1		Dilation of Left Femoral Artery using Drug-Coated Balloon, Percutaneous Endoscopic Approach-Coated Balloon, Percutaneous Endoscopic Approach	
047L4Z6		Dilation of Left Femoral Artery, Bifurcation, Percutaneous Endoscopic Approach-	
047L4ZZ		Dilation of Left Femoral Artery, Percutaneous Endoscopic Approach-	
047M041		Dilation of Right Popliteal Artery with Drug-eluting Intraluminal Device, using Drug-eluting Intraluminal Device, using Drug	
047M046		Dilation of Right Popliteal Artery, Bifurcation, with Drug-eluting Intraluminal Device, Open Approach-eluting Intraluminal Device, Open Approach	
047M04Z		Dilation of Right Popliteal Artery with Drug-eluting Intraluminal Device, Open Approach-eluting Intraluminal Device, Open Approach	
047M056		Dilation of Right Popliteal Artery, Bifurcation, with Two Drug-eluting Intraluminal Devices, Open Approach-eluting Intraluminal Devices, Open Approach	
047M05Z		Dilation of Right Popliteal Artery with Two Drug-eluting Intraluminal Devices, Open Approach-eluting Intraluminal Devices, Open Approach	
047M066		Dilation of Right Popliteal Artery, Bifurcation, with Three Drug-eluting Intraluminal Devices, Open Approach-eluting Intraluminal Devices, Open Approach	
047M06Z		Dilation of Right Popliteal Artery with Three Drug-eluting Intraluminal Devices, Open Approach-eluting Intraluminal Devices, Open Approach	
047M076		Dilation of Right Popliteal Artery, Bifurcation, with Four or More Drug-eluting Intraluminal Devices, Open Approach-eluting Intraluminal Devices, Open Approach	

Appendix A
Comorbid conditions

047M07Z		Dilation of Right Popliteal Artery with Four or More Drug-eluting Intraluminal Devices, Open Approach-eluting Intraluminal Devices, Open Approach	
047M0D1		Dilation of Right Popliteal Artery with Intraluminal Device, using Drug-Coated Balloon, Open Approach-Coated Balloon, Open Approach	
047M0D6		Dilation of Right Popliteal Artery, Bifurcation, with Intraluminal Device, Open Approach-	
047M0DZ		Dilation of Right Popliteal Artery with Intraluminal Device, Open Approach-	
047M0E6		Dilation of Right Popliteal Artery, Bifurcation, with Two Intraluminal Devices, Open Approach-	
047M0EZ		Dilation of Right Popliteal Artery with Two Intraluminal Devices, Open Approach-	
047M0F6		Dilation of Right Popliteal Artery, Bifurcation, with Three Intraluminal Devices, Open Approach-	
047M0FZ		Dilation of Right Popliteal Artery with Three Intraluminal Devices, Open Approach-	
047M0G6		Dilation of Right Popliteal Artery, Bifurcation, with Four or More Intraluminal Devices, Open Approach-	
047M0GZ		Dilation of Right Popliteal Artery with Four or More Intraluminal Devices, Open Approach-	
047M0Z1		Dilation of Right Popliteal Artery using Drug-Coated Balloon, Open Approach-Coated Balloon, Open Approach	
047M0Z6		Dilation of Right Popliteal Artery, Bifurcation, Open Approach-	
047M0ZZ		Dilation of Right Popliteal Artery, Open Approach-	
047M341		Dilation of Right Popliteal Artery with Drug-eluting Intraluminal Device, using Drug-eluting Intraluminal Device, using Drug	
047M346		Dilation of Right Popliteal Artery, Bifurcation, with Drug-eluting Intraluminal Device, Percutaneous Approach-eluting Intraluminal Device, Percutaneous Approach	
047M34Z		Dilation of Right Popliteal Artery with Drug-eluting Intraluminal Device, Percutaneous Approach-eluting Intraluminal Device, Percutaneous Approach	
047M356		Dilation of Right Popliteal Artery, Bifurcation, with Two Drug-eluting Intraluminal Devices, Percutaneous Approach-eluting Intraluminal Devices, Percutaneous Approach	
047M35Z		Dilation of Right Popliteal Artery with Two Drug-eluting Intraluminal Devices, Percutaneous Approach-eluting Intraluminal Devices, Percutaneous Approach	
047M366		Dilation of Right Popliteal Artery, Bifurcation, with Three Drug-eluting Intraluminal Devices, Percutaneous Approach-eluting Intraluminal Devices, Percutaneous Approach	
047M36Z		Dilation of Right Popliteal Artery with Three Drug-eluting Intraluminal Devices, Percutaneous Approach-eluting Intraluminal Devices, Percutaneous Approach	
047M376		Dilation of Right Popliteal Artery, Bifurcation, with Four or More Drug-eluting Intraluminal Devices, Percutaneous Approach-eluting Intraluminal Devices, Percutaneous Approach	
047M37Z		Dilation of Right Popliteal Artery with Four or More Drug-eluting Intraluminal Devices, Percutaneous Approach-eluting Intraluminal Devices, Percutaneous Approach	
047M3D1		Dilation of Right Popliteal Artery with Intraluminal Device, using Drug-Coated Balloon, Percutaneous Approach-Coated Balloon, Percutaneous Approach	

Appendix A
Comorbid conditions

047M3D6		Dilation of Right Popliteal Artery, Bifurcation, with Intraluminal Device, Percutaneous Approach--	
047M3DZ		Dilation of Right Popliteal Artery with Intraluminal Device, Percutaneous Approach--	
047M3E6		Dilation of Right Popliteal Artery, Bifurcation, with Two Intraluminal Devices, Percutaneous Approach--	
047M3EZ		Dilation of Right Popliteal Artery with Two Intraluminal Devices, Percutaneous Approach--	
047M3F6		Dilation of Right Popliteal Artery, Bifurcation, with Three Intraluminal Devices, Percutaneous Approach--	
047M3FZ		Dilation of Right Popliteal Artery with Three Intraluminal Devices, Percutaneous Approach--	
047M3G6		Dilation of Right Popliteal Artery, Bifurcation, with Four or More Intraluminal Devices, Percutaneous Approach--	
047M3GZ		Dilation of Right Popliteal Artery with Four or More Intraluminal Devices, Percutaneous Approach--	
047M3Z1		Dilation of Right Popliteal Artery using Drug-Coated Balloon, Percutaneous Approach-Coated Balloon, Percutaneous Approach	
047M3Z6		Dilation of Right Popliteal Artery, Bifurcation, Percutaneous Approach--	
047M3ZZ		Dilation of Right Popliteal Artery, Percutaneous Approach--	
047M441		Dilation of Right Popliteal Artery with Drug-eluting Intraluminal Device, using Drug-eluting Intraluminal Device, using Drug	
047M446		Dilation of Right Popliteal Artery, Bifurcation, with Drug-eluting Intraluminal Device, Percutaneous Endoscopic Approach-eluting Intraluminal Device, Percutaneous Endoscopic Approach	
047M44Z		Dilation of Right Popliteal Artery with Drug-eluting Intraluminal Device, Percutaneous Endoscopic Approach-eluting Intraluminal Device, Percutaneous Endoscopic Approach	
047M456		Dilation of Right Popliteal Artery, Bifurcation, with Two Drug-eluting Intraluminal Devices, Percutaneous Endoscopic Approach-eluting Intraluminal Devices, Percutaneous Endoscopic Approach	
047M45Z		Dilation of Right Popliteal Artery with Two Drug-eluting Intraluminal Devices, Percutaneous Endoscopic Approach-eluting Intraluminal Devices, Percutaneous Endoscopic Approach	
047M466		Dilation of Right Popliteal Artery, Bifurcation, with Three Drug-eluting Intraluminal Devices, Percutaneous Endoscopic Approach-eluting Intraluminal Devices, Percutaneous Endoscopic Approach	
047M46Z		Dilation of Right Popliteal Artery with Three Drug-eluting Intraluminal Devices, Percutaneous Endoscopic Approach-eluting Intraluminal Devices, Percutaneous Endoscopic Approach	
047M476		Dilation of Right Popliteal Artery, Bifurcation, with Four or More Drug-eluting Intraluminal Devices, Percutaneous Endoscopic Approach-eluting Intraluminal Devices, Percutaneous Endoscopic Approach	
047M47Z		Dilation of Right Popliteal Artery with Four or More Drug-eluting Intraluminal Devices, Percutaneous Endoscopic Approach-eluting Intraluminal Devices, Percutaneous Endoscopic Approach	

Appendix A
Comorbid conditions

047M4D1		Dilation of Right Popliteal Artery with Intraluminal Device, using Drug-Coated Balloon, Percutaneous Endoscopic Approach-Coated Balloon, Percutaneous Endoscopic Approach	
047M4D6		Dilation of Right Popliteal Artery, Bifurcation, with Intraluminal Device, Percutaneous Endoscopic Approach-	
047M4DZ		Dilation of Right Popliteal Artery with Intraluminal Device, Percutaneous Endoscopic Approach-	
047M4E6		Dilation of Right Popliteal Artery, Bifurcation, with Two Intraluminal Devices, Percutaneous Endoscopic Approach-	
047M4EZ		Dilation of Right Popliteal Artery with Two Intraluminal Devices, Percutaneous Endoscopic Approach-	
047M4F6		Dilation of Right Popliteal Artery, Bifurcation, with Three Intraluminal Devices, Percutaneous Endoscopic Approach-	
047M4FZ		Dilation of Right Popliteal Artery with Three Intraluminal Devices, Percutaneous Endoscopic Approach-	
047M4G6		Dilation of Right Popliteal Artery, Bifurcation, with Four or More Intraluminal Devices, Percutaneous Endoscopic Approach-	
047M4GZ		Dilation of Right Popliteal Artery with Four or More Intraluminal Devices, Percutaneous Endoscopic Approach-	
047M4Z1		Dilation of Right Popliteal Artery using Drug-Coated Balloon, Percutaneous Endoscopic Approach-Coated Balloon, Percutaneous Endoscopic Approach	
047M4Z6		Dilation of Right Popliteal Artery, Bifurcation, Percutaneous Endoscopic Approach-	
047M4ZZ		Dilation of Right Popliteal Artery, Percutaneous Endoscopic Approach-	
047N041		Dilation of Left Popliteal Artery with Drug-eluting Intraluminal Device, using Drug-eluting Intraluminal Device, using Drug	
047N046		Dilation of Left Popliteal Artery, Bifurcation, with Drug-eluting Intraluminal Device, Open Approach-eluting Intraluminal Device, Open Approach	
047N04Z		Dilation of Left Popliteal Artery with Drug-eluting Intraluminal Device, Open Approach-eluting Intraluminal Device, Open Approach	
047N056		Dilation of Left Popliteal Artery, Bifurcation, with Two Drug-eluting Intraluminal Devices, Open Approach-eluting Intraluminal Devices, Open Approach	
047N05Z		Dilation of Left Popliteal Artery with Two Drug-eluting Intraluminal Devices, Open Approach-eluting Intraluminal Devices, Open Approach	
047N066		Dilation of Left Popliteal Artery, Bifurcation, with Three Drug-eluting Intraluminal Devices, Open Approach-eluting Intraluminal Devices, Open Approach	
047N06Z		Dilation of Left Popliteal Artery with Three Drug-eluting Intraluminal Devices, Open Approach-eluting Intraluminal Devices, Open Approach	
047N076		Dilation of Left Popliteal Artery, Bifurcation, with Four or More Drug-eluting Intraluminal Devices, Open Approach-eluting Intraluminal Devices, Open Approach	
047N07Z		Dilation of Left Popliteal Artery with Four or More Drug-eluting Intraluminal Devices, Open Approach-eluting Intraluminal Devices, Open Approach	
047N0D1		Dilation of Left Popliteal Artery with Intraluminal Device, using Drug-Coated Balloon, Open Approach-Coated Balloon, Open Approach	
047N0D6		Dilation of Left Popliteal Artery, Bifurcation, with Intraluminal Device, Open Approach-	

Appendix A
Comorbid conditions

047N0DZ		Dilation of Left Popliteal Artery with Intraluminal Device, Open Approach--	
047N0E6		Dilation of Left Popliteal Artery, Bifurcation, with Two Intraluminal Devices, Open Approach--	
047N0EZ		Dilation of Left Popliteal Artery with Two Intraluminal Devices, Open Approach--	
047N0F6		Dilation of Left Popliteal Artery, Bifurcation, with Three Intraluminal Devices, Open Approach--	
047N0FZ		Dilation of Left Popliteal Artery with Three Intraluminal Devices, Open Approach--	
047N0G6		Dilation of Left Popliteal Artery, Bifurcation, with Four or More Intraluminal Devices, Open Approach--	
047N0GZ		Dilation of Left Popliteal Artery with Four or More Intraluminal Devices, Open Approach--	
047N0Z1		Dilation of Left Popliteal Artery using Drug-Coated Balloon, Open Approach-Coated Balloon, Open Approach	
047N0Z6		Dilation of Left Popliteal Artery, Bifurcation, Open Approach--	
047N0ZZ		Dilation of Left Popliteal Artery, Open Approach--	
047N341		Dilation of Left Popliteal Artery with Drug-eluting Intraluminal Device, using Drug-eluting Intraluminal Device, using Drug	
047N346		Dilation of Left Popliteal Artery, Bifurcation, with Drug-eluting Intraluminal Device, Percutaneous Approach-eluting Intraluminal Device, Percutaneous Approach	
047N34Z		Dilation of Left Popliteal Artery with Drug-eluting Intraluminal Device, Percutaneous Approach-eluting Intraluminal Device, Percutaneous Approach	
047N356		Dilation of Left Popliteal Artery, Bifurcation, with Two Drug-eluting Intraluminal Devices, Percutaneous Approach-eluting Intraluminal Devices, Percutaneous Approach	
047N35Z		Dilation of Left Popliteal Artery with Two Drug-eluting Intraluminal Devices, Percutaneous Approach-eluting Intraluminal Devices, Percutaneous Approach	
047N366		Dilation of Left Popliteal Artery, Bifurcation, with Three Drug-eluting Intraluminal Devices, Percutaneous Approach-eluting Intraluminal Devices, Percutaneous Approach	
047N36Z		Dilation of Left Popliteal Artery with Three Drug-eluting Intraluminal Devices, Percutaneous Approach-eluting Intraluminal Devices, Percutaneous Approach	
047N376		Dilation of Left Popliteal Artery, Bifurcation, with Four or More Drug-eluting Intraluminal Devices, Percutaneous Approach-eluting Intraluminal Devices, Percutaneous Approach	
047N37Z		Dilation of Left Popliteal Artery with Four or More Drug-eluting Intraluminal Devices, Percutaneous Approach-eluting Intraluminal Devices, Percutaneous Approach	
047N3D1		Dilation of Left Popliteal Artery with Intraluminal Device, using Drug-Coated Balloon, Percutaneous Approach-Coated Balloon, Percutaneous Approach	
047N3D6		Dilation of Left Popliteal Artery, Bifurcation, with Intraluminal Device, Percutaneous Approach--	
047N3DZ		Dilation of Left Popliteal Artery with Intraluminal Device, Percutaneous Approach--	
047N3E6		Dilation of Left Popliteal Artery, Bifurcation, with Two Intraluminal Devices, Percutaneous Approach--	
047N3EZ		Dilation of Left Popliteal Artery with Two Intraluminal Devices, Percutaneous Approach--	

Appendix A
Comorbid conditions

047N3F6		Dilation of Left Popliteal Artery, Bifurcation, with Three Intraluminal Devices, Percutaneous Approach-	
047N3FZ		Dilation of Left Popliteal Artery with Three Intraluminal Devices, Percutaneous Approach-	
047N3G6		Dilation of Left Popliteal Artery, Bifurcation, with Four or More Intraluminal Devices, Percutaneous Approach-	
047N3GZ		Dilation of Left Popliteal Artery with Four or More Intraluminal Devices, Percutaneous Approach-	
047N3Z1		Dilation of Left Popliteal Artery using Drug-Coated Balloon, Percutaneous Approach-Coated Balloon, Percutaneous Approach	
047N3Z6		Dilation of Left Popliteal Artery, Bifurcation, Percutaneous Approach-	
047N3ZZ		Dilation of Left Popliteal Artery, Percutaneous Approach-	
047N441		Dilation of Left Popliteal Artery with Drug-eluting Intraluminal Device, using Drug-eluting Intraluminal Device, using Drug	
047N446		Dilation of Left Popliteal Artery, Bifurcation, with Drug-eluting Intraluminal Device, Percutaneous Endoscopic Approach-eluting Intraluminal Device, Percutaneous Endoscopic Approach	
047N44Z		Dilation of Left Popliteal Artery with Drug-eluting Intraluminal Device, Percutaneous Endoscopic Approach-eluting Intraluminal Device, Percutaneous Endoscopic Approach	
047N456		Dilation of Left Popliteal Artery, Bifurcation, with Two Drug-eluting Intraluminal Devices, Percutaneous Endoscopic Approach-eluting Intraluminal Devices, Percutaneous Endoscopic Approach	
047N45Z		Dilation of Left Popliteal Artery with Two Drug-eluting Intraluminal Devices, Percutaneous Endoscopic Approach-eluting Intraluminal Devices, Percutaneous Endoscopic Approach	
047N466		Dilation of Left Popliteal Artery, Bifurcation, with Three Drug-eluting Intraluminal Devices, Percutaneous Endoscopic Approach-eluting Intraluminal Devices, Percutaneous Endoscopic Approach	
047N46Z		Dilation of Left Popliteal Artery with Three Drug-eluting Intraluminal Devices, Percutaneous Endoscopic Approach-eluting Intraluminal Devices, Percutaneous Endoscopic Approach	
047N476		Dilation of Left Popliteal Artery, Bifurcation, with Four or More Drug-eluting Intraluminal Devices, Percutaneous Endoscopic Approach-eluting Intraluminal Devices, Percutaneous Endoscopic Approach	
047N47Z		Dilation of Left Popliteal Artery with Four or More Drug-eluting Intraluminal Devices, Percutaneous Endoscopic Approach-eluting Intraluminal Devices, Percutaneous Endoscopic Approach	
047N4D1		Dilation of Left Popliteal Artery with Intraluminal Device, using Drug-Coated Balloon, Percutaneous Endoscopic Approach-Coated Balloon, Percutaneous Endoscopic Approach	
047N4D6		Dilation of Left Popliteal Artery, Bifurcation, with Intraluminal Device, Percutaneous Endoscopic Approach-	
047N4DZ		Dilation of Left Popliteal Artery with Intraluminal Device, Percutaneous Endoscopic Approach-	
047N4E6		Dilation of Left Popliteal Artery, Bifurcation, with Two Intraluminal Devices, Percutaneous Endoscopic Approach-	

Appendix A
Comorbid conditions

047N4EZ		Dilation of Left Popliteal Artery with Two Intraluminal Devices, Percutaneous Endoscopic Approach--	
047N4F6		Dilation of Left Popliteal Artery, Bifurcation, with Three Intraluminal Devices, Percutaneous Endoscopic Approach--	
047N4FZ		Dilation of Left Popliteal Artery with Three Intraluminal Devices, Percutaneous Endoscopic Approach--	
047N4G6		Dilation of Left Popliteal Artery, Bifurcation, with Four or More Intraluminal Devices, Percutaneous Endoscopic Approach--	
047N4GZ		Dilation of Left Popliteal Artery with Four or More Intraluminal Devices, Percutaneous Endoscopic Approach--	
047N4Z1		Dilation of Left Popliteal Artery using Drug-Coated Balloon, Percutaneous Endoscopic Approach-Coated Balloon, Percutaneous Endoscopic Approach	
047N4Z6		Dilation of Left Popliteal Artery, Bifurcation, Percutaneous Endoscopic Approach--	
047N4ZZ		Dilation of Left Popliteal Artery, Percutaneous Endoscopic Approach--	
047P046		Dilation of Right Anterior Tibial Artery, Bifurcation, with Drug-eluting Intraluminal Device, Open Approach-eluting Intraluminal Device, Open Approach	
047P04Z		Dilation of Right Anterior Tibial Artery with Drug-eluting Intraluminal Device, Open Approach-eluting Intraluminal Device, Open Approach	
047P056		Dilation of Right Anterior Tibial Artery, Bifurcation, with Two Drug-eluting Intraluminal Devices, Open Approach-eluting Intraluminal Devices, Open Approach	
047P05Z		Dilation of Right Anterior Tibial Artery with Two Drug-eluting Intraluminal Devices, Open Approach-eluting Intraluminal Devices, Open Approach	
047P066		Dilation of Right Anterior Tibial Artery, Bifurcation, with Three Drug-eluting Intraluminal Devices, Open Approach-eluting Intraluminal Devices, Open Approach	
047P06Z		Dilation of Right Anterior Tibial Artery with Three Drug-eluting Intraluminal Devices, Open Approach-eluting Intraluminal Devices, Open Approach	
047P076		Dilation of Right Anterior Tibial Artery, Bifurcation, with Four or More Drug-eluting Intraluminal Devices, Open Approach-eluting Intraluminal Devices, Open Approach	
047P07Z		Dilation of Right Anterior Tibial Artery with Four or More Drug-eluting Intraluminal Devices, Open Approach-eluting Intraluminal Devices, Open Approach	
047P0D6		Dilation of Right Anterior Tibial Artery, Bifurcation, with Intraluminal Device, Open Approach--	
047P0DZ		Dilation of Right Anterior Tibial Artery with Intraluminal Device, Open Approach--	
047P0E6		Dilation of Right Anterior Tibial Artery, Bifurcation, with Two Intraluminal Devices, Open Approach--	
047P0EZ		Dilation of Right Anterior Tibial Artery with Two Intraluminal Devices, Open Approach--	
047P0F6		Dilation of Right Anterior Tibial Artery, Bifurcation, with Three Intraluminal Devices, Open Approach--	
047P0FZ		Dilation of Right Anterior Tibial Artery with Three Intraluminal Devices, Open Approach--	
047P0G6		Dilation of Right Anterior Tibial Artery, Bifurcation, with Four or More Intraluminal Devices, Open Approach--	
047P0GZ		Dilation of Right Anterior Tibial Artery with Four or More Intraluminal Devices, Open Approach--	

Appendix A
Comorbid conditions

047P0Z6		Dilation of Right Anterior Tibial Artery, Bifurcation, Open Approach--	
047P0ZZ		Dilation of Right Anterior Tibial Artery, Open Approach--	
047P346		Dilation of Right Anterior Tibial Artery, Bifurcation, with Drug-eluting Intraluminal Device, Percutaneous Approach-eluting Intraluminal Device, Percutaneous Approach	
047P34Z		Dilation of Right Anterior Tibial Artery with Drug-eluting Intraluminal Device, Percutaneous Approach-eluting Intraluminal Device, Percutaneous Approach	
047P356		Dilation of Right Anterior Tibial Artery, Bifurcation, with Two Drug-eluting Intraluminal Devices, Percutaneous Approach-eluting Intraluminal Devices, Percutaneous Approach	
047P35Z		Dilation of Right Anterior Tibial Artery with Two Drug-eluting Intraluminal Devices, Percutaneous Approach-eluting Intraluminal Devices, Percutaneous Approach	
047P366		Dilation of Right Anterior Tibial Artery, Bifurcation, with Three Drug-eluting Intraluminal Devices, Percutaneous Approach-eluting Intraluminal Devices, Percutaneous Approach	
047P36Z		Dilation of Right Anterior Tibial Artery with Three Drug-eluting Intraluminal Devices, Percutaneous Approach-eluting Intraluminal Devices, Percutaneous Approach	
047P376		Dilation of Right Anterior Tibial Artery, Bifurcation, with Four or More Drug-eluting Intraluminal Devices, Percutaneous Approach-eluting Intraluminal Devices, Percutaneous Approach	
047P37Z		Dilation of Right Anterior Tibial Artery with Four or More Drug-eluting Intraluminal Devices, Percutaneous Approach-eluting Intraluminal Devices, Percutaneous Approach	
047P3D6		Dilation of Right Anterior Tibial Artery, Bifurcation, with Intraluminal Device, Percutaneous Approach--	
047P3DZ		Dilation of Right Anterior Tibial Artery with Intraluminal Device, Percutaneous Approach--	
047P3E6		Dilation of Right Anterior Tibial Artery, Bifurcation, with Two Intraluminal Devices, Percutaneous Approach--	
047P3EZ		Dilation of Right Anterior Tibial Artery with Two Intraluminal Devices, Percutaneous Approach--	
047P3F6		Dilation of Right Anterior Tibial Artery, Bifurcation, with Three Intraluminal Devices, Percutaneous Approach--	
047P3FZ		Dilation of Right Anterior Tibial Artery with Three Intraluminal Devices, Percutaneous Approach--	
047P3G6		Dilation of Right Anterior Tibial Artery, Bifurcation, with Four or More Intraluminal Devices, Percutaneous Approach--	
047P3GZ		Dilation of Right Anterior Tibial Artery with Four or More Intraluminal Devices, Percutaneous Approach--	
047P3Z6		Dilation of Right Anterior Tibial Artery, Bifurcation, Percutaneous Approach--	
047P3ZZ		Dilation of Right Anterior Tibial Artery, Percutaneous Approach--	
047P446		Dilation of Right Anterior Tibial Artery, Bifurcation, with Drug-eluting Intraluminal Device, Percutaneous Endoscopic Approach-eluting Intraluminal Device, Percutaneous Endoscopic Approach	
047P44Z		Dilation of Right Anterior Tibial Artery with Drug-eluting Intraluminal Device, Percutaneous Endoscopic Approach-eluting Intraluminal Device, Percutaneous Endoscopic Approach	

Appendix A
Comorbid conditions

047P456		Dilation of Right Anterior Tibial Artery, Bifurcation, with Two Drug-eluting Intraluminal Devices, Percutaneous Endoscopic Approach-eluting Intraluminal Devices, Percutaneous Endoscopic Approach	
047P45Z		Dilation of Right Anterior Tibial Artery with Two Drug-eluting Intraluminal Devices, Percutaneous Endoscopic Approach-eluting Intraluminal Devices, Percutaneous Endoscopic Approach	
047P466		Dilation of Right Anterior Tibial Artery, Bifurcation, with Three Drug-eluting Intraluminal Devices, Percutaneous Endoscopic Approach-eluting Intraluminal Devices, Percutaneous Endoscopic Approach	
047P46Z		Dilation of Right Anterior Tibial Artery with Three Drug-eluting Intraluminal Devices, Percutaneous Endoscopic Approach-eluting Intraluminal Devices, Percutaneous Endoscopic Approach	
047P476		Dilation of Right Anterior Tibial Artery, Bifurcation, with Four or More Drug-eluting Intraluminal Devices, Percutaneous Endoscopic Approach-eluting Intraluminal Devices, Percutaneous Endoscopic Approach	
047P47Z		Dilation of Right Anterior Tibial Artery with Four or More Drug-eluting Intraluminal Devices, Percutaneous Endoscopic Approach-eluting Intraluminal Devices, Percutaneous Endoscopic Approach	
047P4D6		Dilation of Right Anterior Tibial Artery, Bifurcation, with Intraluminal Device, Percutaneous Endoscopic Approach-	
047P4DZ		Dilation of Right Anterior Tibial Artery with Intraluminal Device, Percutaneous Endoscopic Approach-	
047P4E6		Dilation of Right Anterior Tibial Artery, Bifurcation, with Two Intraluminal Devices, Percutaneous Endoscopic Approach-	
047P4EZ		Dilation of Right Anterior Tibial Artery with Two Intraluminal Devices, Percutaneous Endoscopic Approach-	
047P4F6		Dilation of Right Anterior Tibial Artery, Bifurcation, with Three Intraluminal Devices, Percutaneous Endoscopic Approach-	
047P4FZ		Dilation of Right Anterior Tibial Artery with Three Intraluminal Devices, Percutaneous Endoscopic Approach-	
047P4G6		Dilation of Right Anterior Tibial Artery, Bifurcation, with Four or More Intraluminal Devices, Percutaneous Endoscopic Approach-	
047P4GZ		Dilation of Right Anterior Tibial Artery with Four or More Intraluminal Devices, Percutaneous Endoscopic Approach-	
047P4Z6		Dilation of Right Anterior Tibial Artery, Bifurcation, Percutaneous Endoscopic Approach-	
047P4ZZ		Dilation of Right Anterior Tibial Artery, Percutaneous Endoscopic Approach-	
047Q046		Dilation of Left Anterior Tibial Artery, Bifurcation, with Drug-eluting Intraluminal Device, Open Approach-eluting Intraluminal Device, Open Approach	
047Q04Z		Dilation of Left Anterior Tibial Artery with Drug-eluting Intraluminal Device, Open Approach-eluting Intraluminal Device, Open Approach	
047Q056		Dilation of Left Anterior Tibial Artery, Bifurcation, with Two Drug-eluting Intraluminal Devices, Open Approach-eluting Intraluminal Devices, Open Approach	
047Q05Z		Dilation of Left Anterior Tibial Artery with Two Drug-eluting Intraluminal Devices, Open Approach-eluting Intraluminal Devices, Open Approach	

Appendix A
Comorbid conditions

047Q066		Dilation of Left Anterior Tibial Artery, Bifurcation, with Three Drug-eluting Intraluminal Devices, Open Approach-eluting Intraluminal Devices, Open Approach	
047Q06Z		Dilation of Left Anterior Tibial Artery with Three Drug-eluting Intraluminal Devices, Open Approach-eluting Intraluminal Devices, Open Approach	
047Q076		Dilation of Left Anterior Tibial Artery, Bifurcation, with Four or More Drug-eluting Intraluminal Devices, Open Approach-eluting Intraluminal Devices, Open Approach	
047Q07Z		Dilation of Left Anterior Tibial Artery with Four or More Drug-eluting Intraluminal Devices, Open Approach-eluting Intraluminal Devices, Open Approach	
047Q0D6		Dilation of Left Anterior Tibial Artery, Bifurcation, with Intraluminal Device, Open Approach-	
047Q0DZ		Dilation of Left Anterior Tibial Artery with Intraluminal Device, Open Approach-	
047Q0E6		Dilation of Left Anterior Tibial Artery, Bifurcation, with Two Intraluminal Devices, Open Approach-	
047Q0EZ		Dilation of Left Anterior Tibial Artery with Two Intraluminal Devices, Open Approach-	
047Q0F6		Dilation of Left Anterior Tibial Artery, Bifurcation, with Three Intraluminal Devices, Open Approach-	
047Q0FZ		Dilation of Left Anterior Tibial Artery with Three Intraluminal Devices, Open Approach-	
047Q0G6		Dilation of Left Anterior Tibial Artery, Bifurcation, with Four or More Intraluminal Devices, Open Approach-	
047Q0GZ		Dilation of Left Anterior Tibial Artery with Four or More Intraluminal Devices, Open Approach-	
047Q0Z6		Dilation of Left Anterior Tibial Artery, Bifurcation, Open Approach-	
047Q0ZZ		Dilation of Left Anterior Tibial Artery, Open Approach-	
047Q346		Dilation of Left Anterior Tibial Artery, Bifurcation, with Drug eluting Intraluminal Device, Percutaneous Approach-eluting Intraluminal Device, Percutaneous Approach	
047Q34Z		Dilation of Left Anterior Tibial Artery with Drug-eluting Intraluminal Device, Percutaneous Approach-eluting Intraluminal Device, Percutaneous Approach	
047Q356		Dilation of Left Anterior Tibial Artery, Bifurcation, with Two Drug-eluting Intraluminal Devices, Percutaneous Approach-eluting Intraluminal Devices, Percutaneous Approach	
047Q35Z		Dilation of Left Anterior Tibial Artery with Two Drug-eluting Intraluminal Devices, Percutaneous Approach-eluting Intraluminal Devices, Percutaneous Approach	
047Q366		Dilation of Left Anterior Tibial Artery, Bifurcation, with Three Drug-eluting Intraluminal Devices, Percutaneous Approach-eluting Intraluminal Devices, Percutaneous Approach	
047Q36Z		Dilation of Left Anterior Tibial Artery with Three Drug-eluting Intraluminal Devices, Percutaneous Approach-eluting Intraluminal Devices, Percutaneous Approach	
047Q376		Dilation of Left Anterior Tibial Artery, Bifurcation, with Four or More Drug-eluting Intraluminal Devices, Percutaneous Approach-eluting Intraluminal Devices, Percutaneous Approach	
047Q37Z		Dilation of Left Anterior Tibial Artery with Four or More Drug-eluting Intraluminal Devices, Percutaneous Approach-eluting Intraluminal Devices, Percutaneous Approach	

Appendix A
Comorbid conditions

047Q3D6		Dilation of Left Anterior Tibial Artery, Bifurcation, with Intraluminal Device, Percutaneous Approach--	
047Q3DZ		Dilation of Left Anterior Tibial Artery with Intraluminal Device, Percutaneous Approach--	
047Q3E6		Dilation of Left Anterior Tibial Artery, Bifurcation, with Two Intraluminal Devices, Percutaneous Approach--	
047Q3EZ		Dilation of Left Anterior Tibial Artery with Two Intraluminal Devices, Percutaneous Approach--	
047Q3F6		Dilation of Left Anterior Tibial Artery, Bifurcation, with Three Intraluminal Devices, Percutaneous Approach--	
047Q3FZ		Dilation of Left Anterior Tibial Artery with Three Intraluminal Devices, Percutaneous Approach--	
047Q3G6		Dilation of Left Anterior Tibial Artery, Bifurcation, with Four or More Intraluminal Devices, Percutaneous Approach--	
047Q3GZ		Dilation of Left Anterior Tibial Artery with Four or More Intraluminal Devices, Percutaneous Approach--	
047Q3Z6		Dilation of Left Anterior Tibial Artery, Bifurcation, Percutaneous Approach--	
047Q3ZZ		Dilation of Left Anterior Tibial Artery, Percutaneous Approach--	
047Q446		Dilation of Left Anterior Tibial Artery, Bifurcation, with Drug eluting Intraluminal Device, Percutaneous Endoscopic Approach-eluting Intraluminal Device, Percutaneous Endoscopic Approach	
047Q44Z		Dilation of Left Anterior Tibial Artery with Drug-eluting Intraluminal Device, Percutaneous Endoscopic Approach-eluting Intraluminal Device, Percutaneous Endoscopic Approach	
047Q456		Dilation of Left Anterior Tibial Artery, Bifurcation, with Two Drug-eluting Intraluminal Devices, Percutaneous Endoscopic Approach-eluting Intraluminal Devices, Percutaneous Endoscopic Approach	
047Q45Z		Dilation of Left Anterior Tibial Artery with Two Drug-eluting Intraluminal Devices, Percutaneous Endoscopic Approach-eluting Intraluminal Devices, Percutaneous Endoscopic Approach	
047Q466		Dilation of Left Anterior Tibial Artery, Bifurcation, with Three Drug-eluting Intraluminal Devices, Percutaneous Endoscopic Approach-eluting Intraluminal Devices, Percutaneous Endoscopic Approach	
047Q46Z		Dilation of Left Anterior Tibial Artery with Three Drug-eluting Intraluminal Devices, Percutaneous Endoscopic Approach-eluting Intraluminal Devices, Percutaneous Endoscopic Approach	
047Q476		Dilation of Left Anterior Tibial Artery, Bifurcation, with Four or More Drug-eluting Intraluminal Devices, Percutaneous Endoscopic Approach-eluting Intraluminal Devices, Percutaneous Endoscopic Approach	
047Q47Z		Dilation of Left Anterior Tibial Artery with Four or More Drug-eluting Intraluminal Devices, Percutaneous Endoscopic Approach-eluting Intraluminal Devices, Percutaneous Endoscopic Approach	
047Q4D6		Dilation of Left Anterior Tibial Artery, Bifurcation, with Intraluminal Device, Percutaneous Endoscopic Approach--	
047Q4DZ		Dilation of Left Anterior Tibial Artery with Intraluminal Device, Percutaneous Endoscopic Approach--	
047Q4E6		Dilation of Left Anterior Tibial Artery, Bifurcation, with Two Intraluminal Devices, Percutaneous Endoscopic Approach--	

Appendix A
Comorbid conditions

047Q4EZ		Dilation of Left Anterior Tibial Artery with Two Intraluminal Devices, Percutaneous Endoscopic Approach--	
047Q4F6		Dilation of Left Anterior Tibial Artery, Bifurcation, with Three Intraluminal Devices, Percutaneous Endoscopic Approach--	
047Q4FZ		Dilation of Left Anterior Tibial Artery with Three Intraluminal Devices, Percutaneous Endoscopic Approach--	
047Q4G6		Dilation of Left Anterior Tibial Artery, Bifurcation, with Four or More Intraluminal Devices, Percutaneous Endoscopic Approach--	
047Q4GZ		Dilation of Left Anterior Tibial Artery with Four or More Intraluminal Devices, Percutaneous Endoscopic Approach--	
047Q4Z6		Dilation of Left Anterior Tibial Artery, Bifurcation, Percutaneous Endoscopic Approach--	
047Q4ZZ		Dilation of Left Anterior Tibial Artery, Percutaneous Endoscopic Approach--	
047R046		Dilation of Right Posterior Tibial Artery, Bifurcation, with Drug-eluting Intraluminal Device, Open Approach-eluting Intraluminal Device, Open Approach	
047R04Z		Dilation of Right Posterior Tibial Artery with Drug-eluting Intraluminal Device, Open Approach-eluting Intraluminal Device, Open Approach	
047R056		Dilation of Right Posterior Tibial Artery, Bifurcation, with Two Drug-eluting Intraluminal Devices, Open Approach-eluting Intraluminal Devices, Open Approach	
047R05Z		Dilation of Right Posterior Tibial Artery with Two Drug-eluting Intraluminal Devices, Open Approach-eluting Intraluminal Devices, Open Approach	
047R066		Dilation of Right Posterior Tibial Artery, Bifurcation, with Three Drug-eluting Intraluminal Devices, Open Approach-eluting Intraluminal Devices, Open Approach	
047R06Z		Dilation of Right Posterior Tibial Artery with Three Drug-eluting Intraluminal Devices, Open Approach-eluting Intraluminal Devices, Open Approach	
047R076		Dilation of Right Posterior Tibial Artery, Bifurcation, with Four or More Drug-eluting Intraluminal Devices, Open Approach-eluting Intraluminal Devices, Open Approach	
047R07Z		Dilation of Right Posterior Tibial Artery with Four or More Drug-eluting Intraluminal Devices, Open Approach-eluting Intraluminal Devices, Open Approach	
047R0D6		Dilation of Right Posterior Tibial Artery, Bifurcation, with Intraluminal Device, Open Approach--	
047R0DZ		Dilation of Right Posterior Tibial Artery with Intraluminal Device, Open Approach--	
047R0E6		Dilation of Right Posterior Tibial Artery, Bifurcation, with Two Intraluminal Devices, Open Approach--	
047R0EZ		Dilation of Right Posterior Tibial Artery with Two Intraluminal Devices, Open Approach--	
047R0F6		Dilation of Right Posterior Tibial Artery, Bifurcation, with Three Intraluminal Devices, Open Approach--	
047R0FZ		Dilation of Right Posterior Tibial Artery with Three Intraluminal Devices, Open Approach--	
047R0G6		Dilation of Right Posterior Tibial Artery, Bifurcation, with Four or More Intraluminal Devices, Open Approach--	
047R0GZ		Dilation of Right Posterior Tibial Artery with Four or More Intraluminal Devices, Open Approach--	
047R0Z6		Dilation of Right Posterior Tibial Artery, Bifurcation, Open Approach--	
047R0ZZ		Dilation of Right Posterior Tibial Artery, Open Approach--	

Appendix A
Comorbid conditions

047R346		Dilation of Right Posterior Tibial Artery, Bifurcation, with Drug-eluting Intraluminal Device, Percutaneous Approach-eluting Intraluminal Device, Percutaneous Approach	
047R34Z		Dilation of Right Posterior Tibial Artery with Drug-eluting Intraluminal Device, Percutaneous Approach-eluting Intraluminal Device, Percutaneous Approach	
047R356		Dilation of Right Posterior Tibial Artery, Bifurcation, with Two Drug-eluting Intraluminal Devices, Percutaneous Approach-eluting Intraluminal Devices, Percutaneous Approach	
047R35Z		Dilation of Right Posterior Tibial Artery with Two Drug-eluting Intraluminal Devices, Percutaneous Approach-eluting Intraluminal Devices, Percutaneous Approach	
047R366		Dilation of Right Posterior Tibial Artery, Bifurcation, with Three Drug-eluting Intraluminal Devices, Percutaneous Approach-eluting Intraluminal Devices, Percutaneous Approach	
047R36Z		Dilation of Right Posterior Tibial Artery with Three Drug-eluting Intraluminal Devices, Percutaneous Approach-eluting Intraluminal Devices, Percutaneous Approach	
047R376		Dilation of Right Posterior Tibial Artery, Bifurcation, with Four or More Drug-eluting Intraluminal Devices, Percutaneous Approach-eluting Intraluminal Devices, Percutaneous Approach	
047R37Z		Dilation of Right Posterior Tibial Artery with Four or More Drug-eluting Intraluminal Devices, Percutaneous Approach-eluting Intraluminal Devices, Percutaneous Approach	
047R3D6		Dilation of Right Posterior Tibial Artery, Bifurcation, with Intraluminal Device, Percutaneous Approach--	
047R3DZ		Dilation of Right Posterior Tibial Artery with Intraluminal Device, Percutaneous Approach--	
047R3E6		Dilation of Right Posterior Tibial Artery, Bifurcation, with Two Intraluminal Devices, Percutaneous Approach--	
047R3EZ		Dilation of Right Posterior Tibial Artery with Two Intraluminal Devices, Percutaneous Approach--	
047R3F6		Dilation of Right Posterior Tibial Artery, Bifurcation, with Three Intraluminal Devices, Percutaneous Approach--	
047R3FZ		Dilation of Right Posterior Tibial Artery with Three Intraluminal Devices, Percutaneous Approach--	
047R3G6		Dilation of Right Posterior Tibial Artery, Bifurcation, with Four or More Intraluminal Devices, Percutaneous Approach--	
047R3GZ		Dilation of Right Posterior Tibial Artery with Four or More Intraluminal Devices, Percutaneous Approach--	
047R3Z6		Dilation of Right Posterior Tibial Artery, Bifurcation, Percutaneous Approach--	
047R3ZZ		Dilation of Right Posterior Tibial Artery, Percutaneous Approach--	
047R446		Dilation of Right Posterior Tibial Artery, Bifurcation, with Drug-eluting Intraluminal Device, Percutaneous Endoscopic Approach-eluting Intraluminal Device, Percutaneous Endoscopic Approach	
047R44Z		Dilation of Right Posterior Tibial Artery with Drug-eluting Intraluminal Device, Percutaneous Endoscopic Approach-eluting Intraluminal Device, Percutaneous Endoscopic Approach	
047R456		Dilation of Right Posterior Tibial Artery, Bifurcation, with Two Drug-eluting Intraluminal Devices, Percutaneous Endoscopic Approach-eluting Intraluminal Devices, Percutaneous Endoscopic Approach	

Appendix A
Comorbid conditions

047R45Z		Dilation of Right Posterior Tibial Artery with Two Drug-eluting Intraluminal Devices, Percutaneous Endoscopic Approach-eluting Intraluminal Devices, Percutaneous Endoscopic Approach	
047R466		Dilation of Right Posterior Tibial Artery, Bifurcation, with Three Drug-eluting Intraluminal Devices, Percutaneous Endoscopic Approach-eluting Intraluminal Devices, Percutaneous Endoscopic Approach	
047R46Z		Dilation of Right Posterior Tibial Artery with Three Drug-eluting Intraluminal Devices, Percutaneous Endoscopic Approach-eluting Intraluminal Devices, Percutaneous Endoscopic Approach	
047R476		Dilation of Right Posterior Tibial Artery, Bifurcation, with Four or More Drug-eluting Intraluminal Devices, Percutaneous Endoscopic Approach-eluting Intraluminal Devices, Percutaneous Endoscopic Approach	
047R47Z		Dilation of Right Posterior Tibial Artery with Four or More Drug-eluting Intraluminal Devices, Percutaneous Endoscopic Approach-eluting Intraluminal Devices, Percutaneous Endoscopic Approach	
047R4D6		Dilation of Right Posterior Tibial Artery, Bifurcation, with Intraluminal Device, Percutaneous Endoscopic Approach-	
047R4DZ		Dilation of Right Posterior Tibial Artery with Intraluminal Device, Percutaneous Endoscopic Approach-	
047R4E6		Dilation of Right Posterior Tibial Artery, Bifurcation, with Two Intraluminal Devices, Percutaneous Endoscopic Approach-	
047R4EZ		Dilation of Right Posterior Tibial Artery with Two Intraluminal Devices, Percutaneous Endoscopic Approach-	
047R4F6		Dilation of Right Posterior Tibial Artery, Bifurcation, with Three Intraluminal Devices, Percutaneous Endoscopic Approach-	
047R4FZ		Dilation of Right Posterior Tibial Artery with Three Intraluminal Devices, Percutaneous Endoscopic Approach-	
047R4G6		Dilation of Right Posterior Tibial Artery, Bifurcation, with Four or More Intraluminal Devices, Percutaneous Endoscopic Approach-	
047R4GZ		Dilation of Right Posterior Tibial Artery with Four or More Intraluminal Devices, Percutaneous Endoscopic Approach-	
047R4Z6		Dilation of Right Posterior Tibial Artery, Bifurcation, Percutaneous Endoscopic Approach-	
047R4ZZ		Dilation of Right Posterior Tibial Artery, Percutaneous Endoscopic Approach-	
047S046		Dilation of Left Posterior Tibial Artery, Bifurcation, with Drug-eluting Intraluminal Device, Open Approach-eluting Intraluminal Device, Open Approach	
047S04Z		Dilation of Left Posterior Tibial Artery with Drug-eluting Intraluminal Device, Open Approach-eluting Intraluminal Device, Open Approach	
047S056		Dilation of Left Posterior Tibial Artery, Bifurcation, with Two Drug-eluting Intraluminal Devices, Open Approach-eluting Intraluminal Devices, Open Approach	
047S05Z		Dilation of Left Posterior Tibial Artery with Two Drug-eluting Intraluminal Devices, Open Approach-eluting Intraluminal Devices, Open Approach	
047S066		Dilation of Left Posterior Tibial Artery, Bifurcation, with Three Drug-eluting Intraluminal Devices, Open Approach-eluting Intraluminal Devices, Open Approach	

Appendix A
Comorbid conditions

047S06Z		Dilation of Left Posterior Tibial Artery with Three Drug-eluting Intraluminal Devices, Open Approach-eluting Intraluminal Devices, Open Approach	
047S076		Dilation of Left Posterior Tibial Artery, Bifurcation, with Four or More Drug-eluting Intraluminal Devices, Open Approach-eluting Intraluminal Devices, Open Approach	
047S07Z		Dilation of Left Posterior Tibial Artery with Four or More Drug-eluting Intraluminal Devices, Open Approach-eluting Intraluminal Devices, Open Approach	
047S0D6		Dilation of Left Posterior Tibial Artery, Bifurcation, with Intraluminal Device, Open Approach-	
047S0DZ		Dilation of Left Posterior Tibial Artery with Intraluminal Device, Open Approach-	
047S0E6		Dilation of Left Posterior Tibial Artery, Bifurcation, with Two Intraluminal Devices, Open Approach-	
047S0EZ		Dilation of Left Posterior Tibial Artery with Two Intraluminal Devices, Open Approach-	
047S0F6		Dilation of Left Posterior Tibial Artery, Bifurcation, with Three Intraluminal Devices, Open Approach-	
047S0FZ		Dilation of Left Posterior Tibial Artery with Three Intraluminal Devices, Open Approach-	
047S0G6		Dilation of Left Posterior Tibial Artery, Bifurcation, with Four or More Intraluminal Devices, Open Approach-	
047S0GZ		Dilation of Left Posterior Tibial Artery with Four or More Intraluminal Devices, Open Approach-	
047S0Z6		Dilation of Left Posterior Tibial Artery, Bifurcation, Open Approach-	
047S0ZZ		Dilation of Left Posterior Tibial Artery, Open Approach-	
047S346		Dilation of Left Posterior Tibial Artery, Bifurcation, with Drug-eluting Intraluminal Device, Percutaneous Approach-eluting Intraluminal Device, Percutaneous Approach	
047S34Z		Dilation of Left Posterior Tibial Artery with Drug-eluting Intraluminal Device, Percutaneous Approach-eluting Intraluminal Device, Percutaneous Approach	
047S356		Dilation of Left Posterior Tibial Artery, Bifurcation, with Two Drug-eluting Intraluminal Devices, Percutaneous Approach-eluting Intraluminal Devices, Percutaneous Approach	
047S35Z		Dilation of Left Posterior Tibial Artery with Two Drug-eluting Intraluminal Devices, Percutaneous Approach-eluting Intraluminal Devices, Percutaneous Approach	
047S366		Dilation of Left Posterior Tibial Artery, Bifurcation, with Three Drug-eluting Intraluminal Devices, Percutaneous Approach-eluting Intraluminal Devices, Percutaneous Approach	
047S36Z		Dilation of Left Posterior Tibial Artery with Three Drug-eluting Intraluminal Devices, Percutaneous Approach-eluting Intraluminal Devices, Percutaneous Approach	
047S376		Dilation of Left Posterior Tibial Artery, Bifurcation, with Four or More Drug-eluting Intraluminal Devices, Percutaneous Approach-eluting Intraluminal Devices, Percutaneous Approach	
047S37Z		Dilation of Left Posterior Tibial Artery with Four or More Drug-eluting Intraluminal Devices, Percutaneous Approach-eluting Intraluminal Devices, Percutaneous Approach	
047S3D6		Dilation of Left Posterior Tibial Artery, Bifurcation, with Intraluminal Device, Percutaneous Approach-	
047S3DZ		Dilation of Left Posterior Tibial Artery with Intraluminal Device, Percutaneous Approach-	

Appendix A
Comorbid conditions

047S3E6		Dilation of Left Posterior Tibial Artery, Bifurcation, with Two Intraluminal Devices, Percutaneous Approach--	
047S3EZ		Dilation of Left Posterior Tibial Artery with Two Intraluminal Devices, Percutaneous Approach--	
047S3F6		Dilation of Left Posterior Tibial Artery, Bifurcation, with Three Intraluminal Devices, Percutaneous Approach--	
047S3FZ		Dilation of Left Posterior Tibial Artery with Three Intraluminal Devices, Percutaneous Approach--	
047S3G6		Dilation of Left Posterior Tibial Artery, Bifurcation, with Four or More Intraluminal Devices, Percutaneous Approach--	
047S3GZ		Dilation of Left Posterior Tibial Artery with Four or More Intraluminal Devices, Percutaneous Approach--	
047S3Z6		Dilation of Left Posterior Tibial Artery, Bifurcation, Percutaneous Approach--	
047S3ZZ		Dilation of Left Posterior Tibial Artery, Percutaneous Approach--	
047S446		Dilation of Left Posterior Tibial Artery, Bifurcation, with Drug-eluting Intraluminal Device, Percutaneous Endoscopic Approach-eluting Intraluminal Device, Percutaneous Endoscopic Approach	
047S44Z		Dilation of Left Posterior Tibial Artery with Drug-eluting Intraluminal Device, Percutaneous Endoscopic Approach-eluting Intraluminal Device, Percutaneous Endoscopic Approach	
047S456		Dilation of Left Posterior Tibial Artery, Bifurcation, with Two Drug-eluting Intraluminal Devices, Percutaneous Endoscopic Approach-eluting Intraluminal Devices, Percutaneous Endoscopic Approach	
047S45Z		Dilation of Left Posterior Tibial Artery with Two Drug-eluting Intraluminal Devices, Percutaneous Endoscopic Approach-eluting Intraluminal Devices, Percutaneous Endoscopic Approach	
047S466		Dilation of Left Posterior Tibial Artery, Bifurcation, with Three Drug-eluting Intraluminal Devices, Percutaneous Endoscopic Approach-eluting Intraluminal Devices, Percutaneous Endoscopic Approach	
047S46Z		Dilation of Left Posterior Tibial Artery with Three Drug-eluting Intraluminal Devices, Percutaneous Endoscopic Approach-eluting Intraluminal Devices, Percutaneous Endoscopic Approach	
047S476		Dilation of Left Posterior Tibial Artery, Bifurcation, with Four or More Drug-eluting Intraluminal Devices, Percutaneous Endoscopic Approach-eluting Intraluminal Devices, Percutaneous Endoscopic Approach	
047S47Z		Dilation of Left Posterior Tibial Artery with Four or More Drug-eluting Intraluminal Devices, Percutaneous Endoscopic Approach-eluting Intraluminal Devices, Percutaneous Endoscopic Approach	
047S4D6		Dilation of Left Posterior Tibial Artery, Bifurcation, with Intraluminal Device, Percutaneous Endoscopic Approach--	
047S4DZ		Dilation of Left Posterior Tibial Artery with Intraluminal Device, Percutaneous Endoscopic Approach--	
047S4E6		Dilation of Left Posterior Tibial Artery, Bifurcation, with Two Intraluminal Devices, Percutaneous Endoscopic Approach--	
047S4EZ		Dilation of Left Posterior Tibial Artery with Two Intraluminal Devices, Percutaneous Endoscopic Approach--	

Appendix A
Comorbid conditions

047S4F6		Dilation of Left Posterior Tibial Artery, Bifurcation, with Three Intraluminal Devices, Percutaneous Endoscopic Approach–	
047S4FZ		Dilation of Left Posterior Tibial Artery with Three Intraluminal Devices, Percutaneous Endoscopic Approach–	
047S4G6		Dilation of Left Posterior Tibial Artery, Bifurcation, with Four or More Intraluminal Devices, Percutaneous Endoscopic Approach–	
047S4GZ		Dilation of Left Posterior Tibial Artery with Four or More Intraluminal Devices, Percutaneous Endoscopic Approach–	
047S4Z6		Dilation of Left Posterior Tibial Artery, Bifurcation, Percutaneous Endoscopic Approach–	
047S4ZZ		Dilation of Left Posterior Tibial Artery, Percutaneous Endoscopic Approach–	
047T046		Dilation of Right Peroneal Artery, Bifurcation, with Drug-eluting Intraluminal Device, Open Approach-eluting Intraluminal Device, Open Approach	
047T04Z		Dilation of Right Peroneal Artery with Drug-eluting Intraluminal Device, Open Approach-eluting Intraluminal Device, Open Approach	
047T056		Dilation of Right Peroneal Artery, Bifurcation, with Two Drug-eluting Intraluminal Devices, Open Approach-eluting Intraluminal Devices, Open Approach	
047T05Z		Dilation of Right Peroneal Artery with Two Drug-eluting Intraluminal Devices, Open Approach-eluting Intraluminal Devices, Open Approach	
047T066		Dilation of Right Peroneal Artery, Bifurcation, with Three Drug-eluting Intraluminal Devices, Open Approach-eluting Intraluminal Devices, Open Approach	
047T06Z		Dilation of Right Peroneal Artery with Three Drug-eluting Intraluminal Devices, Open Approach-eluting Intraluminal Devices, Open Approach	
047T076		Dilation of Right Peroneal Artery, Bifurcation, with Four or More Drug-eluting Intraluminal Devices, Open Approach-eluting Intraluminal Devices, Open Approach	
047T07Z		Dilation of Right Peroneal Artery with Four or More Drug-eluting Intraluminal Devices, Open Approach-eluting Intraluminal Devices, Open Approach	
047T0D6		Dilation of Right Peroneal Artery, Bifurcation, with Intraluminal Device, Open Approach–	
047T0DZ		Dilation of Right Peroneal Artery with Intraluminal Device, Open Approach–	
047T0E6		Dilation of Right Peroneal Artery, Bifurcation, with Two Intraluminal Devices, Open Approach–	
047T0EZ		Dilation of Right Peroneal Artery with Two Intraluminal Devices, Open Approach–	
047T0F6		Dilation of Right Peroneal Artery, Bifurcation, with Three Intraluminal Devices, Open Approach–	
047T0FZ		Dilation of Right Peroneal Artery with Three Intraluminal Devices, Open Approach–	
047T0G6		Dilation of Right Peroneal Artery, Bifurcation, with Four or More Intraluminal Devices, Open Approach–	
047T0GZ		Dilation of Right Peroneal Artery with Four or More Intraluminal Devices, Open Approach–	
047T0Z6		Dilation of Right Peroneal Artery, Bifurcation, Open Approach–	
047T0ZZ		Dilation of Right Peroneal Artery, Open Approach–	

Appendix A
Comorbid conditions

047T346		Dilation of Right Peroneal Artery, Bifurcation, with Drug-eluting Intraluminal Device, Percutaneous Approach-eluting Intraluminal Device, Percutaneous Approach	
047T34Z		Dilation of Right Peroneal Artery with Drug-eluting Intraluminal Device, Percutaneous Approach-eluting Intraluminal Device, Percutaneous Approach	
047T356		Dilation of Right Peroneal Artery, Bifurcation, with Two Drug-eluting Intraluminal Devices, Percutaneous Approach-eluting Intraluminal Devices, Percutaneous Approach	
047T35Z		Dilation of Right Peroneal Artery with Two Drug-eluting Intraluminal Devices, Percutaneous Approach-eluting Intraluminal Devices, Percutaneous Approach	
047T366		Dilation of Right Peroneal Artery, Bifurcation, with Three Drug-eluting Intraluminal Devices, Percutaneous Approach-eluting Intraluminal Devices, Percutaneous Approach	
047T36Z		Dilation of Right Peroneal Artery with Three Drug-eluting Intraluminal Devices, Percutaneous Approach-eluting Intraluminal Devices, Percutaneous Approach	
047T376		Dilation of Right Peroneal Artery, Bifurcation, with Four or More Drug-eluting Intraluminal Devices, Percutaneous Approach-eluting Intraluminal Devices, Percutaneous Approach	
047T37Z		Dilation of Right Peroneal Artery with Four or More Drug-eluting Intraluminal Devices, Percutaneous Approach-eluting Intraluminal Devices, Percutaneous Approach	
047T3D6		Dilation of Right Peroneal Artery, Bifurcation, with Intraluminal Device, Percutaneous Approach--	
047T3DZ		Dilation of Right Peroneal Artery with Intraluminal Device, Percutaneous Approach--	
047T3E6		Dilation of Right Peroneal Artery, Bifurcation, with Two Intraluminal Devices, Percutaneous Approach--	
047T3EZ		Dilation of Right Peroneal Artery with Two Intraluminal Devices, Percutaneous Approach--	
047T3F6		Dilation of Right Peroneal Artery, Bifurcation, with Three Intraluminal Devices, Percutaneous Approach--	
047T3FZ		Dilation of Right Peroneal Artery with Three Intraluminal Devices, Percutaneous Approach--	
047T3G6		Dilation of Right Peroneal Artery, Bifurcation, with Four or More Intraluminal Devices, Percutaneous Approach--	
047T3GZ		Dilation of Right Peroneal Artery with Four or More Intraluminal Devices, Percutaneous Approach--	
047T3Z6		Dilation of Right Peroneal Artery, Bifurcation, Percutaneous Approach--	
047T3ZZ		Dilation of Right Peroneal Artery, Percutaneous Approach--	
047T446		Dilation of Right Peroneal Artery, Bifurcation, with Drug-eluting Intraluminal Device, Percutaneous Endoscopic Approach-eluting Intraluminal Device, Percutaneous Endoscopic Approach	
047T44Z		Dilation of Right Peroneal Artery with Drug-eluting Intraluminal Device, Percutaneous Endoscopic Approach-eluting Intraluminal Device, Percutaneous Endoscopic Approach	
047T456		Dilation of Right Peroneal Artery, Bifurcation, with Two Drug-eluting Intraluminal Devices, Percutaneous Endoscopic Approach-eluting Intraluminal Devices, Percutaneous Endoscopic Approach	

Appendix A
Comorbid conditions

047T45Z		Dilation of Right Peroneal Artery with Two Drug-eluting Intraluminal Devices, Percutaneous Endoscopic Approach-eluting Intraluminal Devices, Percutaneous Endoscopic Approach	
047T466		Dilation of Right Peroneal Artery, Bifurcation, with Three Drug-eluting Intraluminal Devices, Percutaneous Endoscopic Approach-eluting Intraluminal Devices, Percutaneous Endoscopic Approach	
047T46Z		Dilation of Right Peroneal Artery with Three Drug-eluting Intraluminal Devices, Percutaneous Endoscopic Approach-eluting Intraluminal Devices, Percutaneous Endoscopic Approach	
047T476		Dilation of Right Peroneal Artery, Bifurcation, with Four or More Drug-eluting Intraluminal Devices, Percutaneous Endoscopic Approach-eluting Intraluminal Devices, Percutaneous Endoscopic Approach	
047T47Z		Dilation of Right Peroneal Artery with Four or More Drug-eluting Intraluminal Devices, Percutaneous Endoscopic Approach-eluting Intraluminal Devices, Percutaneous Endoscopic Approach	
047T4D6		Dilation of Right Peroneal Artery, Bifurcation, with Intraluminal Device, Percutaneous Endoscopic Approach-	
047T4DZ		Dilation of Right Peroneal Artery with Intraluminal Device, Percutaneous Endoscopic Approach-	
047T4E6		Dilation of Right Peroneal Artery, Bifurcation, with Two Intraluminal Devices, Percutaneous Endoscopic Approach-	
047T4EZ		Dilation of Right Peroneal Artery with Two Intraluminal Devices, Percutaneous Endoscopic Approach-	
047T4F6		Dilation of Right Peroneal Artery, Bifurcation, with Three Intraluminal Devices, Percutaneous Endoscopic Approach-	
047T4FZ		Dilation of Right Peroneal Artery with Three Intraluminal Devices, Percutaneous Endoscopic Approach-	
047T4G6		Dilation of Right Peroneal Artery, Bifurcation, with Four or More Intraluminal Devices, Percutaneous Endoscopic Approach-	
047T4GZ		Dilation of Right Peroneal Artery with Four or More Intraluminal Devices, Percutaneous Endoscopic Approach-	
047T4Z6		Dilation of Right Peroneal Artery, Bifurcation, Percutaneous Endoscopic Approach-	
047T4ZZ		Dilation of Right Peroneal Artery, Percutaneous Endoscopic Approach-	
047U046		Dilation of Left Peroneal Artery, Bifurcation, with Drug-eluting Intraluminal Device, Open Approach-eluting Intraluminal Device, Open Approach	
047U04Z		Dilation of Left Peroneal Artery with Drug-eluting Intraluminal Device, Open Approach-eluting Intraluminal Device, Open Approach	
047U056		Dilation of Left Peroneal Artery, Bifurcation, with Two Drug-eluting Intraluminal Devices, Open Approach-eluting Intraluminal Devices, Open Approach	
047U05Z		Dilation of Left Peroneal Artery with Two Drug-eluting Intraluminal Devices, Open Approach-eluting Intraluminal Devices, Open Approach	
047U066		Dilation of Left Peroneal Artery, Bifurcation, with Three Drug-eluting Intraluminal Devices, Open Approach-eluting Intraluminal Devices, Open Approach	
047U06Z		Dilation of Left Peroneal Artery with Three Drug-eluting Intraluminal Devices, Open Approach-eluting Intraluminal Devices, Open Approach	

Appendix A
Comorbid conditions

047U076		Dilation of Left Peroneal Artery, Bifurcation, with Four or More Drug-eluting Intraluminal Devices, Open Approach-eluting Intraluminal Devices, Open Approach	
047U07Z		Dilation of Left Peroneal Artery with Four or More Drug-eluting Intraluminal Devices, Open Approach-eluting Intraluminal Devices, Open Approach	
047U0D6		Dilation of Left Peroneal Artery, Bifurcation, with Intraluminal Device, Open Approach-	
047U0DZ		Dilation of Left Peroneal Artery with Intraluminal Device, Open Approach-	
047U0E6		Dilation of Left Peroneal Artery, Bifurcation, with Two Intraluminal Devices, Open Approach-	
047U0EZ		Dilation of Left Peroneal Artery with Two Intraluminal Devices, Open Approach-	
047U0F6		Dilation of Left Peroneal Artery, Bifurcation, with Three Intraluminal Devices, Open Approach-	
047U0FZ		Dilation of Left Peroneal Artery with Three Intraluminal Devices, Open Approach-	
047U0G6		Dilation of Left Peroneal Artery, Bifurcation, with Four or More Intraluminal Devices, Open Approach-	
047U0GZ		Dilation of Left Peroneal Artery with Four or More Intraluminal Devices, Open Approach-	
047U0Z6		Dilation of Left Peroneal Artery, Bifurcation, Open Approach-	
047U0ZZ		Dilation of Left Peroneal Artery, Open Approach-	
047U346		Dilation of Left Peroneal Artery, Bifurcation, with Drug-eluting Intraluminal Device, Percutaneous Approach-eluting Intraluminal Device, Percutaneous Approach	
047U34Z		Dilation of Left Peroneal Artery with Drug-eluting Intraluminal Device, Percutaneous Approach-eluting Intraluminal Device, Percutaneous Approach	
047U356		Dilation of Left Peroneal Artery, Bifurcation, with Two Drug-eluting Intraluminal Devices, Percutaneous Approach-eluting Intraluminal Devices, Percutaneous Approach	
047U35Z		Dilation of Left Peroneal Artery with Two Drug-eluting Intraluminal Devices, Percutaneous Approach-eluting Intraluminal Devices, Percutaneous Approach	
047U366		Dilation of Left Peroneal Artery, Bifurcation, with Three Drug-eluting Intraluminal Devices, Percutaneous Approach-eluting Intraluminal Devices, Percutaneous Approach	
047U36Z		Dilation of Left Peroneal Artery with Three Drug-eluting Intraluminal Devices, Percutaneous Approach-eluting Intraluminal Devices, Percutaneous Approach	
047U376		Dilation of Left Peroneal Artery, Bifurcation, with Four or More Drug-eluting Intraluminal Devices, Percutaneous Approach-eluting Intraluminal Devices, Percutaneous Approach	
047U37Z		Dilation of Left Peroneal Artery with Four or More Drug-eluting Intraluminal Devices, Percutaneous Approach-eluting Intraluminal Devices, Percutaneous Approach	
047U3D6		Dilation of Left Peroneal Artery, Bifurcation, with Intraluminal Device, Percutaneous Approach-	
047U3DZ		Dilation of Left Peroneal Artery with Intraluminal Device, Percutaneous Approach-	
047U3E6		Dilation of Left Peroneal Artery, Bifurcation, with Two Intraluminal Devices, Percutaneous Approach-	
047U3EZ		Dilation of Left Peroneal Artery with Two Intraluminal Devices, Percutaneous Approach-	

Appendix A
Comorbid conditions

047U3F6		Dilation of Left Peroneal Artery, Bifurcation, with Three Intraluminal Devices, Percutaneous Approach–	
047U3FZ		Dilation of Left Peroneal Artery with Three Intraluminal Devices, Percutaneous Approach–	
047U3G6		Dilation of Left Peroneal Artery, Bifurcation, with Four or More Intraluminal Devices, Percutaneous Approach–	
047U3GZ		Dilation of Left Peroneal Artery with Four or More Intraluminal Devices, Percutaneous Approach–	
047U3Z6		Dilation of Left Peroneal Artery, Bifurcation, Percutaneous Approach–	
047U3ZZ		Dilation of Left Peroneal Artery, Percutaneous Approach–	
047U446		Dilation of Left Peroneal Artery, Bifurcation, with Drug-eluting Intraluminal Device, Percutaneous Endoscopic Approach-eluting Intraluminal Device, Percutaneous Endoscopic Approach	
047U44Z		Dilation of Left Peroneal Artery with Drug-eluting Intraluminal Device, Percutaneous Endoscopic Approach-eluting Intraluminal Device, Percutaneous Endoscopic Approach	
047U456		Dilation of Left Peroneal Artery, Bifurcation, with Two Drug-eluting Intraluminal Devices, Percutaneous Endoscopic Approach-eluting Intraluminal Devices, Percutaneous Endoscopic Approach	
047U45Z		Dilation of Left Peroneal Artery with Two Drug-eluting Intraluminal Devices, Percutaneous Endoscopic Approach-eluting Intraluminal Devices, Percutaneous Endoscopic Approach	
047U466		Dilation of Left Peroneal Artery, Bifurcation, with Three Drug-eluting Intraluminal Devices, Percutaneous Endoscopic Approach-eluting Intraluminal Devices, Percutaneous Endoscopic Approach	
047U46Z		Dilation of Left Peroneal Artery with Three Drug-eluting Intraluminal Devices, Percutaneous Endoscopic Approach-eluting Intraluminal Devices, Percutaneous Endoscopic Approach	
047U476		Dilation of Left Peroneal Artery, Bifurcation, with Four or More Drug-eluting Intraluminal Devices, Percutaneous Endoscopic Approach-eluting Intraluminal Devices, Percutaneous Endoscopic Approach	
047U47Z		Dilation of Left Peroneal Artery with Four or More Drug-eluting Intraluminal Devices, Percutaneous Endoscopic Approach-eluting Intraluminal Devices, Percutaneous Endoscopic Approach	
047U4D6		Dilation of Left Peroneal Artery, Bifurcation, with Intraluminal Device, Percutaneous Endoscopic Approach–	
047U4DZ		Dilation of Left Peroneal Artery with Intraluminal Device, Percutaneous Endoscopic Approach–	
047U4E6		Dilation of Left Peroneal Artery, Bifurcation, with Two Intraluminal Devices, Percutaneous Endoscopic Approach–	
047U4EZ		Dilation of Left Peroneal Artery with Two Intraluminal Devices, Percutaneous Endoscopic Approach–	
047U4F6		Dilation of Left Peroneal Artery, Bifurcation, with Three Intraluminal Devices, Percutaneous Endoscopic Approach–	
047U4FZ		Dilation of Left Peroneal Artery with Three Intraluminal Devices, Percutaneous Endoscopic Approach–	
047U4G6		Dilation of Left Peroneal Artery, Bifurcation, with Four or More Intraluminal Devices, Percutaneous Endoscopic Approach–	

Appendix A
Comorbid conditions

047U4GZ		Dilation of Left Peroneal Artery with Four or More Intraluminal Devices, Percutaneous Endoscopic Approach–	
047U4Z6		Dilation of Left Peroneal Artery, Bifurcation, Percutaneous Endoscopic Approach–	
047U4ZZ		Dilation of Left Peroneal Artery, Percutaneous Endoscopic Approach–	
047V046		Dilation of Right Foot Artery, Bifurcation, with Drug-eluting Intraluminal Device, Open Approach-eluting Intraluminal Device, Open Approach	
047V04Z		Dilation of Right Foot Artery with Drug-eluting Intraluminal Device, Open Approach-eluting Intraluminal Device, Open Approach	
047V056		Dilation of Right Foot Artery, Bifurcation, with Two Drug-eluting Intraluminal Devices, Open Approach-eluting Intraluminal Devices, Open Approach	
047V05Z		Dilation of Right Foot Artery with Two Drug-eluting Intraluminal Devices, Open Approach-eluting Intraluminal Devices, Open Approach	
047V066		Dilation of Right Foot Artery, Bifurcation, with Three Drug-eluting Intraluminal Devices, Open Approach-eluting Intraluminal Devices, Open Approach	
047V06Z		Dilation of Right Foot Artery with Three Drug-eluting Intraluminal Devices, Open Approach-eluting Intraluminal Devices, Open Approach	
047V076		Dilation of Right Foot Artery, Bifurcation, with Four or More Drug-eluting Intraluminal Devices, Open Approach-eluting Intraluminal Devices, Open Approach	
047V07Z		Dilation of Right Foot Artery with Four or More Drug-eluting Intraluminal Devices, Open Approach-eluting Intraluminal Devices, Open Approach	
047V0D6		Dilation of Right Foot Artery, Bifurcation, with Intraluminal Device, Open Approach–	
047V0DZ		Dilation of Right Foot Artery with Intraluminal Device, Open Approach–	
047V0E6		Dilation of Right Foot Artery, Bifurcation, with Two Intraluminal Devices, Open Approach–	
047V0EZ		Dilation of Right Foot Artery with Two Intraluminal Devices, Open Approach–	
047V0F6		Dilation of Right Foot Artery, Bifurcation, with Three Intraluminal Devices, Open Approach–	
047V0FZ		Dilation of Right Foot Artery with Three Intraluminal Devices, Open Approach–	
047V0G6		Dilation of Right Foot Artery, Bifurcation, with Four or More Intraluminal Devices, Open Approach–	
047V0GZ		Dilation of Right Foot Artery with Four or More Intraluminal Devices, Open Approach–	
047V0Z6		Dilation of Right Foot Artery, Bifurcation, Open Approach–	
047V0ZZ		Dilation of Right Foot Artery, Open Approach–	
047V346		Dilation of Right Foot Artery, Bifurcation, with Drug-eluting Intraluminal Device, Percutaneous Approach-eluting Intraluminal Device, Percutaneous Approach	
047V34Z		Dilation of Right Foot Artery with Drug-eluting Intraluminal Device, Percutaneous Approach-eluting Intraluminal Device, Percutaneous Approach	
047V356		Dilation of Right Foot Artery, Bifurcation, with Two Drug-eluting Intraluminal Devices, Percutaneous Approach-eluting Intraluminal Devices, Percutaneous Approach	

Appendix A
Comorbid conditions

047V35Z		Dilation of Right Foot Artery with Two Drug-eluting Intraluminal Devices, Percutaneous Approach-eluting Intraluminal Devices, Percutaneous Approach	
047V366		Dilation of Right Foot Artery, Bifurcation, with Three Drug-eluting Intraluminal Devices, Percutaneous Approach-eluting Intraluminal Devices, Percutaneous Approach	
047V36Z		Dilation of Right Foot Artery with Three Drug-eluting Intraluminal Devices, Percutaneous Approach-eluting Intraluminal Devices, Percutaneous Approach	
047V376		Dilation of Right Foot Artery, Bifurcation, with Four or More Drug-eluting Intraluminal Devices, Percutaneous Approach-eluting Intraluminal Devices, Percutaneous Approach	
047V37Z		Dilation of Right Foot Artery with Four or More Drug-eluting Intraluminal Devices, Percutaneous Approach-eluting Intraluminal Devices, Percutaneous Approach	
047V3D6		Dilation of Right Foot Artery, Bifurcation, with Intraluminal Device, Percutaneous Approach--	
047V3DZ		Dilation of Right Foot Artery with Intraluminal Device, Percutaneous Approach--	
047V3E6		Dilation of Right Foot Artery, Bifurcation, with Two Intraluminal Devices, Percutaneous Approach--	
047V3EZ		Dilation of Right Foot Artery with Two Intraluminal Devices, Percutaneous Approach--	
047V3F6		Dilation of Right Foot Artery, Bifurcation, with Three Intraluminal Devices, Percutaneous Approach--	
047V3FZ		Dilation of Right Foot Artery with Three Intraluminal Devices, Percutaneous Approach--	
047V3G6		Dilation of Right Foot Artery, Bifurcation, with Four or More Intraluminal Devices, Percutaneous Approach--	
047V3GZ		Dilation of Right Foot Artery with Four or More Intraluminal Devices, Percutaneous Approach--	
047V3Z6		Dilation of Right Foot Artery, Bifurcation, Percutaneous Approach--	
047V3ZZ		Dilation of Right Foot Artery, Percutaneous Approach--	
047V446		Dilation of Right Foot Artery, Bifurcation, with Drug-eluting Intraluminal Device, Percutaneous Endoscopic Approach-eluting Intraluminal Device, Percutaneous Endoscopic Approach	
047V44Z		Dilation of Right Foot Artery with Drug-eluting Intraluminal Device, Percutaneous Endoscopic Approach-eluting Intraluminal Device, Percutaneous Endoscopic Approach	
047V456		Dilation of Right Foot Artery, Bifurcation, with Two Drug-eluting Intraluminal Devices, Percutaneous Endoscopic Approach-eluting Intraluminal Devices, Percutaneous Endoscopic Approach	
047V45Z		Dilation of Right Foot Artery with Two Drug-eluting Intraluminal Devices, Percutaneous Endoscopic Approach-eluting Intraluminal Devices, Percutaneous Endoscopic Approach	
047V466		Dilation of Right Foot Artery, Bifurcation, with Three Drug-eluting Intraluminal Devices, Percutaneous Endoscopic Approach-eluting Intraluminal Devices, Percutaneous Endoscopic Approach	
047V46Z		Dilation of Right Foot Artery with Three Drug-eluting Intraluminal Devices, Percutaneous Endoscopic Approach-eluting Intraluminal Devices, Percutaneous Endoscopic Approach	

Appendix A
Comorbid conditions

047V476		Dilation of Right Foot Artery, Bifurcation, with Four or More Drug-eluting Intraluminal Devices, Percutaneous Endoscopic Approach-eluting Intraluminal Devices, Percutaneous Endoscopic Approach	
047V47Z		Dilation of Right Foot Artery with Four or More Drug-eluting Intraluminal Devices, Percutaneous Endoscopic Approach-eluting Intraluminal Devices, Percutaneous Endoscopic Approach	
047V4D6		Dilation of Right Foot Artery, Bifurcation, with Intraluminal Device, Percutaneous Endoscopic Approach--	
047V4DZ		Dilation of Right Foot Artery with Intraluminal Device, Percutaneous Endoscopic Approach--	
047V4E6		Dilation of Right Foot Artery, Bifurcation, with Two Intraluminal Devices, Percutaneous Endoscopic Approach--	
047V4EZ		Dilation of Right Foot Artery with Two Intraluminal Devices, Percutaneous Endoscopic Approach--	
047V4F6		Dilation of Right Foot Artery, Bifurcation, with Three Intraluminal Devices, Percutaneous Endoscopic Approach--	
047V4FZ		Dilation of Right Foot Artery with Three Intraluminal Devices, Percutaneous Endoscopic Approach--	
047V4G6		Dilation of Right Foot Artery, Bifurcation, with Four or More Intraluminal Devices, Percutaneous Endoscopic Approach--	
047V4GZ		Dilation of Right Foot Artery with Four or More Intraluminal Devices, Percutaneous Endoscopic Approach--	
047V4Z6		Dilation of Right Foot Artery, Bifurcation, Percutaneous Endoscopic Approach--	
047V4ZZ		Dilation of Right Foot Artery, Percutaneous Endoscopic Approach--	
047W046		Dilation of Left Foot Artery, Bifurcation, with Drug-eluting Intraluminal Device, Open Approach-eluting Intraluminal Device, Open Approach	
047W04Z		Dilation of Left Foot Artery with Drug-eluting Intraluminal Device, Open Approach-eluting Intraluminal Device, Open Approach	
047W056		Dilation of Left Foot Artery, Bifurcation, with Two Drug-eluting Intraluminal Devices, Open Approach-eluting Intraluminal Devices, Open Approach	
047W05Z		Dilation of Left Foot Artery with Two Drug-eluting Intraluminal Devices, Open Approach-eluting Intraluminal Devices, Open Approach	
047W066		Dilation of Left Foot Artery, Bifurcation, with Three Drug-eluting Intraluminal Devices, Open Approach-eluting Intraluminal Devices, Open Approach	
047W06Z		Dilation of Left Foot Artery with Three Drug-eluting Intraluminal Devices, Open Approach-eluting Intraluminal Devices, Open Approach	
047W076		Dilation of Left Foot Artery, Bifurcation, with Four or More Drug-eluting Intraluminal Devices, Open Approach-eluting Intraluminal Devices, Open Approach	
047W07Z		Dilation of Left Foot Artery with Four or More Drug-eluting Intraluminal Devices, Open Approach-eluting Intraluminal Devices, Open Approach	
047W0D6		Dilation of Left Foot Artery, Bifurcation, with Intraluminal Device, Open Approach--	
047W0DZ		Dilation of Left Foot Artery with Intraluminal Device, Open Approach--	
047W0E6		Dilation of Left Foot Artery, Bifurcation, with Two Intraluminal Devices, Open Approach--	

Appendix A
Comorbid conditions

047W0EZ		Dilation of Left Foot Artery with Two Intraluminal Devices, Open Approach--	
047W0F6		Dilation of Left Foot Artery, Bifurcation, with Three Intraluminal Devices, Open Approach--	
047W0FZ		Dilation of Left Foot Artery with Three Intraluminal Devices, Open Approach--	
047W0G6		Dilation of Left Foot Artery, Bifurcation, with Four or More Intraluminal Devices, Open Approach--	
047W0GZ		Dilation of Left Foot Artery with Four or More Intraluminal Devices, Open Approach--	
047W0Z6		Dilation of Left Foot Artery, Bifurcation, Open Approach--	
047W0ZZ		Dilation of Left Foot Artery, Open Approach--	
047W346		Dilation of Left Foot Artery, Bifurcation, with Drug-eluting Intraluminal Device, Percutaneous Approach-eluting Intraluminal Device, Percutaneous Approach	
047W34Z		Dilation of Left Foot Artery with Drug-eluting Intraluminal Device, Percutaneous Approach-eluting Intraluminal Device, Percutaneous Approach	
047W356		Dilation of Left Foot Artery, Bifurcation, with Two Drug-eluting Intraluminal Devices, Percutaneous Approach-eluting Intraluminal Devices, Percutaneous Approach	
047W35Z		Dilation of Left Foot Artery with Two Drug-eluting Intraluminal Devices, Percutaneous Approach-eluting Intraluminal Devices, Percutaneous Approach	
047W366		Dilation of Left Foot Artery, Bifurcation, with Three Drug-eluting Intraluminal Devices, Percutaneous Approach-eluting Intraluminal Devices, Percutaneous Approach	
047W36Z		Dilation of Left Foot Artery with Three Drug-eluting Intraluminal Devices, Percutaneous Approach-eluting Intraluminal Devices, Percutaneous Approach	
047W376		Dilation of Left Foot Artery, Bifurcation, with Four or More Drug-eluting Intraluminal Devices, Percutaneous Approach-eluting Intraluminal Devices, Percutaneous Approach	
047W37Z		Dilation of Left Foot Artery with Four or More Drug-eluting Intraluminal Devices, Percutaneous Approach-eluting Intraluminal Devices, Percutaneous Approach	
047W3D6		Dilation of Left Foot Artery, Bifurcation, with Intraluminal Device, Percutaneous Approach--	
047W3DZ		Dilation of Left Foot Artery with Intraluminal Device, Percutaneous Approach--	
047W3E6		Dilation of Left Foot Artery, Bifurcation, with Two Intraluminal Devices, Percutaneous Approach--	
047W3EZ		Dilation of Left Foot Artery with Two Intraluminal Devices, Percutaneous Approach--	
047W3F6		Dilation of Left Foot Artery, Bifurcation, with Three Intraluminal Devices, Percutaneous Approach--	
047W3FZ		Dilation of Left Foot Artery with Three Intraluminal Devices, Percutaneous Approach--	
047W3G6		Dilation of Left Foot Artery, Bifurcation, with Four or More Intraluminal Devices, Percutaneous Approach--	
047W3GZ		Dilation of Left Foot Artery with Four or More Intraluminal Devices, Percutaneous Approach--	
047W3Z6		Dilation of Left Foot Artery, Bifurcation, Percutaneous Approach--	
047W3ZZ		Dilation of Left Foot Artery, Percutaneous Approach--	

Appendix A
Comorbid conditions

047W446		Dilation of Left Foot Artery, Bifurcation, with Drug-eluting Intraluminal Device, Percutaneous Endoscopic Approach-eluting Intraluminal Device, Percutaneous Endoscopic Approach	
047W44Z		Dilation of Left Foot Artery with Drug-eluting Intraluminal Device, Percutaneous Endoscopic Approach-eluting Intraluminal Device, Percutaneous Endoscopic Approach	
047W456		Dilation of Left Foot Artery, Bifurcation, with Two Drug-eluting Intraluminal Devices, Percutaneous Endoscopic Approach-eluting Intraluminal Devices, Percutaneous Endoscopic Approach	
047W45Z		Dilation of Left Foot Artery with Two Drug-eluting Intraluminal Devices, Percutaneous Endoscopic Approach-eluting Intraluminal Devices, Percutaneous Endoscopic Approach	
047W466		Dilation of Left Foot Artery, Bifurcation, with Three Drug-eluting Intraluminal Devices, Percutaneous Endoscopic Approach-eluting Intraluminal Devices, Percutaneous Endoscopic Approach	
047W46Z		Dilation of Left Foot Artery with Three Drug-eluting Intraluminal Devices, Percutaneous Endoscopic Approach-eluting Intraluminal Devices, Percutaneous Endoscopic Approach	
047W476		Dilation of Left Foot Artery, Bifurcation, with Four or More Drug-eluting Intraluminal Devices, Percutaneous Endoscopic Approach-eluting Intraluminal Devices, Percutaneous Endoscopic Approach	
047W47Z		Dilation of Left Foot Artery with Four or More Drug-eluting Intraluminal Devices, Percutaneous Endoscopic Approach-eluting Intraluminal Devices, Percutaneous Endoscopic Approach	
047W4D6		Dilation of Left Foot Artery, Bifurcation, with Intraluminal Device, Percutaneous Endoscopic Approach--	
047W4DZ		Dilation of Left Foot Artery with Intraluminal Device, Percutaneous Endoscopic Approach--	
047W4E6		Dilation of Left Foot Artery, Bifurcation, with Two Intraluminal Devices, Percutaneous Endoscopic Approach--	
047W4EZ		Dilation of Left Foot Artery with Two Intraluminal Devices, Percutaneous Endoscopic Approach--	
047W4F6		Dilation of Left Foot Artery, Bifurcation, with Three Intraluminal Devices, Percutaneous Endoscopic Approach--	
047W4FZ		Dilation of Left Foot Artery with Three Intraluminal Devices, Percutaneous Endoscopic Approach--	
047W4G6		Dilation of Left Foot Artery, Bifurcation, with Four or More Intraluminal Devices, Percutaneous Endoscopic Approach--	
047W4GZ		Dilation of Left Foot Artery with Four or More Intraluminal Devices, Percutaneous Endoscopic Approach--	
047W4Z6		Dilation of Left Foot Artery, Bifurcation, Percutaneous Endoscopic Approach--	
047W4ZZ		Dilation of Left Foot Artery, Percutaneous Endoscopic Approach--	
047Y046		Dilation of Lower Artery, Bifurcation, with Drug-eluting Intraluminal Device, Open Approach-eluting Intraluminal Device, Open Approach	
047Y04Z		Dilation of Lower Artery with Drug-eluting Intraluminal Device, Open Approach-eluting Intraluminal Device, Open Approach	

Appendix A
Comorbid conditions

047Y056		Dilation of Lower Artery, Bifurcation, with Two Drug-eluting Intraluminal Devices, Open Approach-eluting Intraluminal Devices, Open Approach	
047Y05Z		Dilation of Lower Artery with Two Drug-eluting Intraluminal Devices, Open Approach-eluting Intraluminal Devices, Open Approach	
047Y066		Dilation of Lower Artery, Bifurcation, with Three Drug-eluting Intraluminal Devices, Open Approach-eluting Intraluminal Devices, Open Approach	
047Y06Z		Dilation of Lower Artery with Three Drug-eluting Intraluminal Devices, Open Approach-eluting Intraluminal Devices, Open Approach	
047Y076		Dilation of Lower Artery, Bifurcation, with Four or More Drug-eluting Intraluminal Devices, Open Approach-eluting Intraluminal Devices, Open Approach	
047Y07Z		Dilation of Lower Artery with Four or More Drug-eluting Intraluminal Devices, Open Approach-eluting Intraluminal Devices, Open Approach	
047Y0D6		Dilation of Lower Artery, Bifurcation, with Intraluminal Device, Open Approach-	
047Y0DZ		Dilation of Lower Artery with Intraluminal Device, Open Approach-	
047Y0E6		Dilation of Lower Artery, Bifurcation, with Two Intraluminal Devices, Open Approach-	
047Y0EZ		Dilation of Lower Artery with Two Intraluminal Devices, Open Approach-	
047Y0F6		Dilation of Lower Artery, Bifurcation, with Three Intraluminal Devices, Open Approach-	
047Y0FZ		Dilation of Lower Artery with Three Intraluminal Devices, Open Approach-	
047Y0G6		Dilation of Lower Artery, Bifurcation, with Four or More Intraluminal Devices, Open Approach-	
047Y0GZ		Dilation of Lower Artery with Four or More Intraluminal Devices, Open Approach-	
047Y0Z6		Dilation of Lower Artery, Bifurcation, Open Approach-	
047Y0ZZ		Dilation of Lower Artery, Open Approach-	
047Y346		Dilation of Lower Artery, Bifurcation, with Drug-eluting Intraluminal Device, Percutaneous Approach-eluting Intraluminal Device, Percutaneous Approach	
047Y34Z		Dilation of Lower Artery with Drug-eluting Intraluminal Device, Percutaneous Approach-eluting Intraluminal Device, Percutaneous Approach	
047Y356		Dilation of Lower Artery, Bifurcation, with Two Drug-eluting Intraluminal Devices, Percutaneous Approach-eluting Intraluminal Devices, Percutaneous Approach	
047Y35Z		Dilation of Lower Artery with Two Drug-eluting Intraluminal Devices, Percutaneous Approach-eluting Intraluminal Devices, Percutaneous Approach	
047Y366		Dilation of Lower Artery, Bifurcation, with Three Drug-eluting Intraluminal Devices, Percutaneous Approach-eluting Intraluminal Devices, Percutaneous Approach	
047Y36Z		Dilation of Lower Artery with Three Drug-eluting Intraluminal Devices, Percutaneous Approach-eluting Intraluminal Devices, Percutaneous Approach	
047Y376		Dilation of Lower Artery, Bifurcation, with Four or More Drug-eluting Intraluminal Devices, Percutaneous Approach-eluting Intraluminal Devices, Percutaneous Approach	

Appendix A
Comorbid conditions

047Y37Z		Dilation of Lower Artery with Four or More Drug-eluting Intraluminal Devices, Percutaneous Approach-eluting Intraluminal Devices, Percutaneous Approach	
047Y3D6		Dilation of Lower Artery, Bifurcation, with Intraluminal Device, Percutaneous Approach--	
047Y3DZ		Dilation of Lower Artery with Intraluminal Device, Percutaneous Approach--	
047Y3E6		Dilation of Lower Artery, Bifurcation, with Two Intraluminal Devices, Percutaneous Approach--	
047Y3EZ		Dilation of Lower Artery with Two Intraluminal Devices, Percutaneous Approach--	
047Y3F6		Dilation of Lower Artery, Bifurcation, with Three Intraluminal Devices, Percutaneous Approach--	
047Y3FZ		Dilation of Lower Artery with Three Intraluminal Devices, Percutaneous Approach--	
047Y3G6		Dilation of Lower Artery, Bifurcation, with Four or More Intraluminal Devices, Percutaneous Approach--	
047Y3GZ		Dilation of Lower Artery with Four or More Intraluminal Devices, Percutaneous Approach--	
047Y3Z6		Dilation of Lower Artery, Bifurcation, Percutaneous Approach--	
047Y3ZZ		Dilation of Lower Artery, Percutaneous Approach--	
047Y446		Dilation of Lower Artery, Bifurcation, with Drug-eluting Intraluminal Device, Percutaneous Endoscopic Approach-eluting Intraluminal Device, Percutaneous Endoscopic Approach	
047Y44Z		Dilation of Lower Artery with Drug-eluting Intraluminal Device, Percutaneous Endoscopic Approach-eluting Intraluminal Device, Percutaneous Endoscopic Approach	
047Y456		Dilation of Lower Artery, Bifurcation, with Two Drug-eluting Intraluminal Devices, Percutaneous Endoscopic Approach-eluting Intraluminal Devices, Percutaneous Endoscopic Approach	
047Y45Z		Dilation of Lower Artery with Two Drug-eluting Intraluminal Devices, Percutaneous Endoscopic Approach-eluting Intraluminal Devices, Percutaneous Endoscopic Approach	
047Y466		Dilation of Lower Artery, Bifurcation, with Three Drug-eluting Intraluminal Devices, Percutaneous Endoscopic Approach-eluting Intraluminal Devices, Percutaneous Endoscopic Approach	
047Y46Z		Dilation of Lower Artery with Three Drug-eluting Intraluminal Devices, Percutaneous Endoscopic Approach-eluting Intraluminal Devices, Percutaneous Endoscopic Approach	
047Y476		Dilation of Lower Artery, Bifurcation, with Four or More Drug-eluting Intraluminal Devices, Percutaneous Endoscopic Approach-eluting Intraluminal Devices, Percutaneous Endoscopic Approach	
047Y47Z		Dilation of Lower Artery with Four or More Drug-eluting Intraluminal Devices, Percutaneous Endoscopic Approach-eluting Intraluminal Devices, Percutaneous Endoscopic Approach	
047Y4D6		Dilation of Lower Artery, Bifurcation, with Intraluminal Device, Percutaneous Endoscopic Approach--	
047Y4DZ		Dilation of Lower Artery with Intraluminal Device, Percutaneous Endoscopic Approach--	
047Y4E6		Dilation of Lower Artery, Bifurcation, with Two Intraluminal Devices, Percutaneous Endoscopic Approach--	

Appendix A
Comorbid conditions

047Y4EZ		Dilation of Lower Artery with Two Intraluminal Devices, Percutaneous Endoscopic Approach--	
047Y4F6		Dilation of Lower Artery, Bifurcation, with Three Intraluminal Devices, Percutaneous Endoscopic Approach--	
047Y4FZ		Dilation of Lower Artery with Three Intraluminal Devices, Percutaneous Endoscopic Approach--	
047Y4G6		Dilation of Lower Artery, Bifurcation, with Four or More Intraluminal Devices, Percutaneous Endoscopic Approach--	
047Y4GZ		Dilation of Lower Artery with Four or More Intraluminal Devices, Percutaneous Endoscopic Approach--	
047Y4Z6		Dilation of Lower Artery, Bifurcation, Percutaneous Endoscopic Approach--	
047Y4ZZ		Dilation of Lower Artery, Percutaneous Endoscopic Approach--	
04CK0Z6		Extirpation of Matter from Right Femoral Artery, Bifurcation, Open Approach--	
04CK0ZZ		Extirpation of Matter from Right Femoral Artery, Open Approach--	
04CK3Z6		Extirpation of Matter from Right Femoral Artery, Bifurcation, Percutaneous Approach--	
04CK3ZZ		Extirpation of Matter from Right Femoral Artery, Percutaneous Approach--	
04CK4Z6		Extirpation of Matter from Right Femoral Artery, Bifurcation, Percutaneous Endoscopic Approach--	
04CK4ZZ		Extirpation of Matter from Right Femoral Artery, Percutaneous Endoscopic Approach--	
04CL0Z6		Extirpation of Matter from Left Femoral Artery, Bifurcation, Open Approach--	
04CL0ZZ		Extirpation of Matter from Left Femoral Artery, Open Approach--	
04CL3Z6		Extirpation of Matter from Left Femoral Artery, Bifurcation, Percutaneous Approach--	
04CL3ZZ		Extirpation of Matter from Left Femoral Artery, Percutaneous Approach--	
04CL4Z6		Extirpation of Matter from Left Femoral Artery, Bifurcation, Percutaneous Endoscopic Approach--	
04CL4ZZ		Extirpation of Matter from Left Femoral Artery, Percutaneous Endoscopic Approach--	
04CM0Z6		Extirpation of Matter from Right Popliteal Artery, Bifurcation, Open Approach--	
04CM0ZZ		Extirpation of Matter from Right Popliteal Artery, Open Approach--	
04CM3Z6		Extirpation of Matter from Right Popliteal Artery, Bifurcation, Percutaneous Approach--	
04CM3ZZ		Extirpation of Matter from Right Popliteal Artery, Percutaneous Approach--	
04CM4Z6		Extirpation of Matter from Right Popliteal Artery, Bifurcation, Percutaneous Endoscopic Approach--	
04CM4ZZ		Extirpation of Matter from Right Popliteal Artery, Percutaneous Endoscopic Approach--	
04CN0Z6		Extirpation of Matter from Left Popliteal Artery, Bifurcation, Open Approach--	
04CN0ZZ		Extirpation of Matter from Left Popliteal Artery, Open Approach--	
04CN3Z6		Extirpation of Matter from Left Popliteal Artery, Bifurcation, Percutaneous Approach--	
04CN3ZZ		Extirpation of Matter from Left Popliteal Artery, Percutaneous Approach--	

Appendix A
Comorbid conditions

04CN4Z6		Extirpation of Matter from Left Popliteal Artery, Bifurcation, Percutaneous Endoscopic Approach--	
04CN4ZZ		Extirpation of Matter from Left Popliteal Artery, Percutaneous Endoscopic Approach--	
04CP0Z6		Extirpation of Matter from Right Anterior Tibial Artery, Bifurcation, Open Approach--	
04CP0ZZ		Extirpation of Matter from Right Anterior Tibial Artery, Open Approach--	
04CP3Z6		Extirpation of Matter from Right Anterior Tibial Artery, Bifurcation, Percutaneous Approach--	
04CP3ZZ		Extirpation of Matter from Right Anterior Tibial Artery, Percutaneous Approach--	
04CP4Z6		Extirpation of Matter from Right Anterior Tibial Artery, Bifurcation, Percutaneous Endoscopic Approach--	
04CP4ZZ		Extirpation of Matter from Right Anterior Tibial Artery, Percutaneous Endoscopic Approach--	
04CQ0Z6		Extirpation of Matter from Left Anterior Tibial Artery, Bifurcation, Open Approach--	
04CQ0ZZ		Extirpation of Matter from Left Anterior Tibial Artery, Open Approach--	
04CQ3Z6		Extirpation of Matter from Left Anterior Tibial Artery, Bifurcation, Percutaneous Approach--	
04CQ3ZZ		Extirpation of Matter from Left Anterior Tibial Artery, Percutaneous Approach--	
04CQ4Z6		Extirpation of Matter from Left Anterior Tibial Artery, Bifurcation, Percutaneous Endoscopic Approach--	
04CQ4ZZ		Extirpation of Matter from Left Anterior Tibial Artery, Percutaneous Endoscopic Approach--	
04CR0Z6		Extirpation of Matter from Right Posterior Tibial Artery, Bifurcation, Open Approach--	
04CR0ZZ		Extirpation of Matter from Right Posterior Tibial Artery, Open Approach--	
04CR3Z6		Extirpation of Matter from Right Posterior Tibial Artery, Bifurcation, Percutaneous Approach--	
04CR3ZZ		Extirpation of Matter from Right Posterior Tibial Artery, Percutaneous Approach--	
04CR4Z6		Extirpation of Matter from Right Posterior Tibial Artery, Bifurcation, Percutaneous Endoscopic Approach--	
04CR4ZZ		Extirpation of Matter from Right Posterior Tibial Artery, Percutaneous Endoscopic Approach--	
04CS0Z6		Extirpation of Matter from Left Posterior Tibial Artery, Bifurcation, Open Approach--	
04CS0ZZ		Extirpation of Matter from Left Posterior Tibial Artery, Open Approach--	
04CS3Z6		Extirpation of Matter from Left Posterior Tibial Artery, Bifurcation, Percutaneous Approach--	
04CS3ZZ		Extirpation of Matter from Left Posterior Tibial Artery, Percutaneous Approach--	
04CS4Z6		Extirpation of Matter from Left Posterior Tibial Artery, Bifurcation, Percutaneous Endoscopic Approach--	
04CS4ZZ		Extirpation of Matter from Left Posterior Tibial Artery, Percutaneous Endoscopic Approach--	
04CT0Z6		Extirpation of Matter from Right Peroneal Artery, Bifurcation, Open Approach--	
04CT0ZZ		Extirpation of Matter from Right Peroneal Artery, Open Approach--	
04CT3Z6		Extirpation of Matter from Right Peroneal Artery, Bifurcation, Percutaneous Approach--	

Appendix A
Comorbid conditions

04CT3ZZ		Extirpation of Matter from Right Peroneal Artery, Percutaneous Approach--	
04CT4Z6		Extirpation of Matter from Right Peroneal Artery, Bifurcation, Percutaneous Endoscopic Approach--	
04CT4ZZ		Extirpation of Matter from Right Peroneal Artery, Percutaneous Endoscopic Approach--	
04CU0Z6		Extirpation of Matter from Left Peroneal Artery, Bifurcation, Open Approach--	
04CU0ZZ		Extirpation of Matter from Left Peroneal Artery, Open Approach--	
04CU3Z6		Extirpation of Matter from Left Peroneal Artery, Bifurcation, Percutaneous Approach--	
04CU3ZZ		Extirpation of Matter from Left Peroneal Artery, Percutaneous Approach--	
04CU4Z6		Extirpation of Matter from Left Peroneal Artery, Bifurcation, Percutaneous Endoscopic Approach--	
04CU4ZZ		Extirpation of Matter from Left Peroneal Artery, Percutaneous Endoscopic Approach--	
04CV0Z6		Extirpation of Matter from Right Foot Artery, Bifurcation, Open Approach--	
04CV0ZZ		Extirpation of Matter from Right Foot Artery, Open Approach--	
04CV3Z6		Extirpation of Matter from Right Foot Artery, Bifurcation, Percutaneous Approach--	
04CV3ZZ		Extirpation of Matter from Right Foot Artery, Percutaneous Approach--	
04CV4Z6		Extirpation of Matter from Right Foot Artery, Bifurcation, Percutaneous Endoscopic Approach--	
04CV4ZZ		Extirpation of Matter from Right Foot Artery, Percutaneous Endoscopic Approach--	
04CW0Z6		Extirpation of Matter from Left Foot Artery, Bifurcation, Open Approach--	
04CW0ZZ		Extirpation of Matter from Left Foot Artery, Open Approach--	
04CW3Z6		Extirpation of Matter from Left Foot Artery, Bifurcation, Percutaneous Approach--	
04CW3ZZ		Extirpation of Matter from Left Foot Artery, Percutaneous Approach--	
04CW4Z6		Extirpation of Matter from Left Foot Artery, Bifurcation, Percutaneous Endoscopic Approach--	
04CW4ZZ		Extirpation of Matter from Left Foot Artery, Percutaneous Endoscopic Approach--	
04CY0Z6		Extirpation of Matter from Lower Artery, Bifurcation, Open Approach--	
04CY0ZZ		Extirpation of Matter from Lower Artery, Open Approach--	
04CY3Z6		Extirpation of Matter from Lower Artery, Bifurcation, Percutaneous Approach--	
04CY3ZZ		Extirpation of Matter from Lower Artery, Percutaneous Approach--	
04CY4Z6		Extirpation of Matter from Lower Artery, Bifurcation, Percutaneous Endoscopic Approach--	
04CY4ZZ		Extirpation of Matter from Lower Artery, Percutaneous Endoscopic Approach--	
04H00DZ		Insertion of Intraluminal Device into Abdominal Aorta, Open Approach--	
04H03DZ		Insertion of Intraluminal Device into Abdominal Aorta, Percutaneous Approach--	
04H04DZ		Insertion of Intraluminal Device into Abdominal Aorta, Percutaneous Endoscopic Approach--	

Appendix A
Comorbid conditions

04H10DZ		Insertion of Intraluminal Device into Celiac Artery, Open Approach--	
04H13DZ		Insertion of Intraluminal Device into Celiac Artery, Percutaneous Approach--	
04H14DZ		Insertion of Intraluminal Device into Celiac Artery, Percutaneous Endoscopic Approach--	
04H20DZ		Insertion of Intraluminal Device into Gastric Artery, Open Approach--	
04H23DZ		Insertion of Intraluminal Device into Gastric Artery, Percutaneous Approach--	
04H24DZ		Insertion of Intraluminal Device into Gastric Artery, Percutaneous Endoscopic Approach--	
04H30DZ		Insertion of Intraluminal Device into Hepatic Artery, Open Approach--	
04H33DZ		Insertion of Intraluminal Device into Hepatic Artery, Percutaneous Approach--	
04H34DZ		Insertion of Intraluminal Device into Hepatic Artery, Percutaneous Endoscopic Approach--	
04H40DZ		Insertion of Intraluminal Device into Splenic Artery, Open Approach--	
04H43DZ		Insertion of Intraluminal Device into Splenic Artery, Percutaneous Approach--	
04H44DZ		Insertion of Intraluminal Device into Splenic Artery, Percutaneous Endoscopic Approach--	
04H50DZ		Insertion of Intraluminal Device into Superior Mesenteric Artery, Open Approach--	
04H53DZ		Insertion of Intraluminal Device into Superior Mesenteric Artery, Percutaneous Approach--	
04H54DZ		Insertion of Intraluminal Device into Superior Mesenteric Artery, Percutaneous Endoscopic Approach--	
04H60DZ		Insertion of Intraluminal Device into Right Colic Artery, Open Approach--	
04H63DZ		Insertion of Intraluminal Device into Right Colic Artery, Percutaneous Approach--	
04H64DZ		Insertion of Intraluminal Device into Right Colic Artery, Percutaneous Endoscopic Approach--	
04H70DZ		Insertion of Intraluminal Device into Left Colic Artery, Open Approach--	
04H73DZ		Insertion of Intraluminal Device into Left Colic Artery, Percutaneous Approach--	
04H74DZ		Insertion of Intraluminal Device into Left Colic Artery, Percutaneous Endoscopic Approach--	
04H80DZ		Insertion of Intraluminal Device into Middle Colic Artery, Open Approach--	
04H83DZ		Insertion of Intraluminal Device into Middle Colic Artery, Percutaneous Approach--	
04H84DZ		Insertion of Intraluminal Device into Middle Colic Artery, Percutaneous Endoscopic Approach--	
04H90DZ		Insertion of Intraluminal Device into Right Renal Artery, Open Approach--	
04H93DZ		Insertion of Intraluminal Device into Right Renal Artery, Percutaneous Approach--	
04H94DZ		Insertion of Intraluminal Device into Right Renal Artery, Percutaneous Endoscopic Approach--	
04HA0DZ		Insertion of Intraluminal Device into Left Renal Artery, Open Approach--	
04HA3DZ		Insertion of Intraluminal Device into Left Renal Artery, Percutaneous Approach--	

Appendix A
Comorbid conditions

04HA4DZ		Insertion of Intraluminal Device into Left Renal Artery, Percutaneous Endoscopic Approach--	
04HB0DZ		Insertion of Intraluminal Device into Inferior Mesenteric Artery, Open Approach--	
04HB3DZ		Insertion of Intraluminal Device into Inferior Mesenteric Artery, Percutaneous Approach--	
04HB4DZ		Insertion of Intraluminal Device into Inferior Mesenteric Artery, Percutaneous Endoscopic Approach--	
04HC0DZ		Insertion of Intraluminal Device into Right Common Iliac Artery, Open Approach--	
04HC3DZ		Insertion of Intraluminal Device into Right Common Iliac Artery, Percutaneous Approach--	
04HC4DZ		Insertion of Intraluminal Device into Right Common Iliac Artery, Percutaneous Endoscopic Approach--	
04HD0DZ		Insertion of Intraluminal Device into Left Common Iliac Artery, Open Approach--	
04HD3DZ		Insertion of Intraluminal Device into Left Common Iliac Artery, Percutaneous Approach--	
04HD4DZ		Insertion of Intraluminal Device into Left Common Iliac Artery, Percutaneous Endoscopic Approach--	
04HE0DZ		Insertion of Intraluminal Device into Right Internal Iliac Artery, Open Approach--	
04HE3DZ		Insertion of Intraluminal Device into Right Internal Iliac Artery, Percutaneous Approach--	
04HE4DZ		Insertion of Intraluminal Device into Right Internal Iliac Artery, Percutaneous Endoscopic Approach--	
04HF0DZ		Insertion of Intraluminal Device into Left Internal Iliac Artery, Open Approach--	
04HF3DZ		Insertion of Intraluminal Device into Left Internal Iliac Artery, Percutaneous Approach--	
04HF4DZ		Insertion of Intraluminal Device into Left Internal Iliac Artery, Percutaneous Endoscopic Approach--	
04HH0DZ		Insertion of Intraluminal Device into Right External Iliac Artery, Open Approach--	
04HH3DZ		Insertion of Intraluminal Device into Right External Iliac Artery, Percutaneous Approach--	
04HH4DZ		Insertion of Intraluminal Device into Right External Iliac Artery, Percutaneous Endoscopic Approach--	
04HJ0DZ		Insertion of Intraluminal Device into Left External Iliac Artery, Open Approach--	
04HJ3DZ		Insertion of Intraluminal Device into Left External Iliac Artery, Percutaneous Approach--	
04HJ4DZ		Insertion of Intraluminal Device into Left External Iliac Artery, Percutaneous Endoscopic Approach--	
04HK0DZ		Insertion of Intraluminal Device into Right Femoral Artery, Open Approach--	
04HK3DZ		Insertion of Intraluminal Device into Right Femoral Artery, Percutaneous Approach--	
04HK4DZ		Insertion of Intraluminal Device into Right Femoral Artery, Percutaneous Endoscopic Approach--	
04HL0DZ		Insertion of Intraluminal Device into Left Femoral Artery, Open Approach--	
04HL3DZ		Insertion of Intraluminal Device into Left Femoral Artery, Percutaneous Approach--	
04HL4DZ		Insertion of Intraluminal Device into Left Femoral Artery, Percutaneous Endoscopic Approach--	
04HM0DZ		Insertion of Intraluminal Device into Right Popliteal Artery, Open Approach--	

Appendix A
Comorbid conditions

04HM3DZ		Insertion of Intraluminal Device into Right Popliteal Artery, Percutaneous Approach--	
04HM4DZ		Insertion of Intraluminal Device into Right Popliteal Artery, Percutaneous Endoscopic Approach--	
04HN0DZ		Insertion of Intraluminal Device into Left Popliteal Artery, Open Approach--	
04HN3DZ		Insertion of Intraluminal Device into Left Popliteal Artery, Percutaneous Approach--	
04HN4DZ		Insertion of Intraluminal Device into Left Popliteal Artery, Percutaneous Endoscopic Approach--	
04HP0DZ		Insertion of Intraluminal Device into Right Anterior Tibial Artery, Open Approach--	
04HP3DZ		Insertion of Intraluminal Device into Right Anterior Tibial Artery, Percutaneous Approach--	
04HP4DZ		Insertion of Intraluminal Device into Right Anterior Tibial Artery, Percutaneous Endoscopic Approach--	
04HQ0DZ		Insertion of Intraluminal Device into Left Anterior Tibial Artery, Open Approach--	
04HQ3DZ		Insertion of Intraluminal Device into Left Anterior Tibial Artery, Percutaneous Approach--	
04HQ4DZ		Insertion of Intraluminal Device into Left Anterior Tibial Artery, Percutaneous Endoscopic Approach--	
04HR0DZ		Insertion of Intraluminal Device into Right Posterior Tibial Artery, Open Approach--	
04HR3DZ		Insertion of Intraluminal Device into Right Posterior Tibial Artery, Percutaneous Approach--	
04HR4DZ		Insertion of Intraluminal Device into Right Posterior Tibial Artery, Percutaneous Endoscopic Approach--	
04HS0DZ		Insertion of Intraluminal Device into Left Posterior Tibial Artery, Open Approach--	
04HS3DZ		Insertion of Intraluminal Device into Left Posterior Tibial Artery, Percutaneous Approach--	
04HS4DZ		Insertion of Intraluminal Device into Left Posterior Tibial Artery, Percutaneous Endoscopic Approach--	
04HT0DZ		Insertion of Intraluminal Device into Right Peroneal Artery, Open Approach--	
04HT3DZ		Insertion of Intraluminal Device into Right Peroneal Artery, Percutaneous Approach--	
04HT4DZ		Insertion of Intraluminal Device into Right Peroneal Artery, Percutaneous Endoscopic Approach--	
04HU0DZ		Insertion of Intraluminal Device into Left Peroneal Artery, Open Approach--	
04HU3DZ		Insertion of Intraluminal Device into Left Peroneal Artery, Percutaneous Approach--	
04HU4DZ		Insertion of Intraluminal Device into Left Peroneal Artery, Percutaneous Endoscopic Approach--	
04HV0DZ		Insertion of Intraluminal Device into Right Foot Artery, Open Approach--	
04HV3DZ		Insertion of Intraluminal Device into Right Foot Artery, Percutaneous Approach--	
04HV4DZ		Insertion of Intraluminal Device into Right Foot Artery, Percutaneous Endoscopic Approach--	
04HW0DZ		Insertion of Intraluminal Device into Left Foot Artery, Open Approach--	
04HW3DZ		Insertion of Intraluminal Device into Left Foot Artery, Percutaneous Approach--	
04HW4DZ		Insertion of Intraluminal Device into Left Foot Artery, Percutaneous Endoscopic Approach--	

Appendix A
Comorbid conditions

04HY02Z		Insertion of Monitoring Device into Lower Artery, Open Approach--	
04HY0DZ		Insertion of Intraluminal Device into Lower Artery, Open Approach--	
04HY3DZ		Insertion of Intraluminal Device into Lower Artery, Percutaneous Approach--	
04HY42Z		Insertion of Monitoring Device into Lower Artery, Percutaneous Endoscopic Approach--	
04HY4DZ		Insertion of Intraluminal Device into Lower Artery, Percutaneous Endoscopic Approach--	
04N00ZZ		Release Abdominal Aorta, Open Approach--	
04N03ZZ		Release Abdominal Aorta, Percutaneous Approach--	
04N04ZZ		Release Abdominal Aorta, Percutaneous Endoscopic Approach--	
04N10ZZ		Release Celiac Artery, Open Approach--	
04N13ZZ		Release Celiac Artery, Percutaneous Approach--	
04N14ZZ		Release Celiac Artery, Percutaneous Endoscopic Approach--	
04N20ZZ		Release Gastric Artery, Open Approach--	
04N23ZZ		Release Gastric Artery, Percutaneous Approach--	
04N24ZZ		Release Gastric Artery, Percutaneous Endoscopic Approach--	
04N30ZZ		Release Hepatic Artery, Open Approach--	
04N33ZZ		Release Hepatic Artery, Percutaneous Approach--	
04N34ZZ		Release Hepatic Artery, Percutaneous Endoscopic Approach--	
04N40ZZ		Release Splenic Artery, Open Approach--	
04N43ZZ		Release Splenic Artery, Percutaneous Approach--	
04N44ZZ		Release Splenic Artery, Percutaneous Endoscopic Approach--	
04N50ZZ		Release Superior Mesenteric Artery, Open Approach--	
04N53ZZ		Release Superior Mesenteric Artery, Percutaneous Approach--	
04N54ZZ		Release Superior Mesenteric Artery, Percutaneous Endoscopic Approach--	
04N60ZZ		Release Right Colic Artery, Open Approach--	
04N63ZZ		Release Right Colic Artery, Percutaneous Approach--	
04N64ZZ		Release Right Colic Artery, Percutaneous Endoscopic Approach--	
04N70ZZ		Release Left Colic Artery, Open Approach--	
04N73ZZ		Release Left Colic Artery, Percutaneous Approach--	
04N74ZZ		Release Left Colic Artery, Percutaneous Endoscopic Approach--	
04N80ZZ		Release Middle Colic Artery, Open Approach--	
04N83ZZ		Release Middle Colic Artery, Percutaneous Approach--	
04N84ZZ		Release Middle Colic Artery, Percutaneous Endoscopic Approach--	
04N90ZZ		Release Right Renal Artery, Open Approach--	
04N93ZZ		Release Right Renal Artery, Percutaneous Approach--	
04N94ZZ		Release Right Renal Artery, Percutaneous Endoscopic Approach--	
04NA0ZZ		Release Left Renal Artery, Open Approach--	
04NA3ZZ		Release Left Renal Artery, Percutaneous Approach--	
04NA4ZZ		Release Left Renal Artery, Percutaneous Endoscopic Approach--	

Appendix A
Comorbid conditions

04NB0ZZ		Release Inferior Mesenteric Artery, Open Approach--	
04NB3ZZ		Release Inferior Mesenteric Artery, Percutaneous Approach--	
04NB4ZZ		Release Inferior Mesenteric Artery, Percutaneous Endoscopic Approach--	
04NC0ZZ		Release Right Common Iliac Artery, Open Approach--	
04NC3ZZ		Release Right Common Iliac Artery, Percutaneous Approach--	
04NC4ZZ		Release Right Common Iliac Artery, Percutaneous Endoscopic Approach--	
04ND0ZZ		Release Left Common Iliac Artery, Open Approach--	
04ND3ZZ		Release Left Common Iliac Artery, Percutaneous Approach--	
04ND4ZZ		Release Left Common Iliac Artery, Percutaneous Endoscopic Approach--	
04NE0ZZ		Release Right Internal Iliac Artery, Open Approach--	
04NE3ZZ		Release Right Internal Iliac Artery, Percutaneous Approach--	
04NE4ZZ		Release Right Internal Iliac Artery, Percutaneous Endoscopic Approach--	
04NF0ZZ		Release Left Internal Iliac Artery, Open Approach--	
04NF3ZZ		Release Left Internal Iliac Artery, Percutaneous Approach--	
04NF4ZZ		Release Left Internal Iliac Artery, Percutaneous Endoscopic Approach--	
04NH0ZZ		Release Right External Iliac Artery, Open Approach--	
04NH3ZZ		Release Right External Iliac Artery, Percutaneous Approach--	
04NH4ZZ		Release Right External Iliac Artery, Percutaneous Endoscopic Approach--	
04NJ0ZZ		Release Left External Iliac Artery, Open Approach--	
04NJ3ZZ		Release Left External Iliac Artery, Percutaneous Approach--	
04NJ4ZZ		Release Left External Iliac Artery, Percutaneous Endoscopic Approach--	
04NK0ZZ		Release Right Femoral Artery, Open Approach--	
04NK3ZZ		Release Right Femoral Artery, Percutaneous Approach--	
04NK4ZZ		Release Right Femoral Artery, Percutaneous Endoscopic Approach--	
04NL0ZZ		Release Left Femoral Artery, Open Approach--	
04NL3ZZ		Release Left Femoral Artery, Percutaneous Approach--	
04NL4ZZ		Release Left Femoral Artery, Percutaneous Endoscopic Approach--	
04NM0ZZ		Release Right Popliteal Artery, Open Approach--	
04NM3ZZ		Release Right Popliteal Artery, Percutaneous Approach--	
04NM4ZZ		Release Right Popliteal Artery, Percutaneous Endoscopic Approach--	
04NN0ZZ		Release Left Popliteal Artery, Open Approach--	
04NN3ZZ		Release Left Popliteal Artery, Percutaneous Approach--	
04NN4ZZ		Release Left Popliteal Artery, Percutaneous Endoscopic Approach--	
04NP0ZZ		Release Right Anterior Tibial Artery, Open Approach--	
04NP3ZZ		Release Right Anterior Tibial Artery, Percutaneous Approach--	
04NP4ZZ		Release Right Anterior Tibial Artery, Percutaneous Endoscopic Approach--	
04NQ0ZZ		Release Left Anterior Tibial Artery, Open Approach--	

Appendix A
Comorbid conditions

04NQ3ZZ		Release Left Anterior Tibial Artery, Percutaneous Approach--	
04NQ4ZZ		Release Left Anterior Tibial Artery, Percutaneous Endoscopic Approach--	
04NR0ZZ		Release Right Posterior Tibial Artery, Open Approach--	
04NR3ZZ		Release Right Posterior Tibial Artery, Percutaneous Approach--	
04NR4ZZ		Release Right Posterior Tibial Artery, Percutaneous Endoscopic Approach--	
04NS0ZZ		Release Left Posterior Tibial Artery, Open Approach--	
04NS3ZZ		Release Left Posterior Tibial Artery, Percutaneous Approach--	
04NS4ZZ		Release Left Posterior Tibial Artery, Percutaneous Endoscopic Approach--	
04NT0ZZ		Release Right Peroneal Artery, Open Approach--	
04NT3ZZ		Release Right Peroneal Artery, Percutaneous Approach--	
04NT4ZZ		Release Right Peroneal Artery, Percutaneous Endoscopic Approach--	
04NU0ZZ		Release Left Peroneal Artery, Open Approach--	
04NU3ZZ		Release Left Peroneal Artery, Percutaneous Approach--	
04NU4ZZ		Release Left Peroneal Artery, Percutaneous Endoscopic Approach--	
04NV0ZZ		Release Right Foot Artery, Open Approach--	
04NV3ZZ		Release Right Foot Artery, Percutaneous Approach--	
04NV4ZZ		Release Right Foot Artery, Percutaneous Endoscopic Approach--	
04NW0ZZ		Release Left Foot Artery, Open Approach--	
04NW3ZZ		Release Left Foot Artery, Percutaneous Approach--	
04NW4ZZ		Release Left Foot Artery, Percutaneous Endoscopic Approach--	
04NY0ZZ		Release Lower Artery, Open Approach--	
04NY3ZZ		Release Lower Artery, Percutaneous Approach--	
04NY4ZZ		Release Lower Artery, Percutaneous Endoscopic Approach--	
04PY00Z		Removal of Drainage Device from Lower Artery, Open Approach--	
04PY02Z		Removal of Monitoring Device from Lower Artery, Open Approach--	
04PY03Z		Removal of Infusion Device from Lower Artery, Open Approach--	
04PY0CZ		Removal of Extraluminal Device from Lower Artery, Open Approach--	
04PY0DZ		Removal of Intraluminal Device from Lower Artery, Open Approach--	
04PY3CZ		Removal of Extraluminal Device from Lower Artery, Percutaneous Approach--	
04PY3DZ		Removal of Intraluminal Device from Lower Artery, Percutaneous Approach--	
04PY40Z		Removal of Drainage Device from Lower Artery, Percutaneous Endoscopic Approach--	
04PY42Z		Removal of Monitoring Device from Lower Artery, Percutaneous Endoscopic Approach--	
04PY43Z		Removal of Infusion Device from Lower Artery, Percutaneous Endoscopic Approach--	
04PY4CZ		Removal of Extraluminal Device from Lower Artery, Percutaneous Endoscopic Approach--	

Appendix A
Comorbid conditions

04PY4DZ	Removal of Intraluminal Device from Lower Artery, Percutaneous Endoscopic Approach--
04QY0ZZ	Repair Lower Artery, Open Approach--
04QY3ZZ	Repair Lower Artery, Percutaneous Approach--
04QY4ZZ	Repair Lower Artery, Percutaneous Endoscopic Approach--
04RK07Z	Replacement of Right Femoral Artery with Autologous Tissue Substitute, Open Approach--
04RK0JZ	Replacement of Right Femoral Artery with Synthetic Substitute, Open Approach--
04RK0KZ	Replacement of Right Femoral Artery with Nonautologous Tissue Substitute, Open Approach--
04RK47Z	Replacement of Right Femoral Artery with Autologous Tissue Substitute, Percutaneous Endoscopic Approach--
04RK4JZ	Replacement of Right Femoral Artery with Synthetic Substitute, Percutaneous Endoscopic Approach--
04RK4KZ	Replacement of Right Femoral Artery with Nonautologous Tissue Substitute, Percutaneous Endoscopic Approach--
04RL07Z	Replacement of Left Femoral Artery with Autologous Tissue Substitute, Open Approach--
04RL0JZ	Replacement of Left Femoral Artery with Synthetic Substitute, Open Approach--
04RL0KZ	Replacement of Left Femoral Artery with Nonautologous Tissue Substitute, Open Approach--
04RL47Z	Replacement of Left Femoral Artery with Autologous Tissue Substitute, Percutaneous Endoscopic Approach--
04RL4JZ	Replacement of Left Femoral Artery with Synthetic Substitute, Percutaneous Endoscopic Approach--
04RL4KZ	Replacement of Left Femoral Artery with Nonautologous Tissue Substitute, Percutaneous Endoscopic Approach--
04RM07Z	Replacement of Right Popliteal Artery with Autologous Tissue Substitute, Open Approach--
04RM0JZ	Replacement of Right Popliteal Artery with Synthetic Substitute, Open Approach--
04RM0KZ	Replacement of Right Popliteal Artery with Nonautologous Tissue Substitute, Open Approach--
04RM47Z	Replacement of Right Popliteal Artery with Autologous Tissue Substitute, Percutaneous Endoscopic Approach--
04RM4JZ	Replacement of Right Popliteal Artery with Synthetic Substitute, Percutaneous Endoscopic Approach--
04RM4KZ	Replacement of Right Popliteal Artery with Nonautologous Tissue Substitute, Percutaneous Endoscopic Approach--
04RN07Z	Replacement of Left Popliteal Artery with Autologous Tissue Substitute, Open Approach--
04RN0JZ	Replacement of Left Popliteal Artery with Synthetic Substitute, Open Approach--
04RN0KZ	Replacement of Left Popliteal Artery with Nonautologous Tissue Substitute, Open Approach--
04RN47Z	Replacement of Left Popliteal Artery with Autologous Tissue Substitute, Percutaneous Endoscopic Approach--
04RN4JZ	Replacement of Left Popliteal Artery with Synthetic Substitute, Percutaneous Endoscopic Approach--
04RN4KZ	Replacement of Left Popliteal Artery with Nonautologous Tissue Substitute, Percutaneous Endoscopic Approach--
04RP07Z	Replacement of Right Anterior Tibial Artery with Autologous Tissue Substitute, Open Approach--
04RP0JZ	Replacement of Right Anterior Tibial Artery with Synthetic Substitute, Open Approach--

Appendix A
Comorbid conditions

04RP0KZ		Replacement of Right Anterior Tibial Artery with Nonautologous Tissue Substitute, Open Approach--	
04RP47Z		Replacement of Right Anterior Tibial Artery with Autologous Tissue Substitute, Percutaneous Endoscopic Approach--	
04RP4JZ		Replacement of Right Anterior Tibial Artery with Synthetic Substitute, Percutaneous Endoscopic Approach--	
04RP4KZ		Replacement of Right Anterior Tibial Artery with Nonautologous Tissue Substitute, Percutaneous Endoscopic Approach--	
04RQ07Z		Replacement of Left Anterior Tibial Artery with Autologous Tissue Substitute, Open Approach--	
04RQ0JZ		Replacement of Left Anterior Tibial Artery with Synthetic Substitute, Open Approach--	
04RQ0KZ		Replacement of Left Anterior Tibial Artery with Nonautologous Tissue Substitute, Open Approach--	
04RQ47Z		Replacement of Left Anterior Tibial Artery with Autologous Tissue Substitute, Percutaneous Endoscopic Approach--	
04RQ4JZ		Replacement of Left Anterior Tibial Artery with Synthetic Substitute, Percutaneous Endoscopic Approach--	
04RQ4KZ		Replacement of Left Anterior Tibial Artery with Nonautologous Tissue Substitute, Percutaneous Endoscopic Approach--	
04RR07Z		Replacement of Right Posterior Tibial Artery with Autologous Tissue Substitute, Open Approach--	
04RR0JZ		Replacement of Right Posterior Tibial Artery with Synthetic Substitute, Open Approach--	
04RR0KZ		Replacement of Right Posterior Tibial Artery with Nonautologous Tissue Substitute, Open Approach--	
04RR47Z		Replacement of Right Posterior Tibial Artery with Autologous Tissue Substitute, Percutaneous Endoscopic Approach--	
04RR4JZ		Replacement of Right Posterior Tibial Artery with Synthetic Substitute, Percutaneous Endoscopic Approach--	
04RR4KZ		Replacement of Right Posterior Tibial Artery with Nonautologous Tissue Substitute, Percutaneous Endoscopic Approach--	
04RS07Z		Replacement of Left Posterior Tibial Artery with Autologous Tissue Substitute, Open Approach--	
04RS0JZ		Replacement of Left Posterior Tibial Artery with Synthetic Substitute, Open Approach--	
04RS0KZ		Replacement of Left Posterior Tibial Artery with Nonautologous Tissue Substitute, Open Approach--	
04RS47Z		Replacement of Left Posterior Tibial Artery with Autologous Tissue Substitute, Percutaneous Endoscopic Approach--	
04RS4JZ		Replacement of Left Posterior Tibial Artery with Synthetic Substitute, Percutaneous Endoscopic Approach--	
04RS4KZ		Replacement of Left Posterior Tibial Artery with Nonautologous Tissue Substitute, Percutaneous Endoscopic Approach--	
04RT07Z		Replacement of Right Peroneal Artery with Autologous Tissue Substitute, Open Approach--	
04RT0JZ		Replacement of Right Peroneal Artery with Synthetic Substitute, Open Approach--	
04RT0KZ		Replacement of Right Peroneal Artery with Nonautologous Tissue Substitute, Open Approach--	

Appendix A
Comorbid conditions

04RT47Z		Replacement of Right Peroneal Artery with Autologous Tissue Substitute, Percutaneous Endoscopic Approach–	
04RT4JZ		Replacement of Right Peroneal Artery with Synthetic Substitute, Percutaneous Endoscopic Approach–	
04RT4KZ		Replacement of Right Peroneal Artery with Nonautologous Tissue Substitute, Percutaneous Endoscopic Approach–	
04RU07Z		Replacement of Left Peroneal Artery with Autologous Tissue Substitute, Open Approach–	
04RU0JZ		Replacement of Left Peroneal Artery with Synthetic Substitute, Open Approach–	
04RU0KZ		Replacement of Left Peroneal Artery with Nonautologous Tissue Substitute, Open Approach–	
04RU47Z		Replacement of Left Peroneal Artery with Autologous Tissue Substitute, Percutaneous Endoscopic Approach–	
04RU4JZ		Replacement of Left Peroneal Artery with Synthetic Substitute, Percutaneous Endoscopic Approach–	
04RU4KZ		Replacement of Left Peroneal Artery with Nonautologous Tissue Substitute, Percutaneous Endoscopic Approach–	
04RV07Z		Replacement of Right Foot Artery with Autologous Tissue Substitute, Open Approach–	
04RV0JZ		Replacement of Right Foot Artery with Synthetic Substitute, Open Approach–	
04RV0KZ		Replacement of Right Foot Artery with Nonautologous Tissue Substitute, Open Approach–	
04RV47Z		Replacement of Right Foot Artery with Autologous Tissue Substitute, Percutaneous Endoscopic Approach–	
04RV4JZ		Replacement of Right Foot Artery with Synthetic Substitute, Percutaneous Endoscopic Approach–	
04RV4KZ		Replacement of Right Foot Artery with Nonautologous Tissue Substitute, Percutaneous Endoscopic Approach–	
04RW07Z		Replacement of Left Foot Artery with Autologous Tissue Substitute, Open Approach–	
04RW0JZ		Replacement of Left Foot Artery with Synthetic Substitute, Open Approach–	
04RW0KZ		Replacement of Left Foot Artery with Nonautologous Tissue Substitute, Open Approach–	
04RW47Z		Replacement of Left Foot Artery with Autologous Tissue Substitute, Percutaneous Endoscopic Approach–	
04RW4JZ		Replacement of Left Foot Artery with Synthetic Substitute, Percutaneous Endoscopic Approach–	
04RW4KZ		Replacement of Left Foot Artery with Nonautologous Tissue Substitute, Percutaneous Endoscopic Approach–	
04RY07Z		Replacement of Lower Artery with Autologous Tissue Substitute, Open Approach–	
04RY0JZ		Replacement of Lower Artery with Synthetic Substitute, Open Approach–	
04RY0KZ		Replacement of Lower Artery with Nonautologous Tissue Substitute, Open Approach–	
04RY47Z		Replacement of Lower Artery with Autologous Tissue Substitute, Percutaneous Endoscopic Approach–	
04RY4JZ		Replacement of Lower Artery with Synthetic Substitute, Percutaneous Endoscopic Approach–	
04RY4KZ		Replacement of Lower Artery with Nonautologous Tissue Substitute, Percutaneous Endoscopic Approach–	
04S00ZZ		Reposition Abdominal Aorta, Open Approach–	
04S03ZZ		Reposition Abdominal Aorta, Percutaneous Approach–	
04S04ZZ		Reposition Abdominal Aorta, Percutaneous Endoscopic Approach–	

Appendix A
Comorbid conditions

04S10ZZ		Reposition Celiac Artery, Open Approach--	
04S13ZZ		Reposition Celiac Artery, Percutaneous Approach--	
04S14ZZ		Reposition Celiac Artery, Percutaneous Endoscopic Approach--	
04S20ZZ		Reposition Gastric Artery, Open Approach--	
04S23ZZ		Reposition Gastric Artery, Percutaneous Approach--	
04S24ZZ		Reposition Gastric Artery, Percutaneous Endoscopic Approach--	
04S30ZZ		Reposition Hepatic Artery, Open Approach--	
04S33ZZ		Reposition Hepatic Artery, Percutaneous Approach--	
04S34ZZ		Reposition Hepatic Artery, Percutaneous Endoscopic Approach--	
04S40ZZ		Reposition Splenic Artery, Open Approach--	
04S43ZZ		Reposition Splenic Artery, Percutaneous Approach--	
04S44ZZ		Reposition Splenic Artery, Percutaneous Endoscopic Approach--	
04S50ZZ		Reposition Superior Mesenteric Artery, Open Approach--	
04S53ZZ		Reposition Superior Mesenteric Artery, Percutaneous Approach--	
04S54ZZ		Reposition Superior Mesenteric Artery, Percutaneous Endoscopic Approach--	
04S60ZZ		Reposition Right Colic Artery, Open Approach--	
04S63ZZ		Reposition Right Colic Artery, Percutaneous Approach--	
04S64ZZ		Reposition Right Colic Artery, Percutaneous Endoscopic Approach--	
04S70ZZ		Reposition Left Colic Artery, Open Approach--	
04S73ZZ		Reposition Left Colic Artery, Percutaneous Approach--	
04S74ZZ		Reposition Left Colic Artery, Percutaneous Endoscopic Approach--	
04S80ZZ		Reposition Middle Colic Artery, Open Approach--	
04S83ZZ		Reposition Middle Colic Artery, Percutaneous Approach--	
04S84ZZ		Reposition Middle Colic Artery, Percutaneous Endoscopic Approach--	
04S90ZZ		Reposition Right Renal Artery, Open Approach--	
04S93ZZ		Reposition Right Renal Artery, Percutaneous Approach--	
04S94ZZ		Reposition Right Renal Artery, Percutaneous Endoscopic Approach--	
04SA0ZZ		Reposition Left Renal Artery, Open Approach--	
04SA3ZZ		Reposition Left Renal Artery, Percutaneous Approach--	
04SA4ZZ		Reposition Left Renal Artery, Percutaneous Endoscopic Approach--	
04SB0ZZ		Reposition Inferior Mesenteric Artery, Open Approach--	
04SB3ZZ		Reposition Inferior Mesenteric Artery, Percutaneous Approach--	
04SB4ZZ		Reposition Inferior Mesenteric Artery, Percutaneous Endoscopic Approach--	
04SC0ZZ		Reposition Right Common Iliac Artery, Open Approach--	
04SC3ZZ		Reposition Right Common Iliac Artery, Percutaneous Approach--	
04SC4ZZ		Reposition Right Common Iliac Artery, Percutaneous Endoscopic Approach--	
04SD0ZZ		Reposition Left Common Iliac Artery, Open Approach--	
04SD3ZZ		Reposition Left Common Iliac Artery, Percutaneous Approach--	

Appendix A
Comorbid conditions

04SD4ZZ		Reposition Left Common Iliac Artery, Percutaneous Endoscopic Approach--	
04SE0ZZ		Reposition Right Internal Iliac Artery, Open Approach--	
04SE3ZZ		Reposition Right Internal Iliac Artery, Percutaneous Approach--	
04SE4ZZ		Reposition Right Internal Iliac Artery, Percutaneous Endoscopic Approach--	
04SF0ZZ		Reposition Left Internal Iliac Artery, Open Approach--	
04SF3ZZ		Reposition Left Internal Iliac Artery, Percutaneous Approach--	
04SF4ZZ		Reposition Left Internal Iliac Artery, Percutaneous Endoscopic Approach--	
04SH0ZZ		Reposition Right External Iliac Artery, Open Approach--	
04SH3ZZ		Reposition Right External Iliac Artery, Percutaneous Approach--	
04SH4ZZ		Reposition Right External Iliac Artery, Percutaneous Endoscopic Approach--	
04SJ0ZZ		Reposition Left External Iliac Artery, Open Approach--	
04SJ3ZZ		Reposition Left External Iliac Artery, Percutaneous Approach--	
04SJ4ZZ		Reposition Left External Iliac Artery, Percutaneous Endoscopic Approach--	
04SK0ZZ		Reposition Right Femoral Artery, Open Approach--	
04SK3ZZ		Reposition Right Femoral Artery, Percutaneous Approach--	
04SK4ZZ		Reposition Right Femoral Artery, Percutaneous Endoscopic Approach--	
04SL0ZZ		Reposition Left Femoral Artery, Open Approach--	
04SL3ZZ		Reposition Left Femoral Artery, Percutaneous Approach--	
04SL4ZZ		Reposition Left Femoral Artery, Percutaneous Endoscopic Approach--	
04SM0ZZ		Reposition Right Popliteal Artery, Open Approach--	
04SM3ZZ		Reposition Right Popliteal Artery, Percutaneous Approach--	
04SM4ZZ		Reposition Right Popliteal Artery, Percutaneous Endoscopic Approach--	
04SN0ZZ		Reposition Left Popliteal Artery, Open Approach--	
04SN3ZZ		Reposition Left Popliteal Artery, Percutaneous Approach--	
04SN4ZZ		Reposition Left Popliteal Artery, Percutaneous Endoscopic Approach--	
04SP0ZZ		Reposition Right Anterior Tibial Artery, Open Approach--	
04SP3ZZ		Reposition Right Anterior Tibial Artery, Percutaneous Approach--	
04SP4ZZ		Reposition Right Anterior Tibial Artery, Percutaneous Endoscopic Approach--	
04SQ0ZZ		Reposition Left Anterior Tibial Artery, Open Approach--	
04SQ3ZZ		Reposition Left Anterior Tibial Artery, Percutaneous Approach--	
04SQ4ZZ		Reposition Left Anterior Tibial Artery, Percutaneous Endoscopic Approach--	
04SR0ZZ		Reposition Right Posterior Tibial Artery, Open Approach--	
04SR3ZZ		Reposition Right Posterior Tibial Artery, Percutaneous Approach--	
04SR4ZZ		Reposition Right Posterior Tibial Artery, Percutaneous Endoscopic Approach--	
04SS0ZZ		Reposition Left Posterior Tibial Artery, Open Approach--	

Appendix A
Comorbid conditions

04SS3ZZ		Reposition Left Posterior Tibial Artery, Percutaneous Approach--	
04SS4ZZ		Reposition Left Posterior Tibial Artery, Percutaneous Endoscopic Approach--	
04ST0ZZ		Reposition Right Peroneal Artery, Open Approach--	
04ST3ZZ		Reposition Right Peroneal Artery, Percutaneous Approach--	
04ST4ZZ		Reposition Right Peroneal Artery, Percutaneous Endoscopic Approach--	
04SU0ZZ		Reposition Left Peroneal Artery, Open Approach--	
04SU3ZZ		Reposition Left Peroneal Artery, Percutaneous Approach--	
04SU4ZZ		Reposition Left Peroneal Artery, Percutaneous Endoscopic Approach--	
04SV0ZZ		Reposition Right Foot Artery, Open Approach--	
04SV3ZZ		Reposition Right Foot Artery, Percutaneous Approach--	
04SV4ZZ		Reposition Right Foot Artery, Percutaneous Endoscopic Approach--	
04SW0ZZ		Reposition Left Foot Artery, Open Approach--	
04SW3ZZ		Reposition Left Foot Artery, Percutaneous Approach--	
04SW4ZZ		Reposition Left Foot Artery, Percutaneous Endoscopic Approach--	
04SY0ZZ		Reposition Lower Artery, Open Approach--	
04SY3ZZ		Reposition Lower Artery, Percutaneous Approach--	
04SY4ZZ		Reposition Lower Artery, Percutaneous Endoscopic Approach--	
04U007Z		Supplement Abdominal Aorta with Autologous Tissue Substitute, Open Approach--	
04U00JZ		Supplement Abdominal Aorta with Synthetic Substitute, Open Approach--	
04U00KZ		Supplement Abdominal Aorta with Nonautologous Tissue Substitute, Open Approach--	
04U037Z		Supplement Abdominal Aorta with Autologous Tissue Substitute, Percutaneous Approach--	
04U03JZ		Supplement Abdominal Aorta with Synthetic Substitute, Percutaneous Approach--	
04U03KZ		Supplement Abdominal Aorta with Nonautologous Tissue Substitute, Percutaneous Approach--	
04U047Z		Supplement Abdominal Aorta with Autologous Tissue Substitute, Percutaneous Endoscopic Approach--	
04U04JZ		Supplement Abdominal Aorta with Synthetic Substitute, Percutaneous Endoscopic Approach--	
04U04KZ		Supplement Abdominal Aorta with Nonautologous Tissue Substitute, Percutaneous Endoscopic Approach--	
04U107Z		Supplement Celiac Artery with Autologous Tissue Substitute, Open Approach--	
04U10JZ		Supplement Celiac Artery with Synthetic Substitute, Open Approach--	
04U10KZ		Supplement Celiac Artery with Nonautologous Tissue Substitute, Open Approach--	
04U137Z		Supplement Celiac Artery with Autologous Tissue Substitute, Percutaneous Approach--	
04U13JZ		Supplement Celiac Artery with Synthetic Substitute, Percutaneous Approach--	
04U13KZ		Supplement Celiac Artery with Nonautologous Tissue Substitute, Percutaneous Approach--	
04U147Z		Supplement Celiac Artery with Autologous Tissue Substitute, Percutaneous Endoscopic Approach--	

Appendix A
Comorbid conditions

04U14JZ		Supplement Celiac Artery with Synthetic Substitute, Percutaneous Endoscopic Approach--	
04U14KZ		Supplement Celiac Artery with Nonautologous Tissue Substitute, Percutaneous Endoscopic Approach--	
04U207Z		Supplement Gastric Artery with Autologous Tissue Substitute, Open Approach--	
04U20JZ		Supplement Gastric Artery with Synthetic Substitute, Open Approach--	
04U20KZ		Supplement Gastric Artery with Nonautologous Tissue Substitute, Open Approach--	
04U237Z		Supplement Gastric Artery with Autologous Tissue Substitute, Percutaneous Approach--	
04U23JZ		Supplement Gastric Artery with Synthetic Substitute, Percutaneous Approach--	
04U23KZ		Supplement Gastric Artery with Nonautologous Tissue Substitute, Percutaneous Approach--	
04U247Z		Supplement Gastric Artery with Autologous Tissue Substitute, Percutaneous Endoscopic Approach--	
04U24JZ		Supplement Gastric Artery with Synthetic Substitute, Percutaneous Endoscopic Approach--	
04U24KZ		Supplement Gastric Artery with Nonautologous Tissue Substitute, Percutaneous Endoscopic Approach--	
04U307Z		Supplement Hepatic Artery with Autologous Tissue Substitute, Open Approach--	
04U30JZ		Supplement Hepatic Artery with Synthetic Substitute, Open Approach--	
04U30KZ		Supplement Hepatic Artery with Nonautologous Tissue Substitute, Open Approach--	
04U337Z		Supplement Hepatic Artery with Autologous Tissue Substitute, Percutaneous Approach--	
04U33JZ		Supplement Hepatic Artery with Synthetic Substitute, Percutaneous Approach--	
04U33KZ		Supplement Hepatic Artery with Nonautologous Tissue Substitute, Percutaneous Approach--	
04U347Z		Supplement Hepatic Artery with Autologous Tissue Substitute, Percutaneous Endoscopic Approach--	
04U34JZ		Supplement Hepatic Artery with Synthetic Substitute, Percutaneous Endoscopic Approach--	
04U34KZ		Supplement Hepatic Artery with Nonautologous Tissue Substitute, Percutaneous Endoscopic Approach--	
04U407Z		Supplement Splenic Artery with Autologous Tissue Substitute, Open Approach--	
04U40JZ		Supplement Splenic Artery with Synthetic Substitute, Open Approach--	
04U40KZ		Supplement Splenic Artery with Nonautologous Tissue Substitute, Open Approach--	
04U437Z		Supplement Splenic Artery with Autologous Tissue Substitute, Percutaneous Approach--	
04U43JZ		Supplement Splenic Artery with Synthetic Substitute, Percutaneous Approach--	
04U43KZ		Supplement Splenic Artery with Nonautologous Tissue Substitute, Percutaneous Approach--	
04U447Z		Supplement Splenic Artery with Autologous Tissue Substitute, Percutaneous Endoscopic Approach--	
04U44JZ		Supplement Splenic Artery with Synthetic Substitute, Percutaneous Endoscopic Approach--	
04U44KZ		Supplement Splenic Artery with Nonautologous Tissue Substitute, Percutaneous Endoscopic Approach--	

Appendix A
Comorbid conditions

04U507Z		Supplement Superior Mesenteric Artery with Autologous Tissue Substitute, Open Approach--	
04U50JZ		Supplement Superior Mesenteric Artery with Synthetic Substitute, Open Approach--	
04U50KZ		Supplement Superior Mesenteric Artery with Nonautologous Tissue Substitute, Open Approach--	
04U537Z		Supplement Superior Mesenteric Artery with Autologous Tissue Substitute, Percutaneous Approach--	
04U53JZ		Supplement Superior Mesenteric Artery with Synthetic Substitute, Percutaneous Approach--	
04U53KZ		Supplement Superior Mesenteric Artery with Nonautologous Tissue Substitute, Percutaneous Approach--	
04U547Z		Supplement Superior Mesenteric Artery with Autologous Tissue Substitute, Percutaneous Endoscopic Approach--	
04U54JZ		Supplement Superior Mesenteric Artery with Synthetic Substitute, Percutaneous Endoscopic Approach--	
04U54KZ		Supplement Superior Mesenteric Artery with Nonautologous Tissue Substitute, Percutaneous Endoscopic Approach--	
04U607Z		Supplement Right Colic Artery with Autologous Tissue Substitute, Open Approach--	
04U60JZ		Supplement Right Colic Artery with Synthetic Substitute, Open Approach--	
04U60KZ		Supplement Right Colic Artery with Nonautologous Tissue Substitute, Open Approach--	
04U637Z		Supplement Right Colic Artery with Autologous Tissue Substitute, Percutaneous Approach--	
04U63JZ		Supplement Right Colic Artery with Synthetic Substitute, Percutaneous Approach--	
04U63KZ		Supplement Right Colic Artery with Nonautologous Tissue Substitute, Percutaneous Approach--	
04U647Z		Supplement Right Colic Artery with Autologous Tissue Substitute, Percutaneous Endoscopic Approach--	
04U64JZ		Supplement Right Colic Artery with Synthetic Substitute, Percutaneous Endoscopic Approach--	
04U64KZ		Supplement Right Colic Artery with Nonautologous Tissue Substitute, Percutaneous Endoscopic Approach--	
04U707Z		Supplement Left Colic Artery with Autologous Tissue Substitute, Open Approach--	
04U70JZ		Supplement Left Colic Artery with Synthetic Substitute, Open Approach--	
04U70KZ		Supplement Left Colic Artery with Nonautologous Tissue Substitute, Open Approach--	
04U737Z		Supplement Left Colic Artery with Autologous Tissue Substitute, Percutaneous Approach--	
04U73JZ		Supplement Left Colic Artery with Synthetic Substitute, Percutaneous Approach--	
04U73KZ		Supplement Left Colic Artery with Nonautologous Tissue Substitute, Percutaneous Approach--	
04U747Z		Supplement Left Colic Artery with Autologous Tissue Substitute, Percutaneous Endoscopic Approach--	
04U74JZ		Supplement Left Colic Artery with Synthetic Substitute, Percutaneous Endoscopic Approach--	
04U74KZ		Supplement Left Colic Artery with Nonautologous Tissue Substitute, Percutaneous Endoscopic Approach--	
04U807Z		Supplement Middle Colic Artery with Autologous Tissue Substitute, Open Approach--	
04U80JZ		Supplement Middle Colic Artery with Synthetic Substitute, Open Approach--	

Appendix A
Comorbid conditions

04U80KZ		Supplement Middle Colic Artery with Nonautologous Tissue Substitute, Open Approach--	
04U837Z		Supplement Middle Colic Artery with Autologous Tissue Substitute, Percutaneous Approach--	
04U83JZ		Supplement Middle Colic Artery with Synthetic Substitute, Percutaneous Approach--	
04U83KZ		Supplement Middle Colic Artery with Nonautologous Tissue Substitute, Percutaneous Approach--	
04U847Z		Supplement Middle Colic Artery with Autologous Tissue Substitute, Percutaneous Endoscopic Approach--	
04U84JZ		Supplement Middle Colic Artery with Synthetic Substitute, Percutaneous Endoscopic Approach--	
04U84KZ		Supplement Middle Colic Artery with Nonautologous Tissue Substitute, Percutaneous Endoscopic Approach--	
04U907Z		Supplement Right Renal Artery with Autologous Tissue Substitute, Open Approach--	
04U90JZ		Supplement Right Renal Artery with Synthetic Substitute, Open Approach--	
04U90KZ		Supplement Right Renal Artery with Nonautologous Tissue Substitute, Open Approach--	
04U937Z		Supplement Right Renal Artery with Autologous Tissue Substitute, Percutaneous Approach--	
04U93JZ		Supplement Right Renal Artery with Synthetic Substitute, Percutaneous Approach--	
04U93KZ		Supplement Right Renal Artery with Nonautologous Tissue Substitute, Percutaneous Approach--	
04U947Z		Supplement Right Renal Artery with Autologous Tissue Substitute, Percutaneous Endoscopic Approach--	
04U94JZ		Supplement Right Renal Artery with Synthetic Substitute, Percutaneous Endoscopic Approach--	
04U94KZ		Supplement Right Renal Artery with Nonautologous Tissue Substitute, Percutaneous Endoscopic Approach--	
04UA07Z		Supplement Left Renal Artery with Autologous Tissue Substitute, Open Approach--	
04UA0JZ		Supplement Left Renal Artery with Synthetic Substitute, Open Approach--	
04UA0KZ		Supplement Left Renal Artery with Nonautologous Tissue Substitute, Open Approach--	
04UA37Z		Supplement Left Renal Artery with Autologous Tissue Substitute, Percutaneous Approach--	
04UA3JZ		Supplement Left Renal Artery with Synthetic Substitute, Percutaneous Approach--	
04UA3KZ		Supplement Left Renal Artery with Nonautologous Tissue Substitute, Percutaneous Approach--	
04UA47Z		Supplement Left Renal Artery with Autologous Tissue Substitute, Percutaneous Endoscopic Approach--	
04UA4JZ		Supplement Left Renal Artery with Synthetic Substitute, Percutaneous Endoscopic Approach--	
04UA4KZ		Supplement Left Renal Artery with Nonautologous Tissue Substitute, Percutaneous Endoscopic Approach--	
04UB07Z		Supplement Inferior Mesenteric Artery with Autologous Tissue Substitute, Open Approach--	
04UB0JZ		Supplement Inferior Mesenteric Artery with Synthetic Substitute, Open Approach--	
04UB0KZ		Supplement Inferior Mesenteric Artery with Nonautologous Tissue Substitute, Open Approach--	
04UB37Z		Supplement Inferior Mesenteric Artery with Autologous Tissue Substitute, Percutaneous Approach--	

Appendix A
Comorbid conditions

04UB3JZ		Supplement Inferior Mesenteric Artery with Synthetic Substitute, Percutaneous Approach--	
04UB3KZ		Supplement Inferior Mesenteric Artery with Nonautologous Tissue Substitute, Percutaneous Approach--	
04UB47Z		Supplement Inferior Mesenteric Artery with Autologous Tissue Substitute, Percutaneous Endoscopic Approach--	
04UB4JZ		Supplement Inferior Mesenteric Artery with Synthetic Substitute, Percutaneous Endoscopic Approach--	
04UB4KZ		Supplement Inferior Mesenteric Artery with Nonautologous Tissue Substitute, Percutaneous Endoscopic Approach--	
04UC07Z		Supplement Right Common Iliac Artery with Autologous Tissue Substitute, Open Approach--	
04UC0JZ		Supplement Right Common Iliac Artery with Synthetic Substitute, Open Approach--	
04UC0KZ		Supplement Right Common Iliac Artery with Nonautologous Tissue Substitute, Open Approach--	
04UC37Z		Supplement Right Common Iliac Artery with Autologous Tissue Substitute, Percutaneous Approach--	
04UC3JZ		Supplement Right Common Iliac Artery with Synthetic Substitute, Percutaneous Approach--	
04UC3KZ		Supplement Right Common Iliac Artery with Nonautologous Tissue Substitute, Percutaneous Approach--	
04UC47Z		Supplement Right Common Iliac Artery with Autologous Tissue Substitute, Percutaneous Endoscopic Approach--	
04UC4JZ		Supplement Right Common Iliac Artery with Synthetic Substitute, Percutaneous Endoscopic Approach--	
04UC4KZ		Supplement Right Common Iliac Artery with Nonautologous Tissue Substitute, Percutaneous Endoscopic Approach--	
04UD07Z		Supplement Left Common Iliac Artery with Autologous Tissue Substitute, Open Approach--	
04UD0JZ		Supplement Left Common Iliac Artery with Synthetic Substitute, Open Approach--	
04UD0KZ		Supplement Left Common Iliac Artery with Nonautologous Tissue Substitute, Open Approach--	
04UD37Z		Supplement Left Common Iliac Artery with Autologous Tissue Substitute, Percutaneous Approach--	
04UD3JZ		Supplement Left Common Iliac Artery with Synthetic Substitute, Percutaneous Approach--	
04UD3KZ		Supplement Left Common Iliac Artery with Nonautologous Tissue Substitute, Percutaneous Approach--	
04UD47Z		Supplement Left Common Iliac Artery with Autologous Tissue Substitute, Percutaneous Endoscopic Approach--	
04UD4JZ		Supplement Left Common Iliac Artery with Synthetic Substitute, Percutaneous Endoscopic Approach--	
04UD4KZ		Supplement Left Common Iliac Artery with Nonautologous Tissue Substitute, Percutaneous Endoscopic Approach--	
04UE07Z		Supplement Right Internal Iliac Artery with Autologous Tissue Substitute, Open Approach--	
04UE0JZ		Supplement Right Internal Iliac Artery with Synthetic Substitute, Open Approach--	
04UE0KZ		Supplement Right Internal Iliac Artery with Nonautologous Tissue Substitute, Open Approach--	
04UE37Z		Supplement Right Internal Iliac Artery with Autologous Tissue Substitute, Percutaneous Approach--	
04UE3JZ		Supplement Right Internal Iliac Artery with Synthetic Substitute, Percutaneous Approach--	

Appendix A
Comorbid conditions

04UE3KZ		Supplement Right Internal Iliac Artery with Nonautologous Tissue Substitute, Percutaneous Approach--	
04UE47Z		Supplement Right Internal Iliac Artery with Autologous Tissue Substitute, Percutaneous Endoscopic Approach--	
04UE4JZ		Supplement Right Internal Iliac Artery with Synthetic Substitute, Percutaneous Endoscopic Approach--	
04UE4KZ		Supplement Right Internal Iliac Artery with Nonautologous Tissue Substitute, Percutaneous Endoscopic Approach--	
04UF07Z		Supplement Left Internal Iliac Artery with Autologous Tissue Substitute, Open Approach--	
04UF0JZ		Supplement Left Internal Iliac Artery with Synthetic Substitute, Open Approach--	
04UF0KZ		Supplement Left Internal Iliac Artery with Nonautologous Tissue Substitute, Open Approach--	
04UF37Z		Supplement Left Internal Iliac Artery with Autologous Tissue Substitute, Percutaneous Approach--	
04UF3JZ		Supplement Left Internal Iliac Artery with Synthetic Substitute, Percutaneous Approach--	
04UF3KZ		Supplement Left Internal Iliac Artery with Nonautologous Tissue Substitute, Percutaneous Approach--	
04UF47Z		Supplement Left Internal Iliac Artery with Autologous Tissue Substitute, Percutaneous Endoscopic Approach--	
04UF4JZ		Supplement Left Internal Iliac Artery with Synthetic Substitute, Percutaneous Endoscopic Approach--	
04UF4KZ		Supplement Left Internal Iliac Artery with Nonautologous Tissue Substitute, Percutaneous Endoscopic Approach--	
04UH07Z		Supplement Right External Iliac Artery with Autologous Tissue Substitute, Open Approach--	
04UH0JZ		Supplement Right External Iliac Artery with Synthetic Substitute, Open Approach--	
04UH0KZ		Supplement Right External Iliac Artery with Nonautologous Tissue Substitute, Open Approach--	
04UH37Z		Supplement Right External Iliac Artery with Autologous Tissue Substitute, Percutaneous Approach--	
04UH3JZ		Supplement Right External Iliac Artery with Synthetic Substitute, Percutaneous Approach--	
04UH3KZ		Supplement Right External Iliac Artery with Nonautologous Tissue Substitute, Percutaneous Approach--	
04UH47Z		Supplement Right External Iliac Artery with Autologous Tissue Substitute, Percutaneous Endoscopic Approach--	
04UH4JZ		Supplement Right External Iliac Artery with Synthetic Substitute, Percutaneous Endoscopic Approach--	
04UH4KZ		Supplement Right External Iliac Artery with Nonautologous Tissue Substitute, Percutaneous Endoscopic Approach--	
04UJ07Z		Supplement Left External Iliac Artery with Autologous Tissue Substitute, Open Approach--	
04UJ0JZ		Supplement Left External Iliac Artery with Synthetic Substitute, Open Approach--	
04UJ0KZ		Supplement Left External Iliac Artery with Nonautologous Tissue Substitute, Open Approach--	
04UJ37Z		Supplement Left External Iliac Artery with Autologous Tissue Substitute, Percutaneous Approach--	
04UJ3JZ		Supplement Left External Iliac Artery with Synthetic Substitute, Percutaneous Approach--	
04UJ3KZ		Supplement Left External Iliac Artery with Nonautologous Tissue Substitute, Percutaneous Approach--	

Appendix A
Comorbid conditions

04UJ47Z		Supplement Left External Iliac Artery with Autologous Tissue Substitute, Percutaneous Endoscopic Approach--	
04UJ4JZ		Supplement Left External Iliac Artery with Synthetic Substitute, Percutaneous Endoscopic Approach--	
04UJ4KZ		Supplement Left External Iliac Artery with Nonautologous Tissue Substitute, Percutaneous Endoscopic Approach--	
04UK07Z		Supplement Right Femoral Artery with Autologous Tissue Substitute, Open Approach--	
04UK0JZ		Supplement Right Femoral Artery with Synthetic Substitute, Open Approach--	
04UK0KZ		Supplement Right Femoral Artery with Nonautologous Tissue Substitute, Open Approach--	
04UK37Z		Supplement Right Femoral Artery with Autologous Tissue Substitute, Percutaneous Approach--	
04UK3JZ		Supplement Right Femoral Artery with Synthetic Substitute, Percutaneous Approach--	
04UK3KZ		Supplement Right Femoral Artery with Nonautologous Tissue Substitute, Percutaneous Approach--	
04UK47Z		Supplement Right Femoral Artery with Autologous Tissue Substitute, Percutaneous Endoscopic Approach--	
04UK4JZ		Supplement Right Femoral Artery with Synthetic Substitute, Percutaneous Endoscopic Approach--	
04UK4KZ		Supplement Right Femoral Artery with Nonautologous Tissue Substitute, Percutaneous Endoscopic Approach--	
04UL07Z		Supplement Left Femoral Artery with Autologous Tissue Substitute, Open Approach--	
04UL0JZ		Supplement Left Femoral Artery with Synthetic Substitute, Open Approach--	
04UL0KZ		Supplement Left Femoral Artery with Nonautologous Tissue Substitute, Open Approach--	
04UL37Z		Supplement Left Femoral Artery with Autologous Tissue Substitute, Percutaneous Approach--	
04UL3JZ		Supplement Left Femoral Artery with Synthetic Substitute, Percutaneous Approach--	
04UL3KZ		Supplement Left Femoral Artery with Nonautologous Tissue Substitute, Percutaneous Approach--	
04UL47Z		Supplement Left Femoral Artery with Autologous Tissue Substitute, Percutaneous Endoscopic Approach--	
04UL4JZ		Supplement Left Femoral Artery with Synthetic Substitute, Percutaneous Endoscopic Approach--	
04UL4KZ		Supplement Left Femoral Artery with Nonautologous Tissue Substitute, Percutaneous Endoscopic Approach--	
04UM07Z		Supplement Right Popliteal Artery with Autologous Tissue Substitute, Open Approach--	
04UM0JZ		Supplement Right Popliteal Artery with Synthetic Substitute, Open Approach--	
04UM0KZ		Supplement Right Popliteal Artery with Nonautologous Tissue Substitute, Open Approach--	
04UM37Z		Supplement Right Popliteal Artery with Autologous Tissue Substitute, Percutaneous Approach--	
04UM3JZ		Supplement Right Popliteal Artery with Synthetic Substitute, Percutaneous Approach--	
04UM3KZ		Supplement Right Popliteal Artery with Nonautologous Tissue Substitute, Percutaneous Approach--	
04UM47Z		Supplement Right Popliteal Artery with Autologous Tissue Substitute, Percutaneous Endoscopic Approach--	
04UM4JZ		Supplement Right Popliteal Artery with Synthetic Substitute, Percutaneous Endoscopic Approach--	

Appendix A
Comorbid conditions

04UM4KZ		Supplement Right Popliteal Artery with Nonautologous Tissue Substitute, Percutaneous Endoscopic Approach–	
04UN07Z		Supplement Left Popliteal Artery with Autologous Tissue Substitute, Open Approach–	
04UN0JZ		Supplement Left Popliteal Artery with Synthetic Substitute, Open Approach–	
04UN0KZ		Supplement Left Popliteal Artery with Nonautologous Tissue Substitute, Open Approach–	
04UN37Z		Supplement Left Popliteal Artery with Autologous Tissue Substitute, Percutaneous Approach–	
04UN3JZ		Supplement Left Popliteal Artery with Synthetic Substitute, Percutaneous Approach–	
04UN3KZ		Supplement Left Popliteal Artery with Nonautologous Tissue Substitute, Percutaneous Approach–	
04UN47Z		Supplement Left Popliteal Artery with Autologous Tissue Substitute, Percutaneous Endoscopic Approach–	
04UN4JZ		Supplement Left Popliteal Artery with Synthetic Substitute, Percutaneous Endoscopic Approach–	
04UN4KZ		Supplement Left Popliteal Artery with Nonautologous Tissue Substitute, Percutaneous Endoscopic Approach–	
04UP07Z		Supplement Right Anterior Tibial Artery with Autologous Tissue Substitute, Open Approach–	
04UP0JZ		Supplement Right Anterior Tibial Artery with Synthetic Substitute, Open Approach–	
04UP0KZ		Supplement Right Anterior Tibial Artery with Nonautologous Tissue Substitute, Open Approach–	
04UP37Z		Supplement Right Anterior Tibial Artery with Autologous Tissue Substitute, Percutaneous Approach–	
04UP3JZ		Supplement Right Anterior Tibial Artery with Synthetic Substitute, Percutaneous Approach–	
04UP3KZ		Supplement Right Anterior Tibial Artery with Nonautologous Tissue Substitute, Percutaneous Approach–	
04UP47Z		Supplement Right Anterior Tibial Artery with Autologous Tissue Substitute, Percutaneous Endoscopic Approach–	
04UP4JZ		Supplement Right Anterior Tibial Artery with Synthetic Substitute, Percutaneous Endoscopic Approach–	
04UP4KZ		Supplement Right Anterior Tibial Artery with Nonautologous Tissue Substitute, Percutaneous Endoscopic Approach–	
04UQ07Z		Supplement Left Anterior Tibial Artery with Autologous Tissue Substitute, Open Approach–	
04UQ0JZ		Supplement Left Anterior Tibial Artery with Synthetic Substitute, Open Approach–	
04UQ0KZ		Supplement Left Anterior Tibial Artery with Nonautologous Tissue Substitute, Open Approach–	
04UQ37Z		Supplement Left Anterior Tibial Artery with Autologous Tissue Substitute, Percutaneous Approach–	
04UQ3JZ		Supplement Left Anterior Tibial Artery with Synthetic Substitute, Percutaneous Approach–	
04UQ3KZ		Supplement Left Anterior Tibial Artery with Nonautologous Tissue Substitute, Percutaneous Approach–	
04UQ47Z		Supplement Left Anterior Tibial Artery with Autologous Tissue Substitute, Percutaneous Endoscopic Approach–	
04UQ4JZ		Supplement Left Anterior Tibial Artery with Synthetic Substitute, Percutaneous Endoscopic Approach–	
04UQ4KZ		Supplement Left Anterior Tibial Artery with Nonautologous Tissue Substitute, Percutaneous Endoscopic Approach–	

Appendix A
Comorbid conditions

04UR07Z		Supplement Right Posterior Tibial Artery with Autologous Tissue Substitute, Open Approach--	
04UR0JZ		Supplement Right Posterior Tibial Artery with Synthetic Substitute, Open Approach--	
04UR0KZ		Supplement Right Posterior Tibial Artery with Nonautologous Tissue Substitute, Open Approach--	
04UR37Z		Supplement Right Posterior Tibial Artery with Autologous Tissue Substitute, Percutaneous Approach--	
04UR3JZ		Supplement Right Posterior Tibial Artery with Synthetic Substitute, Percutaneous Approach--	
04UR3KZ		Supplement Right Posterior Tibial Artery with Nonautologous Tissue Substitute, Percutaneous Approach--	
04UR47Z		Supplement Right Posterior Tibial Artery with Autologous Tissue Substitute, Percutaneous Endoscopic Approach--	
04UR4JZ		Supplement Right Posterior Tibial Artery with Synthetic Substitute, Percutaneous Endoscopic Approach--	
04UR4KZ		Supplement Right Posterior Tibial Artery with Nonautologous Tissue Substitute, Percutaneous Endoscopic Approach--	
04US07Z		Supplement Left Posterior Tibial Artery with Autologous Tissue Substitute, Open Approach--	
04US0JZ		Supplement Left Posterior Tibial Artery with Synthetic Substitute, Open Approach--	
04US0KZ		Supplement Left Posterior Tibial Artery with Nonautologous Tissue Substitute, Open Approach--	
04US37Z		Supplement Left Posterior Tibial Artery with Autologous Tissue Substitute, Percutaneous Approach--	
04US3JZ		Supplement Left Posterior Tibial Artery with Synthetic Substitute, Percutaneous Approach--	
04US3KZ		Supplement Left Posterior Tibial Artery with Nonautologous Tissue Substitute, Percutaneous Approach--	
04US47Z		Supplement Left Posterior Tibial Artery with Autologous Tissue Substitute, Percutaneous Endoscopic Approach--	
04US4JZ		Supplement Left Posterior Tibial Artery with Synthetic Substitute, Percutaneous Endoscopic Approach--	
04US4KZ		Supplement Left Posterior Tibial Artery with Nonautologous Tissue Substitute, Percutaneous Endoscopic Approach--	
04UT07Z		Supplement Right Peroneal Artery with Autologous Tissue Substitute, Open Approach--	
04UT0JZ		Supplement Right Peroneal Artery with Synthetic Substitute, Open Approach--	
04UT0KZ		Supplement Right Peroneal Artery with Nonautologous Tissue Substitute, Open Approach--	
04UT37Z		Supplement Right Peroneal Artery with Autologous Tissue Substitute, Percutaneous Approach--	
04UT3JZ		Supplement Right Peroneal Artery with Synthetic Substitute, Percutaneous Approach--	
04UT3KZ		Supplement Right Peroneal Artery with Nonautologous Tissue Substitute, Percutaneous Approach--	
04UT47Z		Supplement Right Peroneal Artery with Autologous Tissue Substitute, Percutaneous Endoscopic Approach--	
04UT4JZ		Supplement Right Peroneal Artery with Synthetic Substitute, Percutaneous Endoscopic Approach--	
04UT4KZ		Supplement Right Peroneal Artery with Nonautologous Tissue Substitute, Percutaneous Endoscopic Approach--	
04UU07Z		Supplement Left Peroneal Artery with Autologous Tissue Substitute, Open Approach--	

Appendix A
Comorbid conditions

04UU0JZ		Supplement Left Peroneal Artery with Synthetic Substitute, Open Approach--	
04UU0KZ		Supplement Left Peroneal Artery with Nonautologous Tissue Substitute, Open Approach--	
04UU37Z		Supplement Left Peroneal Artery with Autologous Tissue Substitute, Percutaneous Approach--	
04UU3JZ		Supplement Left Peroneal Artery with Synthetic Substitute, Percutaneous Approach--	
04UU3KZ		Supplement Left Peroneal Artery with Nonautologous Tissue Substitute, Percutaneous Approach--	
04UU47Z		Supplement Left Peroneal Artery with Autologous Tissue Substitute, Percutaneous Endoscopic Approach--	
04UU4JZ		Supplement Left Peroneal Artery with Synthetic Substitute, Percutaneous Endoscopic Approach--	
04UU4KZ		Supplement Left Peroneal Artery with Nonautologous Tissue Substitute, Percutaneous Endoscopic Approach--	
04UV07Z		Supplement Right Foot Artery with Autologous Tissue Substitute, Open Approach--	
04UV0JZ		Supplement Right Foot Artery with Synthetic Substitute, Open Approach--	
04UV0KZ		Supplement Right Foot Artery with Nonautologous Tissue Substitute, Open Approach--	
04UV37Z		Supplement Right Foot Artery with Autologous Tissue Substitute, Percutaneous Approach--	
04UV3JZ		Supplement Right Foot Artery with Synthetic Substitute, Percutaneous Approach--	
04UV3KZ		Supplement Right Foot Artery with Nonautologous Tissue Substitute, Percutaneous Approach--	
04UV47Z		Supplement Right Foot Artery with Autologous Tissue Substitute, Percutaneous Endoscopic Approach--	
04UV4JZ		Supplement Right Foot Artery with Synthetic Substitute, Percutaneous Endoscopic Approach--	
04UV4KZ		Supplement Right Foot Artery with Nonautologous Tissue Substitute, Percutaneous Endoscopic Approach--	
04UW07Z		Supplement Left Foot Artery with Autologous Tissue Substitute, Open Approach--	
04UW0JZ		Supplement Left Foot Artery with Synthetic Substitute, Open Approach--	
04UW0KZ		Supplement Left Foot Artery with Nonautologous Tissue Substitute, Open Approach--	
04UW37Z		Supplement Left Foot Artery with Autologous Tissue Substitute, Percutaneous Approach--	
04UW3JZ		Supplement Left Foot Artery with Synthetic Substitute, Percutaneous Approach--	
04UW3KZ		Supplement Left Foot Artery with Nonautologous Tissue Substitute, Percutaneous Approach--	
04UW47Z		Supplement Left Foot Artery with Autologous Tissue Substitute, Percutaneous Endoscopic Approach--	
04UW4JZ		Supplement Left Foot Artery with Synthetic Substitute, Percutaneous Endoscopic Approach--	
04UW4KZ		Supplement Left Foot Artery with Nonautologous Tissue Substitute, Percutaneous Endoscopic Approach--	
04UY07Z		Supplement Lower Artery with Autologous Tissue Substitute, Open Approach--	
04UY0JZ		Supplement Lower Artery with Synthetic Substitute, Open Approach--	
04UY0KZ		Supplement Lower Artery with Nonautologous Tissue Substitute, Open Approach--	

Appendix A
Comorbid conditions

04UY37Z		Supplement Lower Artery with Autologous Tissue Substitute, Percutaneous Approach--	
04UY3JZ		Supplement Lower Artery with Synthetic Substitute, Percutaneous Approach--	
04UY3KZ		Supplement Lower Artery with Nonautologous Tissue Substitute, Percutaneous Approach--	
04UY47Z		Supplement Lower Artery with Autologous Tissue Substitute, Percutaneous Endoscopic Approach--	
04UY4JZ		Supplement Lower Artery with Synthetic Substitute, Percutaneous Endoscopic Approach--	
04UY4KZ		Supplement Lower Artery with Nonautologous Tissue Substitute, Percutaneous Endoscopic Approach--	
04V00C6		Restriction of Abdominal Aorta, Bifurcation, with Extraluminal Device, Open Approach--	
04V00CZ		Restriction of Abdominal Aorta with Extraluminal Device, Open Approach--	
04V00Z6		Restriction of Abdominal Aorta, Bifurcation, Open Approach--	
04V00ZZ		Restriction of Abdominal Aorta, Open Approach--	
04V03C6		Restriction of Abdominal Aorta, Bifurcation, with Extraluminal Device, Percutaneous Approach--	
04V03CZ		Restriction of Abdominal Aorta with Extraluminal Device, Percutaneous Approach--	
04V04C6		Restriction of Abdominal Aorta, Bifurcation, with Extraluminal Device, Percutaneous Endoscopic Approach--	
04V04CZ		Restriction of Abdominal Aorta with Extraluminal Device, Percutaneous Endoscopic Approach--	
04V04Z6		Restriction of Abdominal Aorta, Bifurcation, Percutaneous Endoscopic Approach--	
04V04ZZ		Restriction of Abdominal Aorta, Percutaneous Endoscopic Approach--	
04V10CZ		Restriction of Celiac Artery with Extraluminal Device, Open Approach--	
04V10ZZ		Restriction of Celiac Artery, Open Approach--	
04V13CZ		Restriction of Celiac Artery with Extraluminal Device, Percutaneous Approach--	
04V14CZ		Restriction of Celiac Artery with Extraluminal Device, Percutaneous Endoscopic Approach--	
04V14ZZ		Restriction of Celiac Artery, Percutaneous Endoscopic Approach--	
04V20CZ		Restriction of Gastric Artery with Extraluminal Device, Open Approach--	
04V20ZZ		Restriction of Gastric Artery, Open Approach--	
04V23CZ		Restriction of Gastric Artery with Extraluminal Device, Percutaneous Approach--	
04V24CZ		Restriction of Gastric Artery with Extraluminal Device, Percutaneous Endoscopic Approach--	
04V24ZZ		Restriction of Gastric Artery, Percutaneous Endoscopic Approach--	
04V30CZ		Restriction of Hepatic Artery with Extraluminal Device, Open Approach--	
04V30ZZ		Restriction of Hepatic Artery, Open Approach--	
04V33CZ		Restriction of Hepatic Artery with Extraluminal Device, Percutaneous Approach--	
04V34CZ		Restriction of Hepatic Artery with Extraluminal Device, Percutaneous Endoscopic Approach--	
04V34ZZ		Restriction of Hepatic Artery, Percutaneous Endoscopic Approach--	

Appendix A
Comorbid conditions

04V40CZ		Restriction of Splenic Artery with Extraluminal Device, Open Approach--	
04V40ZZ		Restriction of Splenic Artery, Open Approach--	
04V43CZ		Restriction of Splenic Artery with Extraluminal Device, Percutaneous Approach--	
04V44CZ		Restriction of Splenic Artery with Extraluminal Device, Percutaneous Endoscopic Approach--	
04V44ZZ		Restriction of Splenic Artery, Percutaneous Endoscopic Approach--	
04V50CZ		Restriction of Superior Mesenteric Artery with Extraluminal Device, Open Approach--	
04V50ZZ		Restriction of Superior Mesenteric Artery, Open Approach--	
04V53CZ		Restriction of Superior Mesenteric Artery with Extraluminal Device, Percutaneous Approach--	
04V54CZ		Restriction of Superior Mesenteric Artery with Extraluminal Device, Percutaneous Endoscopic Approach--	
04V54ZZ		Restriction of Superior Mesenteric Artery, Percutaneous Endoscopic Approach--	
04V60CZ		Restriction of Right Colic Artery with Extraluminal Device, Open Approach--	
04V60ZZ		Restriction of Right Colic Artery, Open Approach--	
04V63CZ		Restriction of Right Colic Artery with Extraluminal Device, Percutaneous Approach--	
04V64CZ		Restriction of Right Colic Artery with Extraluminal Device, Percutaneous Endoscopic Approach--	
04V64ZZ		Restriction of Right Colic Artery, Percutaneous Endoscopic Approach--	
04V70CZ		Restriction of Left Colic Artery with Extraluminal Device, Open Approach--	
04V70ZZ		Restriction of Left Colic Artery, Open Approach--	
04V73CZ		Restriction of Left Colic Artery with Extraluminal Device, Percutaneous Approach--	
04V74CZ		Restriction of Left Colic Artery with Extraluminal Device, Percutaneous Endoscopic Approach--	
04V74ZZ		Restriction of Left Colic Artery, Percutaneous Endoscopic Approach--	
04V80CZ		Restriction of Middle Colic Artery with Extraluminal Device, Open Approach--	
04V80ZZ		Restriction of Middle Colic Artery, Open Approach--	
04V83CZ		Restriction of Middle Colic Artery with Extraluminal Device, Percutaneous Approach--	
04V84CZ		Restriction of Middle Colic Artery with Extraluminal Device, Percutaneous Endoscopic Approach--	
04V84ZZ		Restriction of Middle Colic Artery, Percutaneous Endoscopic Approach--	
04V90CZ		Restriction of Right Renal Artery with Extraluminal Device, Open Approach--	
04V90ZZ		Restriction of Right Renal Artery, Open Approach--	
04V93CZ		Restriction of Right Renal Artery with Extraluminal Device, Percutaneous Approach--	
04V94CZ		Restriction of Right Renal Artery with Extraluminal Device, Percutaneous Endoscopic Approach--	
04V94ZZ		Restriction of Right Renal Artery, Percutaneous Endoscopic Approach--	
04VA0CZ		Restriction of Left Renal Artery with Extraluminal Device, Open Approach--	
04VA0ZZ		Restriction of Left Renal Artery, Open Approach--	

Appendix A
Comorbid conditions

04VA3CZ		Restriction of Left Renal Artery with Extraluminal Device, Percutaneous Approach--	
04VA4CZ		Restriction of Left Renal Artery with Extraluminal Device, Percutaneous Endoscopic Approach--	
04VA4ZZ		Restriction of Left Renal Artery, Percutaneous Endoscopic Approach--	
04VB0CZ		Restriction of Inferior Mesenteric Artery with Extraluminal Device, Open Approach--	
04VB0ZZ		Restriction of Inferior Mesenteric Artery, Open Approach--	
04VB3CZ		Restriction of Inferior Mesenteric Artery with Extraluminal Device, Percutaneous Approach--	
04VB4CZ		Restriction of Inferior Mesenteric Artery with Extraluminal Device, Percutaneous Endoscopic Approach--	
04VB4ZZ		Restriction of Inferior Mesenteric Artery, Percutaneous Endoscopic Approach--	
04VC0CZ		Restriction of Right Common Iliac Artery with Extraluminal Device, Open Approach--	
04VC0ZZ		Restriction of Right Common Iliac Artery, Open Approach--	
04VC3CZ		Restriction of Right Common Iliac Artery with Extraluminal Device, Percutaneous Approach--	
04VC4CZ		Restriction of Right Common Iliac Artery with Extraluminal Device, Percutaneous Endoscopic Approach--	
04VC4ZZ		Restriction of Right Common Iliac Artery, Percutaneous Endoscopic Approach--	
04VD0CZ		Restriction of Left Common Iliac Artery with Extraluminal Device, Open Approach--	
04VD0ZZ		Restriction of Left Common Iliac Artery, Open Approach--	
04VD3CZ		Restriction of Left Common Iliac Artery with Extraluminal Device, Percutaneous Approach--	
04VD4CZ		Restriction of Left Common Iliac Artery with Extraluminal Device, Percutaneous Endoscopic Approach--	
04VD4ZZ		Restriction of Left Common Iliac Artery, Percutaneous Endoscopic Approach--	
04VE0CZ		Restriction of Right Internal Iliac Artery with Extraluminal Device, Open Approach--	
04VE0ZZ		Restriction of Right Internal Iliac Artery, Open Approach--	
04VE3CZ		Restriction of Right Internal Iliac Artery with Extraluminal Device, Percutaneous Approach--	
04VE4CZ		Restriction of Right Internal Iliac Artery with Extraluminal Device, Percutaneous Endoscopic Approach--	
04VE4ZZ		Restriction of Right Internal Iliac Artery, Percutaneous Endoscopic Approach--	
04VF0CZ		Restriction of Left Internal Iliac Artery with Extraluminal Device, Open Approach--	
04VF0ZZ		Restriction of Left Internal Iliac Artery, Open Approach--	
04VF3CZ		Restriction of Left Internal Iliac Artery with Extraluminal Device, Percutaneous Approach--	
04VF4CZ		Restriction of Left Internal Iliac Artery with Extraluminal Device, Percutaneous Endoscopic Approach--	
04VF4ZZ		Restriction of Left Internal Iliac Artery, Percutaneous Endoscopic Approach--	
04VH0CZ		Restriction of Right External Iliac Artery with Extraluminal Device, Open Approach--	
04VH0ZZ		Restriction of Right External Iliac Artery, Open Approach--	
04VH3CZ		Restriction of Right External Iliac Artery with Extraluminal Device, Percutaneous Approach--	
04VH4CZ		Restriction of Right External Iliac Artery with Extraluminal Device, Percutaneous Endoscopic Approach--	

Appendix A
Comorbid conditions

04VH4ZZ		Restriction of Right External Iliac Artery, Percutaneous Endoscopic Approach--	
04VJ0CZ		Restriction of Left External Iliac Artery with Extraluminal Device, Open Approach--	
04VJ0ZZ		Restriction of Left External Iliac Artery, Open Approach--	
04VJ3CZ		Restriction of Left External Iliac Artery with Extraluminal Device, Percutaneous Approach--	
04VJ4CZ		Restriction of Left External Iliac Artery with Extraluminal Device, Percutaneous Endoscopic Approach--	
04VJ4ZZ		Restriction of Left External Iliac Artery, Percutaneous Endoscopic Approach--	
04VK0CZ		Restriction of Right Femoral Artery with Extraluminal Device, Open Approach--	
04VK0ZZ		Restriction of Right Femoral Artery, Open Approach--	
04VK3CZ		Restriction of Right Femoral Artery with Extraluminal Device, Percutaneous Approach--	
04VK4CZ		Restriction of Right Femoral Artery with Extraluminal Device, Percutaneous Endoscopic Approach--	
04VK4ZZ		Restriction of Right Femoral Artery, Percutaneous Endoscopic Approach--	
04VL0CZ		Restriction of Left Femoral Artery with Extraluminal Device, Open Approach--	
04VL0ZZ		Restriction of Left Femoral Artery, Open Approach--	
04VL3CZ		Restriction of Left Femoral Artery with Extraluminal Device, Percutaneous Approach--	
04VL4CZ		Restriction of Left Femoral Artery with Extraluminal Device, Percutaneous Endoscopic Approach--	
04VL4ZZ		Restriction of Left Femoral Artery, Percutaneous Endoscopic Approach--	
04VM0CZ		Restriction of Right Popliteal Artery with Extraluminal Device, Open Approach--	
04VM0ZZ		Restriction of Right Popliteal Artery, Open Approach--	
04VM3CZ		Restriction of Right Popliteal Artery with Extraluminal Device, Percutaneous Approach--	
04VM4CZ		Restriction of Right Popliteal Artery with Extraluminal Device, Percutaneous Endoscopic Approach--	
04VM4ZZ		Restriction of Right Popliteal Artery, Percutaneous Endoscopic Approach--	
04VN0CZ		Restriction of Left Popliteal Artery with Extraluminal Device, Open Approach--	
04VN0ZZ		Restriction of Left Popliteal Artery, Open Approach--	
04VN3CZ		Restriction of Left Popliteal Artery with Extraluminal Device, Percutaneous Approach--	
04VN4CZ		Restriction of Left Popliteal Artery with Extraluminal Device, Percutaneous Endoscopic Approach--	
04VN4ZZ		Restriction of Left Popliteal Artery, Percutaneous Endoscopic Approach--	
04VP0CZ		Restriction of Right Anterior Tibial Artery with Extraluminal Device, Open Approach--	
04VP0ZZ		Restriction of Right Anterior Tibial Artery, Open Approach--	
04VP3CZ		Restriction of Right Anterior Tibial Artery with Extraluminal Device, Percutaneous Approach--	
04VP4CZ		Restriction of Right Anterior Tibial Artery with Extraluminal Device, Percutaneous Endoscopic Approach--	
04VP4ZZ		Restriction of Right Anterior Tibial Artery, Percutaneous Endoscopic Approach--	
04VQ0CZ		Restriction of Left Anterior Tibial Artery with Extraluminal Device, Open Approach--	

Appendix A
Comorbid conditions

04VQ0ZZ		Restriction of Left Anterior Tibial Artery, Open Approach--	
04VQ3CZ		Restriction of Left Anterior Tibial Artery with Extraluminal Device, Percutaneous Approach--	
04VQ4CZ		Restriction of Left Anterior Tibial Artery with Extraluminal Device, Percutaneous Endoscopic Approach--	
04VQ4ZZ		Restriction of Left Anterior Tibial Artery, Percutaneous Endoscopic Approach--	
04VR0CZ		Restriction of Right Posterior Tibial Artery with Extraluminal Device, Open Approach--	
04VR0ZZ		Restriction of Right Posterior Tibial Artery, Open Approach--	
04VR3CZ		Restriction of Right Posterior Tibial Artery with Extraluminal Device, Percutaneous Approach--	
04VR4CZ		Restriction of Right Posterior Tibial Artery with Extraluminal Device, Percutaneous Endoscopic Approach--	
04VR4ZZ		Restriction of Right Posterior Tibial Artery, Percutaneous Endoscopic Approach--	
04VS0CZ		Restriction of Left Posterior Tibial Artery with Extraluminal Device, Open Approach--	
04VS0ZZ		Restriction of Left Posterior Tibial Artery, Open Approach--	
04VS3CZ		Restriction of Left Posterior Tibial Artery with Extraluminal Device, Percutaneous Approach--	
04VS4CZ		Restriction of Left Posterior Tibial Artery with Extraluminal Device, Percutaneous Endoscopic Approach--	
04VS4ZZ		Restriction of Left Posterior Tibial Artery, Percutaneous Endoscopic Approach--	
04VT0CZ		Restriction of Right Peroneal Artery with Extraluminal Device, Open Approach--	
04VT0ZZ		Restriction of Right Peroneal Artery, Open Approach--	
04VT3CZ		Restriction of Right Peroneal Artery with Extraluminal Device, Percutaneous Approach--	
04VT4CZ		Restriction of Right Peroneal Artery with Extraluminal Device, Percutaneous Endoscopic Approach--	
04VT4ZZ		Restriction of Right Peroneal Artery, Percutaneous Endoscopic Approach--	
04VU0CZ		Restriction of Left Peroneal Artery with Extraluminal Device, Open Approach--	
04VU0ZZ		Restriction of Left Peroneal Artery, Open Approach--	
04VU3CZ		Restriction of Left Peroneal Artery with Extraluminal Device, Percutaneous Approach--	
04VU4CZ		Restriction of Left Peroneal Artery with Extraluminal Device, Percutaneous Endoscopic Approach--	
04VU4ZZ		Restriction of Left Peroneal Artery, Percutaneous Endoscopic Approach--	
04VV0CZ		Restriction of Right Foot Artery with Extraluminal Device, Open Approach--	
04VV0ZZ		Restriction of Right Foot Artery, Open Approach--	
04VV3CZ		Restriction of Right Foot Artery with Extraluminal Device, Percutaneous Approach--	
04VV4CZ		Restriction of Right Foot Artery with Extraluminal Device, Percutaneous Endoscopic Approach--	
04VV4ZZ		Restriction of Right Foot Artery, Percutaneous Endoscopic Approach--	
04VW0CZ		Restriction of Left Foot Artery with Extraluminal Device, Open Approach--	
04VW0ZZ		Restriction of Left Foot Artery, Open Approach--	
04VW3CZ		Restriction of Left Foot Artery with Extraluminal Device, Percutaneous Approach--	

Appendix A
Comorbid conditions

04VW4CZ		Restriction of Left Foot Artery with Extraluminal Device, Percutaneous Endoscopic Approach--	
04VW4ZZ		Restriction of Left Foot Artery, Percutaneous Endoscopic Approach--	
04VY0CZ		Restriction of Lower Artery with Extraluminal Device, Open Approach--	
04VY0ZZ		Restriction of Lower Artery, Open Approach--	
04VY3CZ		Restriction of Lower Artery with Extraluminal Device, Percutaneous Approach--	
04VY4CZ		Restriction of Lower Artery with Extraluminal Device, Percutaneous Endoscopic Approach--	
04VY4ZZ		Restriction of Lower Artery, Percutaneous Endoscopic Approach--	
04WY00Z		Revision of Drainage Device in Lower Artery, Open Approach--	
04WY02Z		Revision of Monitoring Device in Lower Artery, Open Approach--	
04WY03Z		Revision of Infusion Device in Lower Artery, Open Approach--	
04WY0CZ		Revision of Extraluminal Device in Lower Artery, Open Approach--	
04WY0DZ		Revision of Intraluminal Device in Lower Artery, Open Approach--	
04WY30Z		Revision of Drainage Device in Lower Artery, Percutaneous Approach--	
04WY32Z		Revision of Monitoring Device in Lower Artery, Percutaneous Approach--	
04WY33Z		Revision of Infusion Device in Lower Artery, Percutaneous Approach--	
04WY3CZ		Revision of Extraluminal Device in Lower Artery, Percutaneous Approach--	
04WY3DZ		Revision of Intraluminal Device in Lower Artery, Percutaneous Approach--	
04WY40Z		Revision of Drainage Device in Lower Artery, Percutaneous Endoscopic Approach--	
04WY42Z		Revision of Monitoring Device in Lower Artery, Percutaneous Endoscopic Approach--	
04WY43Z		Revision of Infusion Device in Lower Artery, Percutaneous Endoscopic Approach--	
04WY4CZ		Revision of Extraluminal Device in Lower Artery, Percutaneous Endoscopic Approach--	
04WY4DZ		Revision of Intraluminal Device in Lower Artery, Percutaneous Endoscopic Approach--	
05700DZ		Dilation of Azygos Vein with Intraluminal Device, Open Approach--	
05700ZZ		Dilation of Azygos Vein, Open Approach--	
05703DZ		Dilation of Azygos Vein with Intraluminal Device, Percutaneous Approach--	
05703ZZ		Dilation of Azygos Vein, Percutaneous Approach--	
05704DZ		Dilation of Azygos Vein with Intraluminal Device, Percutaneous Endoscopic Approach--	
05704ZZ		Dilation of Azygos Vein, Percutaneous Endoscopic Approach--	
05710DZ		Dilation of Hemiazygos Vein with Intraluminal Device, Open Approach--	
05710ZZ		Dilation of Hemiazygos Vein, Open Approach--	
05713DZ		Dilation of Hemiazygos Vein with Intraluminal Device, Percutaneous Approach--	

Appendix A
Comorbid conditions

05713ZZ		Dilation of Hemiazygos Vein, Percutaneous Approach--	
05714DZ		Dilation of Hemiazygos Vein with Intraluminal Device, Percutaneous Endoscopic Approach--	
05714ZZ		Dilation of Hemiazygos Vein, Percutaneous Endoscopic Approach--	
05730DZ		Dilation of Right Innominate Vein with Intraluminal Device, Open Approach--	
05730ZZ		Dilation of Right Innominate Vein, Open Approach--	
05733DZ		Dilation of Right Innominate Vein with Intraluminal Device, Percutaneous Approach--	
05733ZZ		Dilation of Right Innominate Vein, Percutaneous Approach--	
05734DZ		Dilation of Right Innominate Vein with Intraluminal Device, Percutaneous Endoscopic Approach--	
05734ZZ		Dilation of Right Innominate Vein, Percutaneous Endoscopic Approach--	
05740DZ		Dilation of Left Innominate Vein with Intraluminal Device, Open Approach--	
05740ZZ		Dilation of Left Innominate Vein, Open Approach--	
05743DZ		Dilation of Left Innominate Vein with Intraluminal Device, Percutaneous Approach--	
05743ZZ		Dilation of Left Innominate Vein, Percutaneous Approach--	
05744DZ		Dilation of Left Innominate Vein with Intraluminal Device, Percutaneous Endoscopic Approach--	
05744ZZ		Dilation of Left Innominate Vein, Percutaneous Endoscopic Approach--	
05750DZ		Dilation of Right Subclavian Vein with Intraluminal Device, Open Approach--	
05750ZZ		Dilation of Right Subclavian Vein, Open Approach--	
05753DZ		Dilation of Right Subclavian Vein with Intraluminal Device, Percutaneous Approach--	
05753ZZ		Dilation of Right Subclavian Vein, Percutaneous Approach--	
05754DZ		Dilation of Right Subclavian Vein with Intraluminal Device, Percutaneous Endoscopic Approach--	
05754ZZ		Dilation of Right Subclavian Vein, Percutaneous Endoscopic Approach--	
05760DZ		Dilation of Left Subclavian Vein with Intraluminal Device, Open Approach--	
05760ZZ		Dilation of Left Subclavian Vein, Open Approach--	
05763DZ		Dilation of Left Subclavian Vein with Intraluminal Device, Percutaneous Approach--	
05763ZZ		Dilation of Left Subclavian Vein, Percutaneous Approach--	
05764DZ		Dilation of Left Subclavian Vein with Intraluminal Device, Percutaneous Endoscopic Approach--	
05764ZZ		Dilation of Left Subclavian Vein, Percutaneous Endoscopic Approach--	
05770DZ		Dilation of Right Axillary Vein with Intraluminal Device, Open Approach--	
05770ZZ		Dilation of Right Axillary Vein, Open Approach--	
05773DZ		Dilation of Right Axillary Vein with Intraluminal Device, Percutaneous Approach--	
05773ZZ		Dilation of Right Axillary Vein, Percutaneous Approach--	
05774DZ		Dilation of Right Axillary Vein with Intraluminal Device, Percutaneous Endoscopic Approach--	
05774ZZ		Dilation of Right Axillary Vein, Percutaneous Endoscopic Approach--	
05780DZ		Dilation of Left Axillary Vein with Intraluminal Device, Open Approach--	

Appendix A
Comorbid conditions

05780ZZ		Dilation of Left Axillary Vein, Open Approach--	
05783DZ		Dilation of Left Axillary Vein with Intraluminal Device, Percutaneous Approach--	
05783ZZ		Dilation of Left Axillary Vein, Percutaneous Approach--	
05784DZ		Dilation of Left Axillary Vein with Intraluminal Device, Percutaneous Endoscopic Approach--	
05784ZZ		Dilation of Left Axillary Vein, Percutaneous Endoscopic Approach--	
05790DZ		Dilation of Right Brachial Vein with Intraluminal Device, Open Approach--	
05790ZZ		Dilation of Right Brachial Vein, Open Approach--	
05793DZ		Dilation of Right Brachial Vein with Intraluminal Device, Percutaneous Approach--	
05793ZZ		Dilation of Right Brachial Vein, Percutaneous Approach--	
05794DZ		Dilation of Right Brachial Vein with Intraluminal Device, Percutaneous Endoscopic Approach--	
05794ZZ		Dilation of Right Brachial Vein, Percutaneous Endoscopic Approach--	
057A0DZ		Dilation of Left Brachial Vein with Intraluminal Device, Open Approach--	
057A0ZZ		Dilation of Left Brachial Vein, Open Approach--	
057A3DZ		Dilation of Left Brachial Vein with Intraluminal Device, Percutaneous Approach--	
057A3ZZ		Dilation of Left Brachial Vein, Percutaneous Approach--	
057A4DZ		Dilation of Left Brachial Vein with Intraluminal Device, Percutaneous Endoscopic Approach--	
057A4ZZ		Dilation of Left Brachial Vein, Percutaneous Endoscopic Approach--	
057B0DZ		Dilation of Right Basilic Vein with Intraluminal Device, Open Approach--	
057B0ZZ		Dilation of Right Basilic Vein, Open Approach--	
057B3DZ		Dilation of Right Basilic Vein with Intraluminal Device, Percutaneous Approach--	
057B3ZZ		Dilation of Right Basilic Vein, Percutaneous Approach--	
057B4DZ		Dilation of Right Basilic Vein with Intraluminal Device, Percutaneous Endoscopic Approach--	
057B4ZZ		Dilation of Right Basilic Vein, Percutaneous Endoscopic Approach--	
057C0DZ		Dilation of Left Basilic Vein with Intraluminal Device, Open Approach--	
057C0ZZ		Dilation of Left Basilic Vein, Open Approach--	
057C3DZ		Dilation of Left Basilic Vein with Intraluminal Device, Percutaneous Approach--	
057C3ZZ		Dilation of Left Basilic Vein, Percutaneous Approach--	
057C4DZ		Dilation of Left Basilic Vein with Intraluminal Device, Percutaneous Endoscopic Approach--	
057C4ZZ		Dilation of Left Basilic Vein, Percutaneous Endoscopic Approach--	
057D0DZ		Dilation of Right Cephalic Vein with Intraluminal Device, Open Approach--	
057D0ZZ		Dilation of Right Cephalic Vein, Open Approach--	
057D3DZ		Dilation of Right Cephalic Vein with Intraluminal Device, Percutaneous Approach--	
057D3ZZ		Dilation of Right Cephalic Vein, Percutaneous Approach--	
057D4DZ		Dilation of Right Cephalic Vein with Intraluminal Device, Percutaneous Endoscopic Approach--	

Appendix A
Comorbid conditions

057D4ZZ		Dilation of Right Cephalic Vein, Percutaneous Endoscopic Approach--	
057F0DZ		Dilation of Left Cephalic Vein with Intraluminal Device, Open Approach--	
057F0ZZ		Dilation of Left Cephalic Vein, Open Approach--	
057F3DZ		Dilation of Left Cephalic Vein with Intraluminal Device, Percutaneous Approach--	
057F3ZZ		Dilation of Left Cephalic Vein, Percutaneous Approach--	
057F4DZ		Dilation of Left Cephalic Vein with Intraluminal Device, Percutaneous Endoscopic Approach--	
057F4ZZ		Dilation of Left Cephalic Vein, Percutaneous Endoscopic Approach--	
057G0DZ		Dilation of Right Hand Vein with Intraluminal Device, Open Approach--	
057G0ZZ		Dilation of Right Hand Vein, Open Approach--	
057G3DZ		Dilation of Right Hand Vein with Intraluminal Device, Percutaneous Approach--	
057G3ZZ		Dilation of Right Hand Vein, Percutaneous Approach--	
057G4DZ		Dilation of Right Hand Vein with Intraluminal Device, Percutaneous Endoscopic Approach--	
057G4ZZ		Dilation of Right Hand Vein, Percutaneous Endoscopic Approach--	
057H0DZ		Dilation of Left Hand Vein with Intraluminal Device, Open Approach--	
057H0ZZ		Dilation of Left Hand Vein, Open Approach--	
057H3DZ		Dilation of Left Hand Vein with Intraluminal Device, Percutaneous Approach--	
057H3ZZ		Dilation of Left Hand Vein, Percutaneous Approach--	
057H4DZ		Dilation of Left Hand Vein with Intraluminal Device, Percutaneous Endoscopic Approach--	
057H4ZZ		Dilation of Left Hand Vein, Percutaneous Endoscopic Approach--	
057L0DZ		Dilation of Intracranial Vein with Intraluminal Device, Open Approach--	
057L0ZZ		Dilation of Intracranial Vein, Open Approach--	
057L3ZZ		Dilation of Intracranial Vein, Percutaneous Approach--	
057L4ZZ		Dilation of Intracranial Vein, Percutaneous Endoscopic Approach--	
057M0DZ		Dilation of Right Internal Jugular Vein with Intraluminal Device, Open Approach--	
057M0ZZ		Dilation of Right Internal Jugular Vein, Open Approach--	
057M3ZZ		Dilation of Right Internal Jugular Vein, Percutaneous Approach--	
057M4ZZ		Dilation of Right Internal Jugular Vein, Percutaneous Endoscopic Approach--	
057N0DZ		Dilation of Left Internal Jugular Vein with Intraluminal Device, Open Approach--	
057N0ZZ		Dilation of Left Internal Jugular Vein, Open Approach--	
057N3ZZ		Dilation of Left Internal Jugular Vein, Percutaneous Approach--	
057N4ZZ		Dilation of Left Internal Jugular Vein, Percutaneous Endoscopic Approach--	
057P0DZ		Dilation of Right External Jugular Vein with Intraluminal Device, Open Approach--	
057P0ZZ		Dilation of Right External Jugular Vein, Open Approach--	
057P3ZZ		Dilation of Right External Jugular Vein, Percutaneous Approach--	

Appendix A
Comorbid conditions

057P4ZZ		Dilation of Right External Jugular Vein, Percutaneous Endoscopic Approach--	
057Q0DZ		Dilation of Left External Jugular Vein with Intraluminal Device, Open Approach--	
057Q0ZZ		Dilation of Left External Jugular Vein, Open Approach--	
057Q3ZZ		Dilation of Left External Jugular Vein, Percutaneous Approach--	
057Q4ZZ		Dilation of Left External Jugular Vein, Percutaneous Endoscopic Approach--	
057R0DZ		Dilation of Right Vertebral Vein with Intraluminal Device, Open Approach--	
057R0ZZ		Dilation of Right Vertebral Vein, Open Approach--	
057R3ZZ		Dilation of Right Vertebral Vein, Percutaneous Approach--	
057R4ZZ		Dilation of Right Vertebral Vein, Percutaneous Endoscopic Approach--	
057S0DZ		Dilation of Left Vertebral Vein with Intraluminal Device, Open Approach--	
057S0ZZ		Dilation of Left Vertebral Vein, Open Approach--	
057S3ZZ		Dilation of Left Vertebral Vein, Percutaneous Approach--	
057S4ZZ		Dilation of Left Vertebral Vein, Percutaneous Endoscopic Approach--	
057T0DZ		Dilation of Right Face Vein with Intraluminal Device, Open Approach--	
057T0ZZ		Dilation of Right Face Vein, Open Approach--	
057T3DZ		Dilation of Right Face Vein with Intraluminal Device, Percutaneous Approach--	
057T3ZZ		Dilation of Right Face Vein, Percutaneous Approach--	
057T4DZ		Dilation of Right Face Vein with Intraluminal Device, Percutaneous Endoscopic Approach--	
057T4ZZ		Dilation of Right Face Vein, Percutaneous Endoscopic Approach--	
057V0DZ		Dilation of Left Face Vein with Intraluminal Device, Open Approach--	
057V0ZZ		Dilation of Left Face Vein, Open Approach--	
057V3DZ		Dilation of Left Face Vein with Intraluminal Device, Percutaneous Approach--	
057V3ZZ		Dilation of Left Face Vein, Percutaneous Approach--	
057V4DZ		Dilation of Left Face Vein with Intraluminal Device, Percutaneous Endoscopic Approach--	
057V4ZZ		Dilation of Left Face Vein, Percutaneous Endoscopic Approach--	
057Y0DZ		Dilation of Upper Vein with Intraluminal Device, Open Approach--	
057Y0ZZ		Dilation of Upper Vein, Open Approach--	
057Y3DZ		Dilation of Upper Vein with Intraluminal Device, Percutaneous Approach--	
057Y3ZZ		Dilation of Upper Vein, Percutaneous Approach--	
057Y4DZ		Dilation of Upper Vein with Intraluminal Device, Percutaneous Endoscopic Approach--	
057Y4ZZ		Dilation of Upper Vein, Percutaneous Endoscopic Approach--	
05H00DZ		Insertion of Intraluminal Device into Azygos Vein, Open Approach--	
05H03DZ		Insertion of Intraluminal Device into Azygos Vein, Percutaneous Approach--	
05H04DZ		Insertion of Intraluminal Device into Azygos Vein, Percutaneous Endoscopic Approach--	

Appendix A
Comorbid conditions

05H10DZ		Insertion of Intraluminal Device into Hemiazygos Vein, Open Approach--	
05H13DZ		Insertion of Intraluminal Device into Hemiazygos Vein, Percutaneous Approach--	
05H14DZ		Insertion of Intraluminal Device into Hemiazygos Vein, Percutaneous Endoscopic Approach--	
05H30DZ		Insertion of Intraluminal Device into Right Innominate Vein, Open Approach--	
05H33DZ		Insertion of Intraluminal Device into Right Innominate Vein, Percutaneous Approach--	
05H34DZ		Insertion of Intraluminal Device into Right Innominate Vein, Percutaneous Endoscopic Approach--	
05H40DZ		Insertion of Intraluminal Device into Left Innominate Vein, Open Approach--	
05H43DZ		Insertion of Intraluminal Device into Left Innominate Vein, Percutaneous Approach--	
05H44DZ		Insertion of Intraluminal Device into Left Innominate Vein, Percutaneous Endoscopic Approach--	
05H50DZ		Insertion of Intraluminal Device into Right Subclavian Vein, Open Approach--	
05H53DZ		Insertion of Intraluminal Device into Right Subclavian Vein, Percutaneous Approach--	
05H54DZ		Insertion of Intraluminal Device into Right Subclavian Vein, Percutaneous Endoscopic Approach--	
05H60DZ		Insertion of Intraluminal Device into Left Subclavian Vein, Open Approach--	
05H63DZ		Insertion of Intraluminal Device into Left Subclavian Vein, Percutaneous Approach--	
05H64DZ		Insertion of Intraluminal Device into Left Subclavian Vein, Percutaneous Endoscopic Approach--	
05H70DZ		Insertion of Intraluminal Device into Right Axillary Vein, Open Approach--	
05H73DZ		Insertion of Intraluminal Device into Right Axillary Vein, Percutaneous Approach--	
05H74DZ		Insertion of Intraluminal Device into Right Axillary Vein, Percutaneous Endoscopic Approach--	
05H80DZ		Insertion of Intraluminal Device into Left Axillary Vein, Open Approach--	
05H83DZ		Insertion of Intraluminal Device into Left Axillary Vein, Percutaneous Approach--	
05H84DZ		Insertion of Intraluminal Device into Left Axillary Vein, Percutaneous Endoscopic Approach--	
05H90DZ		Insertion of Intraluminal Device into Right Brachial Vein, Open Approach--	
05H93DZ		Insertion of Intraluminal Device into Right Brachial Vein, Percutaneous Approach--	
05H94DZ		Insertion of Intraluminal Device into Right Brachial Vein, Percutaneous Endoscopic Approach--	
05HA0DZ		Insertion of Intraluminal Device into Left Brachial Vein, Open Approach--	
05HA3DZ		Insertion of Intraluminal Device into Left Brachial Vein, Percutaneous Approach--	
05HA4DZ		Insertion of Intraluminal Device into Left Brachial Vein, Percutaneous Endoscopic Approach--	
05HB0DZ		Insertion of Intraluminal Device into Right Basilic Vein, Open Approach--	
05HB3DZ		Insertion of Intraluminal Device into Right Basilic Vein, Percutaneous Approach--	

Appendix A
Comorbid conditions

05HB4DZ		Insertion of Intraluminal Device into Right Basilic Vein, Percutaneous Endoscopic Approach--	
05HC0DZ		Insertion of Intraluminal Device into Left Basilic Vein, Open Approach--	
05HC3DZ		Insertion of Intraluminal Device into Left Basilic Vein, Percutaneous Approach--	
05HC4DZ		Insertion of Intraluminal Device into Left Basilic Vein, Percutaneous Endoscopic Approach--	
05HD0DZ		Insertion of Intraluminal Device into Right Cephalic Vein, Open Approach--	
05HD3DZ		Insertion of Intraluminal Device into Right Cephalic Vein, Percutaneous Approach--	
05HD4DZ		Insertion of Intraluminal Device into Right Cephalic Vein, Percutaneous Endoscopic Approach--	
05HF0DZ		Insertion of Intraluminal Device into Left Cephalic Vein, Open Approach--	
05HF3DZ		Insertion of Intraluminal Device into Left Cephalic Vein, Percutaneous Approach--	
05HF4DZ		Insertion of Intraluminal Device into Left Cephalic Vein, Percutaneous Endoscopic Approach--	
05HG0DZ		Insertion of Intraluminal Device into Right Hand Vein, Open Approach--	
05HG3DZ		Insertion of Intraluminal Device into Right Hand Vein, Percutaneous Approach--	
05HG4DZ		Insertion of Intraluminal Device into Right Hand Vein, Percutaneous Endoscopic Approach--	
05HH0DZ		Insertion of Intraluminal Device into Left Hand Vein, Open Approach--	
05HH3DZ		Insertion of Intraluminal Device into Left Hand Vein, Percutaneous Approach--	
05HH4DZ		Insertion of Intraluminal Device into Left Hand Vein, Percutaneous Endoscopic Approach--	
05HL0DZ		Insertion of Intraluminal Device into Intracranial Vein, Open Approach--	
05HL3DZ		Insertion of Intraluminal Device into Intracranial Vein, Percutaneous Approach--	
05HL4DZ		Insertion of Intraluminal Device into Intracranial Vein, Percutaneous Endoscopic Approach--	
05HM0DZ		Insertion of Intraluminal Device into Right Internal Jugular Vein, Open Approach--	
05HM3DZ		Insertion of Intraluminal Device into Right Internal Jugular Vein, Percutaneous Approach--	
05HM4DZ		Insertion of Intraluminal Device into Right Internal Jugular Vein, Percutaneous Endoscopic Approach--	
05HN0DZ		Insertion of Intraluminal Device into Left Internal Jugular Vein, Open Approach--	
05HN3DZ		Insertion of Intraluminal Device into Left Internal Jugular Vein, Percutaneous Approach--	
05HN4DZ		Insertion of Intraluminal Device into Left Internal Jugular Vein, Percutaneous Endoscopic Approach--	
05HP0DZ		Insertion of Intraluminal Device into Right External Jugular Vein, Open Approach--	
05HP3DZ		Insertion of Intraluminal Device into Right External Jugular Vein, Percutaneous Approach--	
05HP4DZ		Insertion of Intraluminal Device into Right External Jugular Vein, Percutaneous Endoscopic Approach--	
05HQ0DZ		Insertion of Intraluminal Device into Left External Jugular Vein, Open Approach--	

Appendix A
Comorbid conditions

05HQ3DZ		Insertion of Intraluminal Device into Left External Jugular Vein, Percutaneous Approach--	
05HQ4DZ		Insertion of Intraluminal Device into Left External Jugular Vein, Percutaneous Endoscopic Approach--	
05HR0DZ		Insertion of Intraluminal Device into Right Vertebral Vein, Open Approach--	
05HR3DZ		Insertion of Intraluminal Device into Right Vertebral Vein, Percutaneous Approach--	
05HR4DZ		Insertion of Intraluminal Device into Right Vertebral Vein, Percutaneous Endoscopic Approach--	
05HS0DZ		Insertion of Intraluminal Device into Left Vertebral Vein, Open Approach--	
05HS3DZ		Insertion of Intraluminal Device into Left Vertebral Vein, Percutaneous Approach--	
05HS4DZ		Insertion of Intraluminal Device into Left Vertebral Vein, Percutaneous Endoscopic Approach--	
05HT0DZ		Insertion of Intraluminal Device into Right Face Vein, Open Approach--	
05HT3DZ		Insertion of Intraluminal Device into Right Face Vein, Percutaneous Approach--	
05HT4DZ		Insertion of Intraluminal Device into Right Face Vein, Percutaneous Endoscopic Approach--	
05HV0DZ		Insertion of Intraluminal Device into Left Face Vein, Open Approach--	
05HV3DZ		Insertion of Intraluminal Device into Left Face Vein, Percutaneous Approach--	
05HV4DZ		Insertion of Intraluminal Device into Left Face Vein, Percutaneous Endoscopic Approach--	
05HY0DZ		Insertion of Intraluminal Device into Upper Vein, Open Approach--	
05HY3DZ		Insertion of Intraluminal Device into Upper Vein, Percutaneous Approach--	
05HY4DZ		Insertion of Intraluminal Device into Upper Vein, Percutaneous Endoscopic Approach--	
05N00ZZ		Release Azygos Vein, Open Approach--	
05N03ZZ		Release Azygos Vein, Percutaneous Approach--	
05N04ZZ		Release Azygos Vein, Percutaneous Endoscopic Approach--	
05N10ZZ		Release Hemiazygos Vein, Open Approach--	
05N13ZZ		Release Hemiazygos Vein, Percutaneous Approach--	
05N14ZZ		Release Hemiazygos Vein, Percutaneous Endoscopic Approach--	
05N30ZZ		Release Right Innominate Vein, Open Approach--	
05N33ZZ		Release Right Innominate Vein, Percutaneous Approach--	
05N34ZZ		Release Right Innominate Vein, Percutaneous Endoscopic Approach--	
05N40ZZ		Release Left Innominate Vein, Open Approach--	
05N43ZZ		Release Left Innominate Vein, Percutaneous Approach--	
05N44ZZ		Release Left Innominate Vein, Percutaneous Endoscopic Approach--	
05N50ZZ		Release Right Subclavian Vein, Open Approach--	
05N53ZZ		Release Right Subclavian Vein, Percutaneous Approach--	
05N54ZZ		Release Right Subclavian Vein, Percutaneous Endoscopic Approach--	
05N60ZZ		Release Left Subclavian Vein, Open Approach--	
05N63ZZ		Release Left Subclavian Vein, Percutaneous Approach--	

Appendix A
Comorbid conditions

05N64ZZ		Release Left Subclavian Vein, Percutaneous Endoscopic Approach--	
05N70ZZ		Release Right Axillary Vein, Open Approach--	
05N73ZZ		Release Right Axillary Vein, Percutaneous Approach--	
05N74ZZ		Release Right Axillary Vein, Percutaneous Endoscopic Approach--	
05N80ZZ		Release Left Axillary Vein, Open Approach--	
05N83ZZ		Release Left Axillary Vein, Percutaneous Approach--	
05N84ZZ		Release Left Axillary Vein, Percutaneous Endoscopic Approach--	
05N90ZZ		Release Right Brachial Vein, Open Approach--	
05N93ZZ		Release Right Brachial Vein, Percutaneous Approach--	
05N94ZZ		Release Right Brachial Vein, Percutaneous Endoscopic Approach--	
05NA0ZZ		Release Left Brachial Vein, Open Approach--	
05NA3ZZ		Release Left Brachial Vein, Percutaneous Approach--	
05NA4ZZ		Release Left Brachial Vein, Percutaneous Endoscopic Approach--	
05NB0ZZ		Release Right Basilic Vein, Open Approach--	
05NB3ZZ		Release Right Basilic Vein, Percutaneous Approach--	
05NB4ZZ		Release Right Basilic Vein, Percutaneous Endoscopic Approach--	
05NC0ZZ		Release Left Basilic Vein, Open Approach--	
05NC3ZZ		Release Left Basilic Vein, Percutaneous Approach--	
05NC4ZZ		Release Left Basilic Vein, Percutaneous Endoscopic Approach--	
05ND0ZZ		Release Right Cephalic Vein, Open Approach--	
05ND3ZZ		Release Right Cephalic Vein, Percutaneous Approach--	
05ND4ZZ		Release Right Cephalic Vein, Percutaneous Endoscopic Approach--	
05NF0ZZ		Release Left Cephalic Vein, Open Approach--	
05NF3ZZ		Release Left Cephalic Vein, Percutaneous Approach--	
05NF4ZZ		Release Left Cephalic Vein, Percutaneous Endoscopic Approach--	
05NG0ZZ		Release Right Hand Vein, Open Approach--	
05NG3ZZ		Release Right Hand Vein, Percutaneous Approach--	
05NG4ZZ		Release Right Hand Vein, Percutaneous Endoscopic Approach--	
05NH0ZZ		Release Left Hand Vein, Open Approach--	
05NH3ZZ		Release Left Hand Vein, Percutaneous Approach--	
05NH4ZZ		Release Left Hand Vein, Percutaneous Endoscopic Approach--	
05NL0ZZ		Release Intracranial Vein, Open Approach--	
05NL3ZZ		Release Intracranial Vein, Percutaneous Approach--	
05NL4ZZ		Release Intracranial Vein, Percutaneous Endoscopic Approach--	
05NM0ZZ		Release Right Internal Jugular Vein, Open Approach--	
05NM3ZZ		Release Right Internal Jugular Vein, Percutaneous Approach--	
05NM4ZZ		Release Right Internal Jugular Vein, Percutaneous Endoscopic Approach--	
05NN0ZZ		Release Left Internal Jugular Vein, Open Approach--	
05NN3ZZ		Release Left Internal Jugular Vein, Percutaneous Approach--	

Appendix A
Comorbid conditions

05NN4ZZ		Release Left Internal Jugular Vein, Percutaneous Endoscopic Approach--	
05NP0ZZ		Release Right External Jugular Vein, Open Approach--	
05NP3ZZ		Release Right External Jugular Vein, Percutaneous Approach--	
05NP4ZZ		Release Right External Jugular Vein, Percutaneous Endoscopic Approach--	
05NQ0ZZ		Release Left External Jugular Vein, Open Approach--	
05NQ3ZZ		Release Left External Jugular Vein, Percutaneous Approach--	
05NQ4ZZ		Release Left External Jugular Vein, Percutaneous Endoscopic Approach--	
05NR0ZZ		Release Right Vertebral Vein, Open Approach--	
05NR3ZZ		Release Right Vertebral Vein, Percutaneous Approach--	
05NR4ZZ		Release Right Vertebral Vein, Percutaneous Endoscopic Approach--	
05NS0ZZ		Release Left Vertebral Vein, Open Approach--	
05NS3ZZ		Release Left Vertebral Vein, Percutaneous Approach--	
05NS4ZZ		Release Left Vertebral Vein, Percutaneous Endoscopic Approach--	
05NT0ZZ		Release Right Face Vein, Open Approach--	
05NT3ZZ		Release Right Face Vein, Percutaneous Approach--	
05NT4ZZ		Release Right Face Vein, Percutaneous Endoscopic Approach--	
05NV0ZZ		Release Left Face Vein, Open Approach--	
05NV3ZZ		Release Left Face Vein, Percutaneous Approach--	
05NV4ZZ		Release Left Face Vein, Percutaneous Endoscopic Approach--	
05NY0ZZ		Release Upper Vein, Open Approach--	
05NY3ZZ		Release Upper Vein, Percutaneous Approach--	
05NY4ZZ		Release Upper Vein, Percutaneous Endoscopic Approach--	
05QY0ZZ		Repair Upper Vein, Open Approach--	
05QY3ZZ		Repair Upper Vein, Percutaneous Approach--	
05QY4ZZ		Repair Upper Vein, Percutaneous Endoscopic Approach--	
05S00ZZ		Reposition Azygos Vein, Open Approach--	
05S03ZZ		Reposition Azygos Vein, Percutaneous Approach--	
05S04ZZ		Reposition Azygos Vein, Percutaneous Endoscopic Approach--	
05S10ZZ		Reposition Hemiazygos Vein, Open Approach--	
05S13ZZ		Reposition Hemiazygos Vein, Percutaneous Approach--	
05S14ZZ		Reposition Hemiazygos Vein, Percutaneous Endoscopic Approach--	
05S30ZZ		Reposition Right Innominate Vein, Open Approach--	
05S33ZZ		Reposition Right Innominate Vein, Percutaneous Approach--	
05S34ZZ		Reposition Right Innominate Vein, Percutaneous Endoscopic Approach--	
05S40ZZ		Reposition Left Innominate Vein, Open Approach--	
05S43ZZ		Reposition Left Innominate Vein, Percutaneous Approach--	
05S44ZZ		Reposition Left Innominate Vein, Percutaneous Endoscopic Approach--	
05S50ZZ		Reposition Right Subclavian Vein, Open Approach--	
05S53ZZ		Reposition Right Subclavian Vein, Percutaneous Approach--	

Appendix A
Comorbid conditions

05S54ZZ		Reposition Right Subclavian Vein, Percutaneous Endoscopic Approach--	
05S60ZZ		Reposition Left Subclavian Vein, Open Approach--	
05S63ZZ		Reposition Left Subclavian Vein, Percutaneous Approach--	
05S64ZZ		Reposition Left Subclavian Vein, Percutaneous Endoscopic Approach--	
05S70ZZ		Reposition Right Axillary Vein, Open Approach--	
05S73ZZ		Reposition Right Axillary Vein, Percutaneous Approach--	
05S74ZZ		Reposition Right Axillary Vein, Percutaneous Endoscopic Approach--	
05S80ZZ		Reposition Left Axillary Vein, Open Approach--	
05S83ZZ		Reposition Left Axillary Vein, Percutaneous Approach--	
05S84ZZ		Reposition Left Axillary Vein, Percutaneous Endoscopic Approach--	
05S90ZZ		Reposition Right Brachial Vein, Open Approach--	
05S93ZZ		Reposition Right Brachial Vein, Percutaneous Approach--	
05S94ZZ		Reposition Right Brachial Vein, Percutaneous Endoscopic Approach--	
05SA0ZZ		Reposition Left Brachial Vein, Open Approach--	
05SA3ZZ		Reposition Left Brachial Vein, Percutaneous Approach--	
05SA4ZZ		Reposition Left Brachial Vein, Percutaneous Endoscopic Approach--	
05SB0ZZ		Reposition Right Basilic Vein, Open Approach--	
05SB3ZZ		Reposition Right Basilic Vein, Percutaneous Approach--	
05SB4ZZ		Reposition Right Basilic Vein, Percutaneous Endoscopic Approach--	
05SC0ZZ		Reposition Left Basilic Vein, Open Approach--	
05SC3ZZ		Reposition Left Basilic Vein, Percutaneous Approach--	
05SC4ZZ		Reposition Left Basilic Vein, Percutaneous Endoscopic Approach--	
05SD0ZZ		Reposition Right Cephalic Vein, Open Approach--	
05SD3ZZ		Reposition Right Cephalic Vein, Percutaneous Approach--	
05SD4ZZ		Reposition Right Cephalic Vein, Percutaneous Endoscopic Approach--	
05SF0ZZ		Reposition Left Cephalic Vein, Open Approach--	
05SF3ZZ		Reposition Left Cephalic Vein, Percutaneous Approach--	
05SF4ZZ		Reposition Left Cephalic Vein, Percutaneous Endoscopic Approach--	
05SG0ZZ		Reposition Right Hand Vein, Open Approach--	
05SG3ZZ		Reposition Right Hand Vein, Percutaneous Approach--	
05SG4ZZ		Reposition Right Hand Vein, Percutaneous Endoscopic Approach--	
05SH0ZZ		Reposition Left Hand Vein, Open Approach--	
05SH3ZZ		Reposition Left Hand Vein, Percutaneous Approach--	
05SH4ZZ		Reposition Left Hand Vein, Percutaneous Endoscopic Approach--	
05SL0ZZ		Reposition Intracranial Vein, Open Approach--	
05SL3ZZ		Reposition Intracranial Vein, Percutaneous Approach--	
05SL4ZZ		Reposition Intracranial Vein, Percutaneous Endoscopic Approach--	
05SM0ZZ		Reposition Right Internal Jugular Vein, Open Approach--	
05SM3ZZ		Reposition Right Internal Jugular Vein, Percutaneous Approach--	

Appendix A
Comorbid conditions

05SM4ZZ		Reposition Right Internal Jugular Vein, Percutaneous Endoscopic Approach--	
05SN0ZZ		Reposition Left Internal Jugular Vein, Open Approach--	
05SN3ZZ		Reposition Left Internal Jugular Vein, Percutaneous Approach--	
05SN4ZZ		Reposition Left Internal Jugular Vein, Percutaneous Endoscopic Approach--	
05SP0ZZ		Reposition Right External Jugular Vein, Open Approach--	
05SP3ZZ		Reposition Right External Jugular Vein, Percutaneous Approach--	
05SP4ZZ		Reposition Right External Jugular Vein, Percutaneous Endoscopic Approach--	
05SQ0ZZ		Reposition Left External Jugular Vein, Open Approach--	
05SQ3ZZ		Reposition Left External Jugular Vein, Percutaneous Approach--	
05SQ4ZZ		Reposition Left External Jugular Vein, Percutaneous Endoscopic Approach--	
05SR0ZZ		Reposition Right Vertebral Vein, Open Approach--	
05SR3ZZ		Reposition Right Vertebral Vein, Percutaneous Approach--	
05SR4ZZ		Reposition Right Vertebral Vein, Percutaneous Endoscopic Approach--	
05SS0ZZ		Reposition Left Vertebral Vein, Open Approach--	
05SS3ZZ		Reposition Left Vertebral Vein, Percutaneous Approach--	
05SS4ZZ		Reposition Left Vertebral Vein, Percutaneous Endoscopic Approach--	
05ST0ZZ		Reposition Right Face Vein, Open Approach--	
05ST3ZZ		Reposition Right Face Vein, Percutaneous Approach--	
05ST4ZZ		Reposition Right Face Vein, Percutaneous Endoscopic Approach--	
05SV0ZZ		Reposition Left Face Vein, Open Approach--	
05SV3ZZ		Reposition Left Face Vein, Percutaneous Approach--	
05SV4ZZ		Reposition Left Face Vein, Percutaneous Endoscopic Approach--	
05SY0ZZ		Reposition Upper Vein, Open Approach--	
05SY3ZZ		Reposition Upper Vein, Percutaneous Approach--	
05SY4ZZ		Reposition Upper Vein, Percutaneous Endoscopic Approach--	
05U007Z		Supplement Azygos Vein with Autologous Tissue Substitute, Open Approach--	
05U00JZ		Supplement Azygos Vein with Synthetic Substitute, Open Approach--	
05U00KZ		Supplement Azygos Vein with Nonautologous Tissue Substitute, Open Approach--	
05U037Z		Supplement Azygos Vein with Autologous Tissue Substitute, Percutaneous Approach--	
05U03JZ		Supplement Azygos Vein with Synthetic Substitute, Percutaneous Approach--	
05U03KZ		Supplement Azygos Vein with Nonautologous Tissue Substitute, Percutaneous Approach--	
05U047Z		Supplement Azygos Vein with Autologous Tissue Substitute, Percutaneous Endoscopic Approach--	
05U04JZ		Supplement Azygos Vein with Synthetic Substitute, Percutaneous Endoscopic Approach--	
05U04KZ		Supplement Azygos Vein with Nonautologous Tissue Substitute, Percutaneous Endoscopic Approach--	

Appendix A
Comorbid conditions

05U107Z		Supplement Hemiazygos Vein with Autologous Tissue Substitute, Open Approach--	
05U10JZ		Supplement Hemiazygos Vein with Synthetic Substitute, Open Approach--	
05U10KZ		Supplement Hemiazygos Vein with Nonautologous Tissue Substitute, Open Approach--	
05U137Z		Supplement Hemiazygos Vein with Autologous Tissue Substitute, Percutaneous Approach--	
05U13JZ		Supplement Hemiazygos Vein with Synthetic Substitute, Percutaneous Approach--	
05U13KZ		Supplement Hemiazygos Vein with Nonautologous Tissue Substitute, Percutaneous Approach--	
05U147Z		Supplement Hemiazygos Vein with Autologous Tissue Substitute, Percutaneous Endoscopic Approach--	
05U14JZ		Supplement Hemiazygos Vein with Synthetic Substitute, Percutaneous Endoscopic Approach--	
05U14KZ		Supplement Hemiazygos Vein with Nonautologous Tissue Substitute, Percutaneous Endoscopic Approach--	
05U307Z		Supplement Right Innominate Vein with Autologous Tissue Substitute, Open Approach--	
05U30JZ		Supplement Right Innominate Vein with Synthetic Substitute, Open Approach--	
05U30KZ		Supplement Right Innominate Vein with Nonautologous Tissue Substitute, Open Approach--	
05U337Z		Supplement Right Innominate Vein with Autologous Tissue Substitute, Percutaneous Approach--	
05U33JZ		Supplement Right Innominate Vein with Synthetic Substitute, Percutaneous Approach--	
05U33KZ		Supplement Right Innominate Vein with Nonautologous Tissue Substitute, Percutaneous Approach--	
05U347Z		Supplement Right Innominate Vein with Autologous Tissue Substitute, Percutaneous Endoscopic Approach--	
05U34JZ		Supplement Right Innominate Vein with Synthetic Substitute, Percutaneous Endoscopic Approach--	
05U34KZ		Supplement Right Innominate Vein with Nonautologous Tissue Substitute, Percutaneous Endoscopic Approach--	
05U407Z		Supplement Left Innominate Vein with Autologous Tissue Substitute, Open Approach--	
05U40JZ		Supplement Left Innominate Vein with Synthetic Substitute, Open Approach--	
05U40KZ		Supplement Left Innominate Vein with Nonautologous Tissue Substitute, Open Approach--	
05U437Z		Supplement Left Innominate Vein with Autologous Tissue Substitute, Percutaneous Approach--	
05U43JZ		Supplement Left Innominate Vein with Synthetic Substitute, Percutaneous Approach--	
05U43KZ		Supplement Left Innominate Vein with Nonautologous Tissue Substitute, Percutaneous Approach--	
05U447Z		Supplement Left Innominate Vein with Autologous Tissue Substitute, Percutaneous Endoscopic Approach--	
05U44JZ		Supplement Left Innominate Vein with Synthetic Substitute, Percutaneous Endoscopic Approach--	
05U44KZ		Supplement Left Innominate Vein with Nonautologous Tissue Substitute, Percutaneous Endoscopic Approach--	
05U507Z		Supplement Right Subclavian Vein with Autologous Tissue Substitute, Open Approach--	
05U50JZ		Supplement Right Subclavian Vein with Synthetic Substitute, Open Approach--	

Appendix A
Comorbid conditions

05U50KZ		Supplement Right Subclavian Vein with Nonautologous Tissue Substitute, Open Approach--	
05U537Z		Supplement Right Subclavian Vein with Autologous Tissue Substitute, Percutaneous Approach--	
05U53JZ		Supplement Right Subclavian Vein with Synthetic Substitute, Percutaneous Approach--	
05U53KZ		Supplement Right Subclavian Vein with Nonautologous Tissue Substitute, Percutaneous Approach--	
05U547Z		Supplement Right Subclavian Vein with Autologous Tissue Substitute, Percutaneous Endoscopic Approach--	
05U54JZ		Supplement Right Subclavian Vein with Synthetic Substitute, Percutaneous Endoscopic Approach--	
05U54KZ		Supplement Right Subclavian Vein with Nonautologous Tissue Substitute, Percutaneous Endoscopic Approach--	
05U607Z		Supplement Left Subclavian Vein with Autologous Tissue Substitute, Open Approach--	
05U60JZ		Supplement Left Subclavian Vein with Synthetic Substitute, Open Approach--	
05U60KZ		Supplement Left Subclavian Vein with Nonautologous Tissue Substitute, Open Approach--	
05U637Z		Supplement Left Subclavian Vein with Autologous Tissue Substitute, Percutaneous Approach--	
05U63JZ		Supplement Left Subclavian Vein with Synthetic Substitute, Percutaneous Approach--	
05U63KZ		Supplement Left Subclavian Vein with Nonautologous Tissue Substitute, Percutaneous Approach--	
05U647Z		Supplement Left Subclavian Vein with Autologous Tissue Substitute, Percutaneous Endoscopic Approach--	
05U64JZ		Supplement Left Subclavian Vein with Synthetic Substitute, Percutaneous Endoscopic Approach--	
05U64KZ		Supplement Left Subclavian Vein with Nonautologous Tissue Substitute, Percutaneous Endoscopic Approach--	
05U707Z		Supplement Right Axillary Vein with Autologous Tissue Substitute, Open Approach--	
05U70JZ		Supplement Right Axillary Vein with Synthetic Substitute, Open Approach--	
05U70KZ		Supplement Right Axillary Vein with Nonautologous Tissue Substitute, Open Approach--	
05U737Z		Supplement Right Axillary Vein with Autologous Tissue Substitute, Percutaneous Approach--	
05U73JZ		Supplement Right Axillary Vein with Synthetic Substitute, Percutaneous Approach--	
05U73KZ		Supplement Right Axillary Vein with Nonautologous Tissue Substitute, Percutaneous Approach--	
05U747Z		Supplement Right Axillary Vein with Autologous Tissue Substitute, Percutaneous Endoscopic Approach--	
05U74JZ		Supplement Right Axillary Vein with Synthetic Substitute, Percutaneous Endoscopic Approach--	
05U74KZ		Supplement Right Axillary Vein with Nonautologous Tissue Substitute, Percutaneous Endoscopic Approach--	
05U807Z		Supplement Left Axillary Vein with Autologous Tissue Substitute, Open Approach--	
05U80JZ		Supplement Left Axillary Vein with Synthetic Substitute, Open Approach--	
05U80KZ		Supplement Left Axillary Vein with Nonautologous Tissue Substitute, Open Approach--	
05U837Z		Supplement Left Axillary Vein with Autologous Tissue Substitute, Percutaneous Approach--	

Appendix A
Comorbid conditions

05U83JZ		Supplement Left Axillary Vein with Synthetic Substitute, Percutaneous Approach--	
05U83KZ		Supplement Left Axillary Vein with Nonautologous Tissue Substitute, Percutaneous Approach--	
05U847Z		Supplement Left Axillary Vein with Autologous Tissue Substitute, Percutaneous Endoscopic Approach--	
05U84JZ		Supplement Left Axillary Vein with Synthetic Substitute, Percutaneous Endoscopic Approach--	
05U84KZ		Supplement Left Axillary Vein with Nonautologous Tissue Substitute, Percutaneous Endoscopic Approach--	
05U907Z		Supplement Right Brachial Vein with Autologous Tissue Substitute, Open Approach--	
05U90JZ		Supplement Right Brachial Vein with Synthetic Substitute, Open Approach--	
05U90KZ		Supplement Right Brachial Vein with Nonautologous Tissue Substitute, Open Approach--	
05U937Z		Supplement Right Brachial Vein with Autologous Tissue Substitute, Percutaneous Approach--	
05U93JZ		Supplement Right Brachial Vein with Synthetic Substitute, Percutaneous Approach--	
05U93KZ		Supplement Right Brachial Vein with Nonautologous Tissue Substitute, Percutaneous Approach--	
05U947Z		Supplement Right Brachial Vein with Autologous Tissue Substitute, Percutaneous Endoscopic Approach--	
05U94JZ		Supplement Right Brachial Vein with Synthetic Substitute, Percutaneous Endoscopic Approach--	
05U94KZ		Supplement Right Brachial Vein with Nonautologous Tissue Substitute, Percutaneous Endoscopic Approach--	
05UA07Z		Supplement Left Brachial Vein with Autologous Tissue Substitute, Open Approach--	
05UA0JZ		Supplement Left Brachial Vein with Synthetic Substitute, Open Approach--	
05UA0KZ		Supplement Left Brachial Vein with Nonautologous Tissue Substitute, Open Approach--	
05UA37Z		Supplement Left Brachial Vein with Autologous Tissue Substitute, Percutaneous Approach--	
05UA3JZ		Supplement Left Brachial Vein with Synthetic Substitute, Percutaneous Approach--	
05UA3KZ		Supplement Left Brachial Vein with Nonautologous Tissue Substitute, Percutaneous Approach--	
05UA47Z		Supplement Left Brachial Vein with Autologous Tissue Substitute, Percutaneous Endoscopic Approach--	
05UA4JZ		Supplement Left Brachial Vein with Synthetic Substitute, Percutaneous Endoscopic Approach--	
05UA4KZ		Supplement Left Brachial Vein with Nonautologous Tissue Substitute, Percutaneous Endoscopic Approach--	
05UB07Z		Supplement Right Basilic Vein with Autologous Tissue Substitute, Open Approach--	
05UB0JZ		Supplement Right Basilic Vein with Synthetic Substitute, Open Approach--	
05UB0KZ		Supplement Right Basilic Vein with Nonautologous Tissue Substitute, Open Approach--	
05UB37Z		Supplement Right Basilic Vein with Autologous Tissue Substitute, Percutaneous Approach--	
05UB3JZ		Supplement Right Basilic Vein with Synthetic Substitute, Percutaneous Approach--	
05UB3KZ		Supplement Right Basilic Vein with Nonautologous Tissue Substitute, Percutaneous Approach--	

Appendix A
Comorbid conditions

05UB47Z		Supplement Right Basilic Vein with Autologous Tissue Substitute, Percutaneous Endoscopic Approach--	
05UB4JZ		Supplement Right Basilic Vein with Synthetic Substitute, Percutaneous Endoscopic Approach--	
05UB4KZ		Supplement Right Basilic Vein with Nonautologous Tissue Substitute, Percutaneous Endoscopic Approach--	
05UC07Z		Supplement Left Basilic Vein with Autologous Tissue Substitute, Open Approach--	
05UC0JZ		Supplement Left Basilic Vein with Synthetic Substitute, Open Approach--	
05UC0KZ		Supplement Left Basilic Vein with Nonautologous Tissue Substitute, Open Approach--	
05UC37Z		Supplement Left Basilic Vein with Autologous Tissue Substitute, Percutaneous Approach--	
05UC3JZ		Supplement Left Basilic Vein with Synthetic Substitute, Percutaneous Approach--	
05UC3KZ		Supplement Left Basilic Vein with Nonautologous Tissue Substitute, Percutaneous Approach--	
05UC47Z		Supplement Left Basilic Vein with Autologous Tissue Substitute, Percutaneous Endoscopic Approach--	
05UC4JZ		Supplement Left Basilic Vein with Synthetic Substitute, Percutaneous Endoscopic Approach--	
05UC4KZ		Supplement Left Basilic Vein with Nonautologous Tissue Substitute, Percutaneous Endoscopic Approach--	
05UD07Z		Supplement Right Cephalic Vein with Autologous Tissue Substitute, Open Approach--	
05UD0JZ		Supplement Right Cephalic Vein with Synthetic Substitute, Open Approach--	
05UD0KZ		Supplement Right Cephalic Vein with Nonautologous Tissue Substitute, Open Approach--	
05UD37Z		Supplement Right Cephalic Vein with Autologous Tissue Substitute, Percutaneous Approach--	
05UD3JZ		Supplement Right Cephalic Vein with Synthetic Substitute, Percutaneous Approach--	
05UD3KZ		Supplement Right Cephalic Vein with Nonautologous Tissue Substitute, Percutaneous Approach--	
05UD47Z		Supplement Right Cephalic Vein with Autologous Tissue Substitute, Percutaneous Endoscopic Approach--	
05UD4JZ		Supplement Right Cephalic Vein with Synthetic Substitute, Percutaneous Endoscopic Approach--	
05UD4KZ		Supplement Right Cephalic Vein with Nonautologous Tissue Substitute, Percutaneous Endoscopic Approach--	
05UF07Z		Supplement Left Cephalic Vein with Autologous Tissue Substitute, Open Approach--	
05UF0JZ		Supplement Left Cephalic Vein with Synthetic Substitute, Open Approach--	
05UF0KZ		Supplement Left Cephalic Vein with Nonautologous Tissue Substitute, Open Approach--	
05UF37Z		Supplement Left Cephalic Vein with Autologous Tissue Substitute, Percutaneous Approach--	
05UF3JZ		Supplement Left Cephalic Vein with Synthetic Substitute, Percutaneous Approach--	
05UF3KZ		Supplement Left Cephalic Vein with Nonautologous Tissue Substitute, Percutaneous Approach--	
05UF47Z		Supplement Left Cephalic Vein with Autologous Tissue Substitute, Percutaneous Endoscopic Approach--	
05UF4JZ		Supplement Left Cephalic Vein with Synthetic Substitute, Percutaneous Endoscopic Approach--	

Appendix A
Comorbid conditions

05UF4KZ		Supplement Left Cephalic Vein with Nonautologous Tissue Substitute, Percutaneous Endoscopic Approach--	
05UG07Z		Supplement Right Hand Vein with Autologous Tissue Substitute, Open Approach--	
05UG0JZ		Supplement Right Hand Vein with Synthetic Substitute, Open Approach--	
05UG0KZ		Supplement Right Hand Vein with Nonautologous Tissue Substitute, Open Approach--	
05UG37Z		Supplement Right Hand Vein with Autologous Tissue Substitute, Percutaneous Approach--	
05UG3JZ		Supplement Right Hand Vein with Synthetic Substitute, Percutaneous Approach--	
05UG3KZ		Supplement Right Hand Vein with Nonautologous Tissue Substitute, Percutaneous Approach--	
05UG47Z		Supplement Right Hand Vein with Autologous Tissue Substitute, Percutaneous Endoscopic Approach--	
05UG4JZ		Supplement Right Hand Vein with Synthetic Substitute, Percutaneous Endoscopic Approach--	
05UG4KZ		Supplement Right Hand Vein with Nonautologous Tissue Substitute, Percutaneous Endoscopic Approach--	
05UH07Z		Supplement Left Hand Vein with Autologous Tissue Substitute, Open Approach--	
05UH0JZ		Supplement Left Hand Vein with Synthetic Substitute, Open Approach--	
05UH0KZ		Supplement Left Hand Vein with Nonautologous Tissue Substitute, Open Approach--	
05UH37Z		Supplement Left Hand Vein with Autologous Tissue Substitute, Percutaneous Approach--	
05UH3JZ		Supplement Left Hand Vein with Synthetic Substitute, Percutaneous Approach--	
05UH3KZ		Supplement Left Hand Vein with Nonautologous Tissue Substitute, Percutaneous Approach--	
05UH47Z		Supplement Left Hand Vein with Autologous Tissue Substitute, Percutaneous Endoscopic Approach--	
05UH4JZ		Supplement Left Hand Vein with Synthetic Substitute, Percutaneous Endoscopic Approach--	
05UH4KZ		Supplement Left Hand Vein with Nonautologous Tissue Substitute, Percutaneous Endoscopic Approach--	
05UL07Z		Supplement Intracranial Vein with Autologous Tissue Substitute, Open Approach--	
05UL0JZ		Supplement Intracranial Vein with Synthetic Substitute, Open Approach--	
05UL0KZ		Supplement Intracranial Vein with Nonautologous Tissue Substitute, Open Approach--	
05UL37Z		Supplement Intracranial Vein with Autologous Tissue Substitute, Percutaneous Approach--	
05UL3JZ		Supplement Intracranial Vein with Synthetic Substitute, Percutaneous Approach--	
05UL3KZ		Supplement Intracranial Vein with Nonautologous Tissue Substitute, Percutaneous Approach--	
05UL47Z		Supplement Intracranial Vein with Autologous Tissue Substitute, Percutaneous Endoscopic Approach--	
05UL4JZ		Supplement Intracranial Vein with Synthetic Substitute, Percutaneous Endoscopic Approach--	
05UL4KZ		Supplement Intracranial Vein with Nonautologous Tissue Substitute, Percutaneous Endoscopic Approach--	
05UM07Z		Supplement Right Internal Jugular Vein with Autologous Tissue Substitute, Open Approach--	

Appendix A
Comorbid conditions

05UM0JZ		Supplement Right Internal Jugular Vein with Synthetic Substitute, Open Approach--	
05UM0KZ		Supplement Right Internal Jugular Vein with Nonautologous Tissue Substitute, Open Approach--	
05UM37Z		Supplement Right Internal Jugular Vein with Autologous Tissue Substitute, Percutaneous Approach--	
05UM3JZ		Supplement Right Internal Jugular Vein with Synthetic Substitute, Percutaneous Approach--	
05UM3KZ		Supplement Right Internal Jugular Vein with Nonautologous Tissue Substitute, Percutaneous Approach--	
05UM47Z		Supplement Right Internal Jugular Vein with Autologous Tissue Substitute, Percutaneous Endoscopic Approach--	
05UM4JZ		Supplement Right Internal Jugular Vein with Synthetic Substitute, Percutaneous Endoscopic Approach--	
05UM4KZ		Supplement Right Internal Jugular Vein with Nonautologous Tissue Substitute, Percutaneous Endoscopic Approach--	
05UN07Z		Supplement Left Internal Jugular Vein with Autologous Tissue Substitute, Open Approach--	
05UN0JZ		Supplement Left Internal Jugular Vein with Synthetic Substitute, Open Approach--	
05UN0KZ		Supplement Left Internal Jugular Vein with Nonautologous Tissue Substitute, Open Approach--	
05UN37Z		Supplement Left Internal Jugular Vein with Autologous Tissue Substitute, Percutaneous Approach--	
05UN3JZ		Supplement Left Internal Jugular Vein with Synthetic Substitute, Percutaneous Approach--	
05UN3KZ		Supplement Left Internal Jugular Vein with Nonautologous Tissue Substitute, Percutaneous Approach--	
05UN47Z		Supplement Left Internal Jugular Vein with Autologous Tissue Substitute, Percutaneous Endoscopic Approach--	
05UN4JZ		Supplement Left Internal Jugular Vein with Synthetic Substitute, Percutaneous Endoscopic Approach--	
05UN4KZ		Supplement Left Internal Jugular Vein with Nonautologous Tissue Substitute, Percutaneous Endoscopic Approach--	
05UP07Z		Supplement Right External Jugular Vein with Autologous Tissue Substitute, Open Approach--	
05UP0JZ		Supplement Right External Jugular Vein with Synthetic Substitute, Open Approach--	
05UP0KZ		Supplement Right External Jugular Vein with Nonautologous Tissue Substitute, Open Approach--	
05UP37Z		Supplement Right External Jugular Vein with Autologous Tissue Substitute, Percutaneous Approach--	
05UP3JZ		Supplement Right External Jugular Vein with Synthetic Substitute, Percutaneous Approach--	
05UP3KZ		Supplement Right External Jugular Vein with Nonautologous Tissue Substitute, Percutaneous Approach--	
05UP47Z		Supplement Right External Jugular Vein with Autologous Tissue Substitute, Percutaneous Endoscopic Approach--	
05UP4JZ		Supplement Right External Jugular Vein with Synthetic Substitute, Percutaneous Endoscopic Approach--	
05UP4KZ		Supplement Right External Jugular Vein with Nonautologous Tissue Substitute, Percutaneous Endoscopic Approach--	
05UQ07Z		Supplement Left External Jugular Vein with Autologous Tissue Substitute, Open Approach--	
05UQ0JZ		Supplement Left External Jugular Vein with Synthetic Substitute, Open Approach--	

Appendix A
Comorbid conditions

05UQ0KZ		Supplement Left External Jugular Vein with Nonautologous Tissue Substitute, Open Approach--	
05UQ37Z		Supplement Left External Jugular Vein with Autologous Tissue Substitute, Percutaneous Approach--	
05UQ3JZ		Supplement Left External Jugular Vein with Synthetic Substitute, Percutaneous Approach--	
05UQ3KZ		Supplement Left External Jugular Vein with Nonautologous Tissue Substitute, Percutaneous Approach--	
05UQ47Z		Supplement Left External Jugular Vein with Autologous Tissue Substitute, Percutaneous Endoscopic Approach--	
05UQ4JZ		Supplement Left External Jugular Vein with Synthetic Substitute, Percutaneous Endoscopic Approach--	
05UQ4KZ		Supplement Left External Jugular Vein with Nonautologous Tissue Substitute, Percutaneous Endoscopic Approach--	
05UR07Z		Supplement Right Vertebral Vein with Autologous Tissue Substitute, Open Approach--	
05UR0JZ		Supplement Right Vertebral Vein with Synthetic Substitute, Open Approach--	
05UR0KZ		Supplement Right Vertebral Vein with Nonautologous Tissue Substitute, Open Approach--	
05UR37Z		Supplement Right Vertebral Vein with Autologous Tissue Substitute, Percutaneous Approach--	
05UR3JZ		Supplement Right Vertebral Vein with Synthetic Substitute, Percutaneous Approach--	
05UR3KZ		Supplement Right Vertebral Vein with Nonautologous Tissue Substitute, Percutaneous Approach--	
05UR47Z		Supplement Right Vertebral Vein with Autologous Tissue Substitute, Percutaneous Endoscopic Approach--	
05UR4JZ		Supplement Right Vertebral Vein with Synthetic Substitute, Percutaneous Endoscopic Approach--	
05UR4KZ		Supplement Right Vertebral Vein with Nonautologous Tissue Substitute, Percutaneous Endoscopic Approach--	
05US07Z		Supplement Left Vertebral Vein with Autologous Tissue Substitute, Open Approach--	
05US0JZ		Supplement Left Vertebral Vein with Synthetic Substitute, Open Approach--	
05US0KZ		Supplement Left Vertebral Vein with Nonautologous Tissue Substitute, Open Approach--	
05US37Z		Supplement Left Vertebral Vein with Autologous Tissue Substitute, Percutaneous Approach--	
05US3JZ		Supplement Left Vertebral Vein with Synthetic Substitute, Percutaneous Approach--	
05US3KZ		Supplement Left Vertebral Vein with Nonautologous Tissue Substitute, Percutaneous Approach--	
05US47Z		Supplement Left Vertebral Vein with Autologous Tissue Substitute, Percutaneous Endoscopic Approach--	
05US4JZ		Supplement Left Vertebral Vein with Synthetic Substitute, Percutaneous Endoscopic Approach--	
05US4KZ		Supplement Left Vertebral Vein with Nonautologous Tissue Substitute, Percutaneous Endoscopic Approach--	
05UT07Z		Supplement Right Face Vein with Autologous Tissue Substitute, Open Approach--	
05UT0JZ		Supplement Right Face Vein with Synthetic Substitute, Open Approach--	
05UT0KZ		Supplement Right Face Vein with Nonautologous Tissue Substitute, Open Approach--	
05UT37Z		Supplement Right Face Vein with Autologous Tissue Substitute, Percutaneous Approach--	

Appendix A
Comorbid conditions

05UT3JZ		Supplement Right Face Vein with Synthetic Substitute, Percutaneous Approach--	
05UT3KZ		Supplement Right Face Vein with Nonautologous Tissue Substitute, Percutaneous Approach--	
05UT47Z		Supplement Right Face Vein with Autologous Tissue Substitute, Percutaneous Endoscopic Approach--	
05UT4JZ		Supplement Right Face Vein with Synthetic Substitute, Percutaneous Endoscopic Approach--	
05UT4KZ		Supplement Right Face Vein with Nonautologous Tissue Substitute, Percutaneous Endoscopic Approach--	
05UV07Z		Supplement Left Face Vein with Autologous Tissue Substitute, Open Approach--	
05UV0JZ		Supplement Left Face Vein with Synthetic Substitute, Open Approach--	
05UV0KZ		Supplement Left Face Vein with Nonautologous Tissue Substitute, Open Approach--	
05UV37Z		Supplement Left Face Vein with Autologous Tissue Substitute, Percutaneous Approach--	
05UV3JZ		Supplement Left Face Vein with Synthetic Substitute, Percutaneous Approach--	
05UV3KZ		Supplement Left Face Vein with Nonautologous Tissue Substitute, Percutaneous Approach--	
05UV47Z		Supplement Left Face Vein with Autologous Tissue Substitute, Percutaneous Endoscopic Approach--	
05UV4JZ		Supplement Left Face Vein with Synthetic Substitute, Percutaneous Endoscopic Approach--	
05UV4KZ		Supplement Left Face Vein with Nonautologous Tissue Substitute, Percutaneous Endoscopic Approach--	
05UY07Z		Supplement Upper Vein with Autologous Tissue Substitute, Open Approach--	
05UY0JZ		Supplement Upper Vein with Synthetic Substitute, Open Approach--	
05UY0KZ		Supplement Upper Vein with Nonautologous Tissue Substitute, Open Approach--	
05UY37Z		Supplement Upper Vein with Autologous Tissue Substitute, Percutaneous Approach--	
05UY3JZ		Supplement Upper Vein with Synthetic Substitute, Percutaneous Approach--	
05UY3KZ		Supplement Upper Vein with Nonautologous Tissue Substitute, Percutaneous Approach--	
05UY47Z		Supplement Upper Vein with Autologous Tissue Substitute, Percutaneous Endoscopic Approach--	
05UY4JZ		Supplement Upper Vein with Synthetic Substitute, Percutaneous Endoscopic Approach--	
05UY4KZ		Supplement Upper Vein with Nonautologous Tissue Substitute, Percutaneous Endoscopic Approach--	
05V00CZ		Restriction of Azygos Vein with Extraluminal Device, Open Approach--	
05V00ZZ		Restriction of Azygos Vein, Open Approach--	
05V03CZ		Restriction of Azygos Vein with Extraluminal Device, Percutaneous Approach--	
05V04CZ		Restriction of Azygos Vein with Extraluminal Device, Percutaneous Endoscopic Approach--	
05V04ZZ		Restriction of Azygos Vein, Percutaneous Endoscopic Approach--	
05V10CZ		Restriction of Hemiazygos Vein with Extraluminal Device, Open Approach--	
05V10ZZ		Restriction of Hemiazygos Vein, Open Approach--	

Appendix A
Comorbid conditions

05V13CZ		Restriction of Hemiazygos Vein with Extraluminal Device, Percutaneous Approach--	
05V14CZ		Restriction of Hemiazygos Vein with Extraluminal Device, Percutaneous Endoscopic Approach--	
05V14ZZ		Restriction of Hemiazygos Vein, Percutaneous Endoscopic Approach--	
05V30CZ		Restriction of Right Innominate Vein with Extraluminal Device, Open Approach--	
05V30ZZ		Restriction of Right Innominate Vein, Open Approach--	
05V33CZ		Restriction of Right Innominate Vein with Extraluminal Device, Percutaneous Approach--	
05V34CZ		Restriction of Right Innominate Vein with Extraluminal Device, Percutaneous Endoscopic Approach--	
05V34ZZ		Restriction of Right Innominate Vein, Percutaneous Endoscopic Approach--	
05V40CZ		Restriction of Left Innominate Vein with Extraluminal Device, Open Approach--	
05V40ZZ		Restriction of Left Innominate Vein, Open Approach--	
05V43CZ		Restriction of Left Innominate Vein with Extraluminal Device, Percutaneous Approach--	
05V44CZ		Restriction of Left Innominate Vein with Extraluminal Device, Percutaneous Endoscopic Approach--	
05V44ZZ		Restriction of Left Innominate Vein, Percutaneous Endoscopic Approach--	
05V50CZ		Restriction of Right Subclavian Vein with Extraluminal Device, Open Approach--	
05V50ZZ		Restriction of Right Subclavian Vein, Open Approach--	
05V53CZ		Restriction of Right Subclavian Vein with Extraluminal Device, Percutaneous Approach--	
05V54CZ		Restriction of Right Subclavian Vein with Extraluminal Device, Percutaneous Endoscopic Approach--	
05V54ZZ		Restriction of Right Subclavian Vein, Percutaneous Endoscopic Approach--	
05V60CZ		Restriction of Left Subclavian Vein with Extraluminal Device, Open Approach--	
05V60ZZ		Restriction of Left Subclavian Vein, Open Approach--	
05V63CZ		Restriction of Left Subclavian Vein with Extraluminal Device, Percutaneous Approach--	
05V64CZ		Restriction of Left Subclavian Vein with Extraluminal Device, Percutaneous Endoscopic Approach--	
05V64ZZ		Restriction of Left Subclavian Vein, Percutaneous Endoscopic Approach--	
05V70CZ		Restriction of Right Axillary Vein with Extraluminal Device, Open Approach--	
05V70ZZ		Restriction of Right Axillary Vein, Open Approach--	
05V73CZ		Restriction of Right Axillary Vein with Extraluminal Device, Percutaneous Approach--	
05V74CZ		Restriction of Right Axillary Vein with Extraluminal Device, Percutaneous Endoscopic Approach--	
05V74ZZ		Restriction of Right Axillary Vein, Percutaneous Endoscopic Approach--	
05V80CZ		Restriction of Left Axillary Vein with Extraluminal Device, Open Approach--	
05V80ZZ		Restriction of Left Axillary Vein, Open Approach--	
05V83CZ		Restriction of Left Axillary Vein with Extraluminal Device, Percutaneous Approach--	
05V84CZ		Restriction of Left Axillary Vein with Extraluminal Device, Percutaneous Endoscopic Approach--	

Appendix A
Comorbid conditions

05V84ZZ	Restriction of Left Axillary Vein, Percutaneous Endoscopic Approach--
05V90CZ	Restriction of Right Brachial Vein with Extraluminal Device, Open Approach--
05V90ZZ	Restriction of Right Brachial Vein, Open Approach--
05V93CZ	Restriction of Right Brachial Vein with Extraluminal Device, Percutaneous Approach--
05V94CZ	Restriction of Right Brachial Vein with Extraluminal Device, Percutaneous Endoscopic Approach--
05V94ZZ	Restriction of Right Brachial Vein, Percutaneous Endoscopic Approach--
05VA0CZ	Restriction of Left Brachial Vein with Extraluminal Device, Open Approach--
05VA0ZZ	Restriction of Left Brachial Vein, Open Approach--
05VA3CZ	Restriction of Left Brachial Vein with Extraluminal Device, Percutaneous Approach--
05VA4CZ	Restriction of Left Brachial Vein with Extraluminal Device, Percutaneous Endoscopic Approach--
05VA4ZZ	Restriction of Left Brachial Vein, Percutaneous Endoscopic Approach--
05VB0CZ	Restriction of Right Basilic Vein with Extraluminal Device, Open Approach--
05VB0ZZ	Restriction of Right Basilic Vein, Open Approach--
05VB3CZ	Restriction of Right Basilic Vein with Extraluminal Device, Percutaneous Approach--
05VB4CZ	Restriction of Right Basilic Vein with Extraluminal Device, Percutaneous Endoscopic Approach--
05VB4ZZ	Restriction of Right Basilic Vein, Percutaneous Endoscopic Approach--
05VC0CZ	Restriction of Left Basilic Vein with Extraluminal Device, Open Approach--
05VC0ZZ	Restriction of Left Basilic Vein, Open Approach--
05VC3CZ	Restriction of Left Basilic Vein with Extraluminal Device, Percutaneous Approach--
05VC4CZ	Restriction of Left Basilic Vein with Extraluminal Device, Percutaneous Endoscopic Approach--
05VC4ZZ	Restriction of Left Basilic Vein, Percutaneous Endoscopic Approach--
05VD0CZ	Restriction of Right Cephalic Vein with Extraluminal Device, Open Approach--
05VD0ZZ	Restriction of Right Cephalic Vein, Open Approach--
05VD3CZ	Restriction of Right Cephalic Vein with Extraluminal Device, Percutaneous Approach--
05VD4CZ	Restriction of Right Cephalic Vein with Extraluminal Device, Percutaneous Endoscopic Approach--
05VD4ZZ	Restriction of Right Cephalic Vein, Percutaneous Endoscopic Approach--
05VF0CZ	Restriction of Left Cephalic Vein with Extraluminal Device, Open Approach--
05VF0ZZ	Restriction of Left Cephalic Vein, Open Approach--
05VF3CZ	Restriction of Left Cephalic Vein with Extraluminal Device, Percutaneous Approach--
05VF4CZ	Restriction of Left Cephalic Vein with Extraluminal Device, Percutaneous Endoscopic Approach--
05VF4ZZ	Restriction of Left Cephalic Vein, Percutaneous Endoscopic Approach--
05VG0CZ	Restriction of Right Hand Vein with Extraluminal Device, Open Approach--

Appendix A
Comorbid conditions

05VG0ZZ		Restriction of Right Hand Vein, Open Approach--	
05VG3CZ		Restriction of Right Hand Vein with Extraluminal Device, Percutaneous Approach--	
05VG4CZ		Restriction of Right Hand Vein with Extraluminal Device, Percutaneous Endoscopic Approach--	
05VG4ZZ		Restriction of Right Hand Vein, Percutaneous Endoscopic Approach--	
05VH0CZ		Restriction of Left Hand Vein with Extraluminal Device, Open Approach--	
05VH0ZZ		Restriction of Left Hand Vein, Open Approach--	
05VH3CZ		Restriction of Left Hand Vein with Extraluminal Device, Percutaneous Approach--	
05VH4CZ		Restriction of Left Hand Vein with Extraluminal Device, Percutaneous Endoscopic Approach--	
05VH4ZZ		Restriction of Left Hand Vein, Percutaneous Endoscopic Approach--	
05VL0CZ		Restriction of Intracranial Vein with Extraluminal Device, Open Approach--	
05VL0ZZ		Restriction of Intracranial Vein, Open Approach--	
05VL3CZ		Restriction of Intracranial Vein with Extraluminal Device, Percutaneous Approach--	
05VL4CZ		Restriction of Intracranial Vein with Extraluminal Device, Percutaneous Endoscopic Approach--	
05VL4ZZ		Restriction of Intracranial Vein, Percutaneous Endoscopic Approach--	
05VM0CZ		Restriction of Right Internal Jugular Vein with Extraluminal Device, Open Approach--	
05VM0ZZ		Restriction of Right Internal Jugular Vein, Open Approach--	
05VM3CZ		Restriction of Right Internal Jugular Vein with Extraluminal Device, Percutaneous Approach--	
05VM4CZ		Restriction of Right Internal Jugular Vein with Extraluminal Device, Percutaneous Endoscopic Approach--	
05VM4ZZ		Restriction of Right Internal Jugular Vein, Percutaneous Endoscopic Approach--	
05VN0CZ		Restriction of Left Internal Jugular Vein with Extraluminal Device, Open Approach--	
05VN0ZZ		Restriction of Left Internal Jugular Vein, Open Approach--	
05VN3CZ		Restriction of Left Internal Jugular Vein with Extraluminal Device, Percutaneous Approach--	
05VN4CZ		Restriction of Left Internal Jugular Vein with Extraluminal Device, Percutaneous Endoscopic Approach--	
05VN4ZZ		Restriction of Left Internal Jugular Vein, Percutaneous Endoscopic Approach--	
05VP0CZ		Restriction of Right External Jugular Vein with Extraluminal Device, Open Approach--	
05VP0ZZ		Restriction of Right External Jugular Vein, Open Approach--	
05VP3CZ		Restriction of Right External Jugular Vein with Extraluminal Device, Percutaneous Approach--	
05VP4CZ		Restriction of Right External Jugular Vein with Extraluminal Device, Percutaneous Endoscopic Approach--	
05VP4ZZ		Restriction of Right External Jugular Vein, Percutaneous Endoscopic Approach--	
05VQ0CZ		Restriction of Left External Jugular Vein with Extraluminal Device, Open Approach--	
05VQ0ZZ		Restriction of Left External Jugular Vein, Open Approach--	
05VQ3CZ		Restriction of Left External Jugular Vein with Extraluminal Device, Percutaneous Approach--	

Appendix A
Comorbid conditions

05VQ4CZ		Restriction of Left External Jugular Vein with Extraluminal Device, Percutaneous Endoscopic Approach--	
05VQ4ZZ		Restriction of Left External Jugular Vein, Percutaneous Endoscopic Approach--	
05VR0CZ		Restriction of Right Vertebral Vein with Extraluminal Device, Open Approach--	
05VR0ZZ		Restriction of Right Vertebral Vein, Open Approach--	
05VR3CZ		Restriction of Right Vertebral Vein with Extraluminal Device, Percutaneous Approach--	
05VR4CZ		Restriction of Right Vertebral Vein with Extraluminal Device, Percutaneous Endoscopic Approach--	
05VR4ZZ		Restriction of Right Vertebral Vein, Percutaneous Endoscopic Approach--	
05VS0CZ		Restriction of Left Vertebral Vein with Extraluminal Device, Open Approach--	
05VS0ZZ		Restriction of Left Vertebral Vein, Open Approach--	
05VS3CZ		Restriction of Left Vertebral Vein with Extraluminal Device, Percutaneous Approach--	
05VS4CZ		Restriction of Left Vertebral Vein with Extraluminal Device, Percutaneous Endoscopic Approach--	
05VS4ZZ		Restriction of Left Vertebral Vein, Percutaneous Endoscopic Approach--	
05VT0CZ		Restriction of Right Face Vein with Extraluminal Device, Open Approach--	
05VT0ZZ		Restriction of Right Face Vein, Open Approach--	
05VT3CZ		Restriction of Right Face Vein with Extraluminal Device, Percutaneous Approach--	
05VT4CZ		Restriction of Right Face Vein with Extraluminal Device, Percutaneous Endoscopic Approach--	
05VT4ZZ		Restriction of Right Face Vein, Percutaneous Endoscopic Approach--	
05VV0CZ		Restriction of Left Face Vein with Extraluminal Device, Open Approach--	
05VV0ZZ		Restriction of Left Face Vein, Open Approach--	
05VV3CZ		Restriction of Left Face Vein with Extraluminal Device, Percutaneous Approach--	
05VV4CZ		Restriction of Left Face Vein with Extraluminal Device, Percutaneous Endoscopic Approach--	
05VV4ZZ		Restriction of Left Face Vein, Percutaneous Endoscopic Approach--	
05VY0CZ		Restriction of Upper Vein with Extraluminal Device, Open Approach--	
05VY0DZ		Restriction of Upper Vein with Intraluminal Device, Open Approach--	
05VY0ZZ		Restriction of Upper Vein, Open Approach--	
05VY3CZ		Restriction of Upper Vein with Extraluminal Device, Percutaneous Approach--	
05VY4CZ		Restriction of Upper Vein with Extraluminal Device, Percutaneous Endoscopic Approach--	
05VY4DZ		Restriction of Upper Vein with Intraluminal Device, Percutaneous Endoscopic Approach--	
05VY4ZZ		Restriction of Upper Vein, Percutaneous Endoscopic Approach--	
06700DZ		Dilation of Inferior Vena Cava with Intraluminal Device, Open Approach--	
06700ZZ		Dilation of Inferior Vena Cava, Open Approach--	
06703DZ		Dilation of Inferior Vena Cava with Intraluminal Device, Percutaneous Approach--	

Appendix A
Comorbid conditions

06703ZZ		Dilation of Inferior Vena Cava, Percutaneous Approach--	
06704DZ		Dilation of Inferior Vena Cava with Intraluminal Device, Percutaneous Endoscopic Approach--	
06704ZZ		Dilation of Inferior Vena Cava, Percutaneous Endoscopic Approach--	
06710DZ		Dilation of Splenic Vein with Intraluminal Device, Open Approach--	
06710ZZ		Dilation of Splenic Vein, Open Approach--	
06713DZ		Dilation of Splenic Vein with Intraluminal Device, Percutaneous Approach--	
06713ZZ		Dilation of Splenic Vein, Percutaneous Approach--	
06714DZ		Dilation of Splenic Vein with Intraluminal Device, Percutaneous Endoscopic Approach--	
06714ZZ		Dilation of Splenic Vein, Percutaneous Endoscopic Approach--	
06720DZ		Dilation of Gastric Vein with Intraluminal Device, Open Approach--	
06720ZZ		Dilation of Gastric Vein, Open Approach--	
06723DZ		Dilation of Gastric Vein with Intraluminal Device, Percutaneous Approach--	
06723ZZ		Dilation of Gastric Vein, Percutaneous Approach--	
06724DZ		Dilation of Gastric Vein with Intraluminal Device, Percutaneous Endoscopic Approach--	
06724ZZ		Dilation of Gastric Vein, Percutaneous Endoscopic Approach--	
06730DZ		Dilation of Esophageal Vein with Intraluminal Device, Open Approach--	
06730ZZ		Dilation of Esophageal Vein, Open Approach--	
06733DZ		Dilation of Esophageal Vein with Intraluminal Device, Percutaneous Approach--	
06733ZZ		Dilation of Esophageal Vein, Percutaneous Approach--	
06734DZ		Dilation of Esophageal Vein with Intraluminal Device, Percutaneous Endoscopic Approach--	
06734ZZ		Dilation of Esophageal Vein, Percutaneous Endoscopic Approach--	
06740DZ		Dilation of Hepatic Vein with Intraluminal Device, Open Approach--	
06740ZZ		Dilation of Hepatic Vein, Open Approach--	
06743DZ		Dilation of Hepatic Vein with Intraluminal Device, Percutaneous Approach--	
06743ZZ		Dilation of Hepatic Vein, Percutaneous Approach--	
06744DZ		Dilation of Hepatic Vein with Intraluminal Device, Percutaneous Endoscopic Approach--	
06744ZZ		Dilation of Hepatic Vein, Percutaneous Endoscopic Approach--	
06750DZ		Dilation of Superior Mesenteric Vein with Intraluminal Device, Open Approach--	
06750ZZ		Dilation of Superior Mesenteric Vein, Open Approach--	
06753DZ		Dilation of Superior Mesenteric Vein with Intraluminal Device, Percutaneous Approach--	
06753ZZ		Dilation of Superior Mesenteric Vein, Percutaneous Approach--	
06754DZ		Dilation of Superior Mesenteric Vein with Intraluminal Device, Percutaneous Endoscopic Approach--	
06754ZZ		Dilation of Superior Mesenteric Vein, Percutaneous Endoscopic Approach--	

Appendix A
Comorbid conditions

06760DZ		Dilation of Inferior Mesenteric Vein with Intraluminal Device, Open Approach--	
06760ZZ		Dilation of Inferior Mesenteric Vein, Open Approach--	
06763DZ		Dilation of Inferior Mesenteric Vein with Intraluminal Device, Percutaneous Approach--	
06763ZZ		Dilation of Inferior Mesenteric Vein, Percutaneous Approach--	
06764DZ		Dilation of Inferior Mesenteric Vein with Intraluminal Device, Percutaneous Endoscopic Approach--	
06764ZZ		Dilation of Inferior Mesenteric Vein, Percutaneous Endoscopic Approach--	
06770DZ		Dilation of Colic Vein with Intraluminal Device, Open Approach--	
06770ZZ		Dilation of Colic Vein, Open Approach--	
06773DZ		Dilation of Colic Vein with Intraluminal Device, Percutaneous Approach--	
06773ZZ		Dilation of Colic Vein, Percutaneous Approach--	
06774DZ		Dilation of Colic Vein with Intraluminal Device, Percutaneous Endoscopic Approach--	
06774ZZ		Dilation of Colic Vein, Percutaneous Endoscopic Approach--	
06780DZ		Dilation of Portal Vein with Intraluminal Device, Open Approach--	
06780ZZ		Dilation of Portal Vein, Open Approach--	
06783DZ		Dilation of Portal Vein with Intraluminal Device, Percutaneous Approach--	
06783ZZ		Dilation of Portal Vein, Percutaneous Approach--	
06784DZ		Dilation of Portal Vein with Intraluminal Device, Percutaneous Endoscopic Approach--	
06784ZZ		Dilation of Portal Vein, Percutaneous Endoscopic Approach--	
06790DZ		Dilation of Right Renal Vein with Intraluminal Device, Open Approach--	
06790ZZ		Dilation of Right Renal Vein, Open Approach--	
06793DZ		Dilation of Right Renal Vein with Intraluminal Device, Percutaneous Approach--	
06793ZZ		Dilation of Right Renal Vein, Percutaneous Approach--	
06794DZ		Dilation of Right Renal Vein with Intraluminal Device, Percutaneous Endoscopic Approach--	
06794ZZ		Dilation of Right Renal Vein, Percutaneous Endoscopic Approach--	
067B0DZ		Dilation of Left Renal Vein with Intraluminal Device, Open Approach--	
067B0ZZ		Dilation of Left Renal Vein, Open Approach--	
067B3DZ		Dilation of Left Renal Vein with Intraluminal Device, Percutaneous Approach--	
067B3ZZ		Dilation of Left Renal Vein, Percutaneous Approach--	
067B4DZ		Dilation of Left Renal Vein with Intraluminal Device, Percutaneous Endoscopic Approach--	
067B4ZZ		Dilation of Left Renal Vein, Percutaneous Endoscopic Approach--	
067C0DZ		Dilation of Right Common Iliac Vein with Intraluminal Device, Open Approach--	
067C0ZZ		Dilation of Right Common Iliac Vein, Open Approach--	
067C3DZ		Dilation of Right Common Iliac Vein with Intraluminal Device, Percutaneous Approach--	
067C3ZZ		Dilation of Right Common Iliac Vein, Percutaneous Approach--	

Appendix A
Comorbid conditions

067C4DZ		Dilation of Right Common Iliac Vein with Intraluminal Device, Percutaneous Endoscopic Approach--	
067C4ZZ		Dilation of Right Common Iliac Vein, Percutaneous Endoscopic Approach--	
067D0DZ		Dilation of Left Common Iliac Vein with Intraluminal Device, Open Approach--	
067D0ZZ		Dilation of Left Common Iliac Vein, Open Approach--	
067D3DZ		Dilation of Left Common Iliac Vein with Intraluminal Device, Percutaneous Approach--	
067D3ZZ		Dilation of Left Common Iliac Vein, Percutaneous Approach--	
067D4DZ		Dilation of Left Common Iliac Vein with Intraluminal Device, Percutaneous Endoscopic Approach--	
067D4ZZ		Dilation of Left Common Iliac Vein, Percutaneous Endoscopic Approach--	
067F0DZ		Dilation of Right External Iliac Vein with Intraluminal Device, Open Approach--	
067F0ZZ		Dilation of Right External Iliac Vein, Open Approach--	
067F3DZ		Dilation of Right External Iliac Vein with Intraluminal Device, Percutaneous Approach--	
067F3ZZ		Dilation of Right External Iliac Vein, Percutaneous Approach--	
067F4DZ		Dilation of Right External Iliac Vein with Intraluminal Device, Percutaneous Endoscopic Approach--	
067F4ZZ		Dilation of Right External Iliac Vein, Percutaneous Endoscopic Approach--	
067G0DZ		Dilation of Left External Iliac Vein with Intraluminal Device, Open Approach--	
067G0ZZ		Dilation of Left External Iliac Vein, Open Approach--	
067G3DZ		Dilation of Left External Iliac Vein with Intraluminal Device, Percutaneous Approach--	
067G3ZZ		Dilation of Left External Iliac Vein, Percutaneous Approach--	
067G4DZ		Dilation of Left External Iliac Vein with Intraluminal Device, Percutaneous Endoscopic Approach--	
067G4ZZ		Dilation of Left External Iliac Vein, Percutaneous Endoscopic Approach--	
067H0DZ		Dilation of Right Hypogastric Vein with Intraluminal Device, Open Approach--	
067H0ZZ		Dilation of Right Hypogastric Vein, Open Approach--	
067H3DZ		Dilation of Right Hypogastric Vein with Intraluminal Device, Percutaneous Approach--	
067H3ZZ		Dilation of Right Hypogastric Vein, Percutaneous Approach--	
067H4DZ		Dilation of Right Hypogastric Vein with Intraluminal Device, Percutaneous Endoscopic Approach--	
067H4ZZ		Dilation of Right Hypogastric Vein, Percutaneous Endoscopic Approach--	
067J0DZ		Dilation of Left Hypogastric Vein with Intraluminal Device, Open Approach--	
067J0ZZ		Dilation of Left Hypogastric Vein, Open Approach--	
067J3DZ		Dilation of Left Hypogastric Vein with Intraluminal Device, Percutaneous Approach--	
067J3ZZ		Dilation of Left Hypogastric Vein, Percutaneous Approach--	
067J4DZ		Dilation of Left Hypogastric Vein with Intraluminal Device, Percutaneous Endoscopic Approach--	
067J4ZZ		Dilation of Left Hypogastric Vein, Percutaneous Endoscopic Approach--	

Appendix A
Comorbid conditions

067M0DZ		Dilation of Right Femoral Vein with Intraluminal Device, Open Approach--	
067M0ZZ		Dilation of Right Femoral Vein, Open Approach--	
067M3DZ		Dilation of Right Femoral Vein with Intraluminal Device, Percutaneous Approach--	
067M3ZZ		Dilation of Right Femoral Vein, Percutaneous Approach--	
067M4DZ		Dilation of Right Femoral Vein with Intraluminal Device, Percutaneous Endoscopic Approach--	
067M4ZZ		Dilation of Right Femoral Vein, Percutaneous Endoscopic Approach--	
067N0DZ		Dilation of Left Femoral Vein with Intraluminal Device, Open Approach--	
067N0ZZ		Dilation of Left Femoral Vein, Open Approach--	
067N3DZ		Dilation of Left Femoral Vein with Intraluminal Device, Percutaneous Approach--	
067N3ZZ		Dilation of Left Femoral Vein, Percutaneous Approach--	
067N4DZ		Dilation of Left Femoral Vein with Intraluminal Device, Percutaneous Endoscopic Approach--	
067N4ZZ		Dilation of Left Femoral Vein, Percutaneous Endoscopic Approach--	
067P0DZ		Dilation of Right Greater Saphenous Vein with Intraluminal Device, Open Approach--	
067P0ZZ		Dilation of Right Greater Saphenous Vein, Open Approach--	
067P3DZ		Dilation of Right Greater Saphenous Vein with Intraluminal Device, Percutaneous Approach--	
067P3ZZ		Dilation of Right Greater Saphenous Vein, Percutaneous Approach--	
067P4DZ		Dilation of Right Greater Saphenous Vein with Intraluminal Device, Percutaneous Endoscopic Approach--	
067P4ZZ		Dilation of Right Greater Saphenous Vein, Percutaneous Endoscopic Approach--	
067Q0DZ		Dilation of Left Greater Saphenous Vein with Intraluminal Device, Open Approach--	
067Q0ZZ		Dilation of Left Greater Saphenous Vein, Open Approach--	
067Q3DZ		Dilation of Left Greater Saphenous Vein with Intraluminal Device, Percutaneous Approach--	
067Q3ZZ		Dilation of Left Greater Saphenous Vein, Percutaneous Approach--	
067Q4DZ		Dilation of Left Greater Saphenous Vein with Intraluminal Device, Percutaneous Endoscopic Approach--	
067Q4ZZ		Dilation of Left Greater Saphenous Vein, Percutaneous Endoscopic Approach--	
067R0DZ		Dilation of Right Lesser Saphenous Vein with Intraluminal Device, Open Approach--	
067R0ZZ		Dilation of Right Lesser Saphenous Vein, Open Approach--	
067R3DZ		Dilation of Right Lesser Saphenous Vein with Intraluminal Device, Percutaneous Approach--	
067R3ZZ		Dilation of Right Lesser Saphenous Vein, Percutaneous Approach--	
067R4DZ		Dilation of Right Lesser Saphenous Vein with Intraluminal Device, Percutaneous Endoscopic Approach--	
067R4ZZ		Dilation of Right Lesser Saphenous Vein, Percutaneous Endoscopic Approach--	
067S0DZ		Dilation of Left Lesser Saphenous Vein with Intraluminal Device, Open Approach--	
067S0ZZ		Dilation of Left Lesser Saphenous Vein, Open Approach--	

Appendix A
Comorbid conditions

067S3DZ		Dilation of Left Lesser Saphenous Vein with Intraluminal Device, Percutaneous Approach--	
067S3ZZ		Dilation of Left Lesser Saphenous Vein, Percutaneous Approach--	
067S4DZ		Dilation of Left Lesser Saphenous Vein with Intraluminal Device, Percutaneous Endoscopic Approach--	
067S4ZZ		Dilation of Left Lesser Saphenous Vein, Percutaneous Endoscopic Approach--	
067T0DZ		Dilation of Right Foot Vein with Intraluminal Device, Open Approach--	
067T0ZZ		Dilation of Right Foot Vein, Open Approach--	
067T3DZ		Dilation of Right Foot Vein with Intraluminal Device, Percutaneous Approach--	
067T3ZZ		Dilation of Right Foot Vein, Percutaneous Approach--	
067T4DZ		Dilation of Right Foot Vein with Intraluminal Device, Percutaneous Endoscopic Approach--	
067T4ZZ		Dilation of Right Foot Vein, Percutaneous Endoscopic Approach--	
067V0DZ		Dilation of Left Foot Vein with Intraluminal Device, Open Approach--	
067V0ZZ		Dilation of Left Foot Vein, Open Approach--	
067V3DZ		Dilation of Left Foot Vein with Intraluminal Device, Percutaneous Approach--	
067V3ZZ		Dilation of Left Foot Vein, Percutaneous Approach--	
067V4DZ		Dilation of Left Foot Vein with Intraluminal Device, Percutaneous Endoscopic Approach--	
067V4ZZ		Dilation of Left Foot Vein, Percutaneous Endoscopic Approach--	
067Y0DZ		Dilation of Lower Vein with Intraluminal Device, Open Approach--	
067Y0ZZ		Dilation of Lower Vein, Open Approach--	
067Y3DZ		Dilation of Lower Vein with Intraluminal Device, Percutaneous Approach--	
067Y3ZZ		Dilation of Lower Vein, Percutaneous Approach--	
067Y4DZ		Dilation of Lower Vein with Intraluminal Device, Percutaneous Endoscopic Approach--	
067Y4ZZ		Dilation of Lower Vein, Percutaneous Endoscopic Approach--	
06CM0ZZ		Extirpation of Matter from Right Femoral Vein, Open Approach--	
06CM4ZZ		Extirpation of Matter from Right Femoral Vein, Percutaneous Endoscopic Approach--	
06CN0ZZ		Extirpation of Matter from Left Femoral Vein, Open Approach--	
06CN4ZZ		Extirpation of Matter from Left Femoral Vein, Percutaneous Endoscopic Approach--	
06CP0ZZ		Extirpation of Matter from Right Greater Saphenous Vein, Open Approach--	
06CP4ZZ		Extirpation of Matter from Right Greater Saphenous Vein, Percutaneous Endoscopic Approach--	
06CQ0ZZ		Extirpation of Matter from Left Greater Saphenous Vein, Open Approach--	
06CQ4ZZ		Extirpation of Matter from Left Greater Saphenous Vein, Percutaneous Endoscopic Approach--	
06CR0ZZ		Extirpation of Matter from Right Lesser Saphenous Vein, Open Approach--	
06CR4ZZ		Extirpation of Matter from Right Lesser Saphenous Vein, Percutaneous Endoscopic Approach--	

Appendix A
Comorbid conditions

06CS0ZZ		Extirpation of Matter from Left Lesser Saphenous Vein, Open Approach--	
06CS4ZZ		Extirpation of Matter from Left Lesser Saphenous Vein, Percutaneous Endoscopic Approach--	
06CT0ZZ		Extirpation of Matter from Right Foot Vein, Open Approach--	
06CT4ZZ		Extirpation of Matter from Right Foot Vein, Percutaneous Endoscopic Approach--	
06CV0ZZ		Extirpation of Matter from Left Foot Vein, Open Approach--	
06CV4ZZ		Extirpation of Matter from Left Foot Vein, Percutaneous Endoscopic Approach--	
06CY0ZZ		Extirpation of Matter from Lower Vein, Open Approach--	
06CY4ZZ		Extirpation of Matter from Lower Vein, Percutaneous Endoscopic Approach--	
06H10DZ		Insertion of Intraluminal Device into Splenic Vein, Open Approach--	
06H13DZ		Insertion of Intraluminal Device into Splenic Vein, Percutaneous Approach--	
06H14DZ		Insertion of Intraluminal Device into Splenic Vein, Percutaneous Endoscopic Approach--	
06H20DZ		Insertion of Intraluminal Device into Gastric Vein, Open Approach--	
06H23DZ		Insertion of Intraluminal Device into Gastric Vein, Percutaneous Approach--	
06H24DZ		Insertion of Intraluminal Device into Gastric Vein, Percutaneous Endoscopic Approach--	
06H30DZ		Insertion of Intraluminal Device into Esophageal Vein, Open Approach--	
06H33DZ		Insertion of Intraluminal Device into Esophageal Vein, Percutaneous Approach--	
06H34DZ		Insertion of Intraluminal Device into Esophageal Vein, Percutaneous Endoscopic Approach--	
06H40DZ		Insertion of Intraluminal Device into Hepatic Vein, Open Approach--	
06H43DZ		Insertion of Intraluminal Device into Hepatic Vein, Percutaneous Approach--	
06H44DZ		Insertion of Intraluminal Device into Hepatic Vein, Percutaneous Endoscopic Approach--	
06H50DZ		Insertion of Intraluminal Device into Superior Mesenteric Vein, Open Approach--	
06H53DZ		Insertion of Intraluminal Device into Superior Mesenteric Vein, Percutaneous Approach--	
06H54DZ		Insertion of Intraluminal Device into Superior Mesenteric Vein, Percutaneous Endoscopic Approach--	
06H60DZ		Insertion of Intraluminal Device into Inferior Mesenteric Vein, Open Approach--	
06H63DZ		Insertion of Intraluminal Device into Inferior Mesenteric Vein, Percutaneous Approach--	
06H64DZ		Insertion of Intraluminal Device into Inferior Mesenteric Vein, Percutaneous Endoscopic Approach--	
06H70DZ		Insertion of Intraluminal Device into Colic Vein, Open Approach--	
06H73DZ		Insertion of Intraluminal Device into Colic Vein, Percutaneous Approach--	
06H74DZ		Insertion of Intraluminal Device into Colic Vein, Percutaneous Endoscopic Approach--	
06H80DZ		Insertion of Intraluminal Device into Portal Vein, Open Approach--	

Appendix A
Comorbid conditions

06H83DZ		Insertion of Intraluminal Device into Portal Vein, Percutaneous Approach--	
06H84DZ		Insertion of Intraluminal Device into Portal Vein, Percutaneous Endoscopic Approach--	
06H90DZ		Insertion of Intraluminal Device into Right Renal Vein, Open Approach--	
06H93DZ		Insertion of Intraluminal Device into Right Renal Vein, Percutaneous Approach--	
06H94DZ		Insertion of Intraluminal Device into Right Renal Vein, Percutaneous Endoscopic Approach--	
06HB0DZ		Insertion of Intraluminal Device into Left Renal Vein, Open Approach--	
06HB3DZ		Insertion of Intraluminal Device into Left Renal Vein, Percutaneous Approach--	
06HB4DZ		Insertion of Intraluminal Device into Left Renal Vein, Percutaneous Endoscopic Approach--	
06HC0DZ		Insertion of Intraluminal Device into Right Common Iliac Vein, Open Approach--	
06HC3DZ		Insertion of Intraluminal Device into Right Common Iliac Vein, Percutaneous Approach--	
06HC4DZ		Insertion of Intraluminal Device into Right Common Iliac Vein, Percutaneous Endoscopic Approach--	
06HD0DZ		Insertion of Intraluminal Device into Left Common Iliac Vein, Open Approach--	
06HD3DZ		Insertion of Intraluminal Device into Left Common Iliac Vein, Percutaneous Approach--	
06HD4DZ		Insertion of Intraluminal Device into Left Common Iliac Vein, Percutaneous Endoscopic Approach--	
06HF0DZ		Insertion of Intraluminal Device into Right External Iliac Vein, Open Approach--	
06HF3DZ		Insertion of Intraluminal Device into Right External Iliac Vein, Percutaneous Approach--	
06HF4DZ		Insertion of Intraluminal Device into Right External Iliac Vein, Percutaneous Endoscopic Approach--	
06HG0DZ		Insertion of Intraluminal Device into Left External Iliac Vein, Open Approach--	
06HG3DZ		Insertion of Intraluminal Device into Left External Iliac Vein, Percutaneous Approach--	
06HG4DZ		Insertion of Intraluminal Device into Left External Iliac Vein, Percutaneous Endoscopic Approach--	
06HH0DZ		Insertion of Intraluminal Device into Right Hypogastric Vein, Open Approach--	
06HH3DZ		Insertion of Intraluminal Device into Right Hypogastric Vein, Percutaneous Approach--	
06HH4DZ		Insertion of Intraluminal Device into Right Hypogastric Vein, Percutaneous Endoscopic Approach--	
06HJ0DZ		Insertion of Intraluminal Device into Left Hypogastric Vein, Open Approach--	
06HJ3DZ		Insertion of Intraluminal Device into Left Hypogastric Vein, Percutaneous Approach--	
06HJ4DZ		Insertion of Intraluminal Device into Left Hypogastric Vein, Percutaneous Endoscopic Approach--	
06HM0DZ		Insertion of Intraluminal Device into Right Femoral Vein, Open Approach--	
06HM3DZ		Insertion of Intraluminal Device into Right Femoral Vein, Percutaneous Approach--	
06HM4DZ		Insertion of Intraluminal Device into Right Femoral Vein, Percutaneous Endoscopic Approach--	

Appendix A
Comorbid conditions

06HN0DZ		Insertion of Intraluminal Device into Left Femoral Vein, Open Approach--	
06HN3DZ		Insertion of Intraluminal Device into Left Femoral Vein, Percutaneous Approach--	
06HN4DZ		Insertion of Intraluminal Device into Left Femoral Vein, Percutaneous Endoscopic Approach--	
06HP0DZ		Insertion of Intraluminal Device into Right Greater Saphenous Vein, Open Approach--	
06HP3DZ		Insertion of Intraluminal Device into Right Greater Saphenous Vein, Percutaneous Approach--	
06HP4DZ		Insertion of Intraluminal Device into Right Greater Saphenous Vein, Percutaneous Endoscopic Approach--	
06HQ0DZ		Insertion of Intraluminal Device into Left Greater Saphenous Vein, Open Approach--	
06HQ3DZ		Insertion of Intraluminal Device into Left Greater Saphenous Vein, Percutaneous Approach--	
06HQ4DZ		Insertion of Intraluminal Device into Left Greater Saphenous Vein, Percutaneous Endoscopic Approach--	
06HR0DZ		Insertion of Intraluminal Device into Right Lesser Saphenous Vein, Open Approach--	
06HR3DZ		Insertion of Intraluminal Device into Right Lesser Saphenous Vein, Percutaneous Approach--	
06HR4DZ		Insertion of Intraluminal Device into Right Lesser Saphenous Vein, Percutaneous Endoscopic Approach--	
06HS0DZ		Insertion of Intraluminal Device into Left Lesser Saphenous Vein, Open Approach--	
06HS3DZ		Insertion of Intraluminal Device into Left Lesser Saphenous Vein, Percutaneous Approach--	
06HS4DZ		Insertion of Intraluminal Device into Left Lesser Saphenous Vein, Percutaneous Endoscopic Approach--	
06HT0DZ		Insertion of Intraluminal Device into Right Foot Vein, Open Approach--	
06HT3DZ		Insertion of Intraluminal Device into Right Foot Vein, Percutaneous Approach--	
06HT4DZ		Insertion of Intraluminal Device into Right Foot Vein, Percutaneous Endoscopic Approach--	
06HV0DZ		Insertion of Intraluminal Device into Left Foot Vein, Open Approach--	
06HV3DZ		Insertion of Intraluminal Device into Left Foot Vein, Percutaneous Approach--	
06HV4DZ		Insertion of Intraluminal Device into Left Foot Vein, Percutaneous Endoscopic Approach--	
06HY02Z		Insertion of Monitoring Device into Lower Vein, Open Approach--	
06HY0DZ		Insertion of Intraluminal Device into Lower Vein, Open Approach--	
06HY3DZ		Insertion of Intraluminal Device into Lower Vein, Percutaneous Approach--	
06HY42Z		Insertion of Monitoring Device into Lower Vein, Percutaneous Endoscopic Approach--	
06HY4DZ		Insertion of Intraluminal Device into Lower Vein, Percutaneous Endoscopic Approach--	
06N00ZZ		Release Inferior Vena Cava, Open Approach--	
06N03ZZ		Release Inferior Vena Cava, Percutaneous Approach--	
06N04ZZ		Release Inferior Vena Cava, Percutaneous Endoscopic Approach--	
06N10ZZ		Release Splenic Vein, Open Approach--	
06N13ZZ		Release Splenic Vein, Percutaneous Approach--	

Appendix A
Comorbid conditions

06N14ZZ		Release Splenic Vein, Percutaneous Endoscopic Approach--	
06N20ZZ		Release Gastric Vein, Open Approach--	
06N23ZZ		Release Gastric Vein, Percutaneous Approach--	
06N24ZZ		Release Gastric Vein, Percutaneous Endoscopic Approach--	
06N30ZZ		Release Esophageal Vein, Open Approach--	
06N33ZZ		Release Esophageal Vein, Percutaneous Approach--	
06N34ZZ		Release Esophageal Vein, Percutaneous Endoscopic Approach--	
06N40ZZ		Release Hepatic Vein, Open Approach--	
06N43ZZ		Release Hepatic Vein, Percutaneous Approach--	
06N44ZZ		Release Hepatic Vein, Percutaneous Endoscopic Approach--	
06N50ZZ		Release Superior Mesenteric Vein, Open Approach--	
06N53ZZ		Release Superior Mesenteric Vein, Percutaneous Approach--	
06N54ZZ		Release Superior Mesenteric Vein, Percutaneous Endoscopic Approach--	
06N60ZZ		Release Inferior Mesenteric Vein, Open Approach--	
06N63ZZ		Release Inferior Mesenteric Vein, Percutaneous Approach--	
06N64ZZ		Release Inferior Mesenteric Vein, Percutaneous Endoscopic Approach--	
06N70ZZ		Release Colic Vein, Open Approach--	
06N73ZZ		Release Colic Vein, Percutaneous Approach--	
06N74ZZ		Release Colic Vein, Percutaneous Endoscopic Approach--	
06N80ZZ		Release Portal Vein, Open Approach--	
06N83ZZ		Release Portal Vein, Percutaneous Approach--	
06N84ZZ		Release Portal Vein, Percutaneous Endoscopic Approach--	
06N90ZZ		Release Right Renal Vein, Open Approach--	
06N93ZZ		Release Right Renal Vein, Percutaneous Approach--	
06N94ZZ		Release Right Renal Vein, Percutaneous Endoscopic Approach--	
06NB0ZZ		Release Left Renal Vein, Open Approach--	
06NB3ZZ		Release Left Renal Vein, Percutaneous Approach--	
06NB4ZZ		Release Left Renal Vein, Percutaneous Endoscopic Approach--	
06NC0ZZ		Release Right Common Iliac Vein, Open Approach--	
06NC3ZZ		Release Right Common Iliac Vein, Percutaneous Approach--	
06NC4ZZ		Release Right Common Iliac Vein, Percutaneous Endoscopic Approach--	
06ND0ZZ		Release Left Common Iliac Vein, Open Approach--	
06ND3ZZ		Release Left Common Iliac Vein, Percutaneous Approach--	
06ND4ZZ		Release Left Common Iliac Vein, Percutaneous Endoscopic Approach--	
06NF0ZZ		Release Right External Iliac Vein, Open Approach--	
06NF3ZZ		Release Right External Iliac Vein, Percutaneous Approach--	
06NF4ZZ		Release Right External Iliac Vein, Percutaneous Endoscopic Approach--	
06NG0ZZ		Release Left External Iliac Vein, Open Approach--	
06NG3ZZ		Release Left External Iliac Vein, Percutaneous Approach--	
06NG4ZZ		Release Left External Iliac Vein, Percutaneous Endoscopic Approach--	
06NH0ZZ		Release Right Hypogastric Vein, Open Approach--	
06NH3ZZ		Release Right Hypogastric Vein, Percutaneous Approach--	

Appendix A
Comorbid conditions

06NH4ZZ		Release Right Hypogastric Vein, Percutaneous Endoscopic Approach--	
06NJ0ZZ		Release Left Hypogastric Vein, Open Approach--	
06NJ3ZZ		Release Left Hypogastric Vein, Percutaneous Approach--	
06NJ4ZZ		Release Left Hypogastric Vein, Percutaneous Endoscopic Approach--	
06NM0ZZ		Release Right Femoral Vein, Open Approach--	
06NM3ZZ		Release Right Femoral Vein, Percutaneous Approach--	
06NM4ZZ		Release Right Femoral Vein, Percutaneous Endoscopic Approach--	
06NN0ZZ		Release Left Femoral Vein, Open Approach--	
06NN3ZZ		Release Left Femoral Vein, Percutaneous Approach--	
06NN4ZZ		Release Left Femoral Vein, Percutaneous Endoscopic Approach--	
06NP0ZZ		Release Right Greater Saphenous Vein, Open Approach--	
06NP3ZZ		Release Right Greater Saphenous Vein, Percutaneous Approach--	
06NP4ZZ		Release Right Greater Saphenous Vein, Percutaneous Endoscopic Approach--	
06NQ0ZZ		Release Left Greater Saphenous Vein, Open Approach--	
06NQ3ZZ		Release Left Greater Saphenous Vein, Percutaneous Approach--	
06NQ4ZZ		Release Left Greater Saphenous Vein, Percutaneous Endoscopic Approach--	
06NR0ZZ		Release Right Lesser Saphenous Vein, Open Approach--	
06NR3ZZ		Release Right Lesser Saphenous Vein, Percutaneous Approach--	
06NR4ZZ		Release Right Lesser Saphenous Vein, Percutaneous Endoscopic Approach--	
06NS0ZZ		Release Left Lesser Saphenous Vein, Open Approach--	
06NS3ZZ		Release Left Lesser Saphenous Vein, Percutaneous Approach--	
06NS4ZZ		Release Left Lesser Saphenous Vein, Percutaneous Endoscopic Approach--	
06NT0ZZ		Release Right Foot Vein, Open Approach--	
06NT3ZZ		Release Right Foot Vein, Percutaneous Approach--	
06NT4ZZ		Release Right Foot Vein, Percutaneous Endoscopic Approach--	
06NV0ZZ		Release Left Foot Vein, Open Approach--	
06NV3ZZ		Release Left Foot Vein, Percutaneous Approach--	
06NV4ZZ		Release Left Foot Vein, Percutaneous Endoscopic Approach--	
06NY0ZZ		Release Lower Vein, Open Approach--	
06NY3ZZ		Release Lower Vein, Percutaneous Approach--	
06NY4ZZ		Release Lower Vein, Percutaneous Endoscopic Approach--	
06PY00Z		Removal of Drainage Device from Lower Vein, Open Approach--	
06PY02Z		Removal of Monitoring Device from Lower Vein, Open Approach--	
06PY03Z		Removal of Infusion Device from Lower Vein, Open Approach--	
06PY0CZ		Removal of Extraluminal Device from Lower Vein, Open Approach--	
06PY0DZ		Removal of Intraluminal Device from Lower Vein, Open Approach--	

Appendix A
Comorbid conditions

06PY3CZ		Removal of Extraluminal Device from Lower Vein, Percutaneous Approach--	
06PY3DZ		Removal of Intraluminal Device from Lower Vein, Percutaneous Approach--	
06PY40Z		Removal of Drainage Device from Lower Vein, Percutaneous Endoscopic Approach--	
06PY42Z		Removal of Monitoring Device from Lower Vein, Percutaneous Endoscopic Approach--	
06PY43Z		Removal of Infusion Device from Lower Vein, Percutaneous Endoscopic Approach--	
06PY4CZ		Removal of Extraluminal Device from Lower Vein, Percutaneous Endoscopic Approach--	
06PY4DZ		Removal of Intraluminal Device from Lower Vein, Percutaneous Endoscopic Approach--	
06QY0ZZ		Repair Lower Vein, Open Approach--	
06QY3ZZ		Repair Lower Vein, Percutaneous Approach--	
06QY4ZZ		Repair Lower Vein, Percutaneous Endoscopic Approach--	
06RM07Z		Replacement of Right Femoral Vein with Autologous Tissue Substitute, Open Approach--	
06RM0JZ		Replacement of Right Femoral Vein with Synthetic Substitute, Open Approach--	
06RM0KZ		Replacement of Right Femoral Vein with Nonautologous Tissue Substitute, Open Approach--	
06RM47Z		Replacement of Right Femoral Vein with Autologous Tissue Substitute, Percutaneous Endoscopic Approach--	
06RM4JZ		Replacement of Right Femoral Vein with Synthetic Substitute, Percutaneous Endoscopic Approach--	
06RM4KZ		Replacement of Right Femoral Vein with Nonautologous Tissue Substitute, Percutaneous Endoscopic Approach--	
06RN07Z		Replacement of Left Femoral Vein with Autologous Tissue Substitute, Open Approach--	
06RN0JZ		Replacement of Left Femoral Vein with Synthetic Substitute, Open Approach--	
06RN0KZ		Replacement of Left Femoral Vein with Nonautologous Tissue Substitute, Open Approach--	
06RN47Z		Replacement of Left Femoral Vein with Autologous Tissue Substitute, Percutaneous Endoscopic Approach--	
06RN4JZ		Replacement of Left Femoral Vein with Synthetic Substitute, Percutaneous Endoscopic Approach--	
06RN4KZ		Replacement of Left Femoral Vein with Nonautologous Tissue Substitute, Percutaneous Endoscopic Approach--	
06RP07Z		Replacement of Right Greater Saphenous Vein with Autologous Tissue Substitute, Open Approach--	
06RP0JZ		Replacement of Right Greater Saphenous Vein with Synthetic Substitute, Open Approach--	
06RP0KZ		Replacement of Right Greater Saphenous Vein with Nonautologous Tissue Substitute, Open Approach--	
06RP47Z		Replacement of Right Greater Saphenous Vein with Autologous Tissue Substitute, Percutaneous Endoscopic Approach--	
06RP4JZ		Replacement of Right Greater Saphenous Vein with Synthetic Substitute, Percutaneous Endoscopic Approach--	
06RP4KZ		Replacement of Right Greater Saphenous Vein with Nonautologous Tissue Substitute, Percutaneous Endoscopic Approach--	
06RQ07Z		Replacement of Left Greater Saphenous Vein with Autologous Tissue Substitute, Open Approach--	

Appendix A
Comorbid conditions

06RQ0JZ		Replacement of Left Greater Saphenous Vein with Synthetic Substitute, Open Approach--	
06RQ0KZ		Replacement of Left Greater Saphenous Vein with Nonautologous Tissue Substitute, Open Approach--	
06RQ47Z		Replacement of Left Greater Saphenous Vein with Autologous Tissue Substitute, Percutaneous Endoscopic Approach--	
06RQ4JZ		Replacement of Left Greater Saphenous Vein with Synthetic Substitute, Percutaneous Endoscopic Approach--	
06RQ4KZ		Replacement of Left Greater Saphenous Vein with Nonautologous Tissue Substitute, Percutaneous Endoscopic Approach--	
06RR07Z		Replacement of Right Lesser Saphenous Vein with Autologous Tissue Substitute, Open Approach--	
06RR0JZ		Replacement of Right Lesser Saphenous Vein with Synthetic Substitute, Open Approach--	
06RR0KZ		Replacement of Right Lesser Saphenous Vein with Nonautologous Tissue Substitute, Open Approach--	
06RR47Z		Replacement of Right Lesser Saphenous Vein with Autologous Tissue Substitute, Percutaneous Endoscopic Approach--	
06RR4JZ		Replacement of Right Lesser Saphenous Vein with Synthetic Substitute, Percutaneous Endoscopic Approach--	
06RR4KZ		Replacement of Right Lesser Saphenous Vein with Nonautologous Tissue Substitute, Percutaneous Endoscopic Approach--	
06RS07Z		Replacement of Left Lesser Saphenous Vein with Autologous Tissue Substitute, Open Approach--	
06RS0JZ		Replacement of Left Lesser Saphenous Vein with Synthetic Substitute, Open Approach--	
06RS0KZ		Replacement of Left Lesser Saphenous Vein with Nonautologous Tissue Substitute, Open Approach--	
06RS47Z		Replacement of Left Lesser Saphenous Vein with Autologous Tissue Substitute, Percutaneous Endoscopic Approach--	
06RS4JZ		Replacement of Left Lesser Saphenous Vein with Synthetic Substitute, Percutaneous Endoscopic Approach--	
06RS4KZ		Replacement of Left Lesser Saphenous Vein with Nonautologous Tissue Substitute, Percutaneous Endoscopic Approach--	
06RT07Z		Replacement of Right Foot Vein with Autologous Tissue Substitute, Open Approach--	
06RT0JZ		Replacement of Right Foot Vein with Synthetic Substitute, Open Approach--	
06RT0KZ		Replacement of Right Foot Vein with Nonautologous Tissue Substitute, Open Approach--	
06RT47Z		Replacement of Right Foot Vein with Autologous Tissue Substitute, Percutaneous Endoscopic Approach--	
06RT4JZ		Replacement of Right Foot Vein with Synthetic Substitute, Percutaneous Endoscopic Approach--	
06RT4KZ		Replacement of Right Foot Vein with Nonautologous Tissue Substitute, Percutaneous Endoscopic Approach--	
06RV07Z		Replacement of Left Foot Vein with Autologous Tissue Substitute, Open Approach--	
06RV0JZ		Replacement of Left Foot Vein with Synthetic Substitute, Open Approach--	
06RV0KZ		Replacement of Left Foot Vein with Nonautologous Tissue Substitute, Open Approach--	

Appendix A
Comorbid conditions

06RV47Z		Replacement of Left Foot Vein with Autologous Tissue Substitute, Percutaneous Endoscopic Approach--	
06RV4JZ		Replacement of Left Foot Vein with Synthetic Substitute, Percutaneous Endoscopic Approach--	
06RV4KZ		Replacement of Left Foot Vein with Nonautologous Tissue Substitute, Percutaneous Endoscopic Approach--	
06RY07Z		Replacement of Lower Vein with Autologous Tissue Substitute, Open Approach--	
06RY0JZ		Replacement of Lower Vein with Synthetic Substitute, Open Approach--	
06RY0KZ		Replacement of Lower Vein with Nonautologous Tissue Substitute, Open Approach--	
06RY47Z		Replacement of Lower Vein with Autologous Tissue Substitute, Percutaneous Endoscopic Approach--	
06RY4JZ		Replacement of Lower Vein with Synthetic Substitute, Percutaneous Endoscopic Approach--	
06RY4KZ		Replacement of Lower Vein with Nonautologous Tissue Substitute, Percutaneous Endoscopic Approach--	
06S00ZZ		Reposition Inferior Vena Cava, Open Approach--	
06S03ZZ		Reposition Inferior Vena Cava, Percutaneous Approach--	
06S04ZZ		Reposition Inferior Vena Cava, Percutaneous Endoscopic Approach--	
06S10ZZ		Reposition Splenic Vein, Open Approach--	
06S13ZZ		Reposition Splenic Vein, Percutaneous Approach--	
06S14ZZ		Reposition Splenic Vein, Percutaneous Endoscopic Approach--	
06S20ZZ		Reposition Gastric Vein, Open Approach--	
06S23ZZ		Reposition Gastric Vein, Percutaneous Approach--	
06S24ZZ		Reposition Gastric Vein, Percutaneous Endoscopic Approach--	
06S30ZZ		Reposition Esophageal Vein, Open Approach--	
06S33ZZ		Reposition Esophageal Vein, Percutaneous Approach--	
06S34ZZ		Reposition Esophageal Vein, Percutaneous Endoscopic Approach--	
06S40ZZ		Reposition Hepatic Vein, Open Approach--	
06S43ZZ		Reposition Hepatic Vein, Percutaneous Approach--	
06S44ZZ		Reposition Hepatic Vein, Percutaneous Endoscopic Approach--	
06S50ZZ		Reposition Superior Mesenteric Vein, Open Approach--	
06S53ZZ		Reposition Superior Mesenteric Vein, Percutaneous Approach--	
06S54ZZ		Reposition Superior Mesenteric Vein, Percutaneous Endoscopic Approach--	
06S60ZZ		Reposition Inferior Mesenteric Vein, Open Approach--	
06S63ZZ		Reposition Inferior Mesenteric Vein, Percutaneous Approach--	
06S64ZZ		Reposition Inferior Mesenteric Vein, Percutaneous Endoscopic Approach--	
06S70ZZ		Reposition Colic Vein, Open Approach--	
06S73ZZ		Reposition Colic Vein, Percutaneous Approach--	
06S74ZZ		Reposition Colic Vein, Percutaneous Endoscopic Approach--	
06S80ZZ		Reposition Portal Vein, Open Approach--	
06S83ZZ		Reposition Portal Vein, Percutaneous Approach--	
06S84ZZ		Reposition Portal Vein, Percutaneous Endoscopic Approach--	

Appendix A
Comorbid conditions

06S90ZZ		Reposition Right Renal Vein, Open Approach--	
06S93ZZ		Reposition Right Renal Vein, Percutaneous Approach--	
06S94ZZ		Reposition Right Renal Vein, Percutaneous Endoscopic Approach--	
06S80ZZ		Reposition Left Renal Vein, Open Approach--	
06S83ZZ		Reposition Left Renal Vein, Percutaneous Approach--	
06S84ZZ		Reposition Left Renal Vein, Percutaneous Endoscopic Approach--	
06SC0ZZ		Reposition Right Common Iliac Vein, Open Approach--	
06SC3ZZ		Reposition Right Common Iliac Vein, Percutaneous Approach--	
06SC4ZZ		Reposition Right Common Iliac Vein, Percutaneous Endoscopic Approach--	
06SD0ZZ		Reposition Left Common Iliac Vein, Open Approach--	
06SD3ZZ		Reposition Left Common Iliac Vein, Percutaneous Approach--	
06SD4ZZ		Reposition Left Common Iliac Vein, Percutaneous Endoscopic Approach--	
06SF0ZZ		Reposition Right External Iliac Vein, Open Approach--	
06SF3ZZ		Reposition Right External Iliac Vein, Percutaneous Approach--	
06SF4ZZ		Reposition Right External Iliac Vein, Percutaneous Endoscopic Approach--	
06SG0ZZ		Reposition Left External Iliac Vein, Open Approach--	
06SG3ZZ		Reposition Left External Iliac Vein, Percutaneous Approach--	
06SG4ZZ		Reposition Left External Iliac Vein, Percutaneous Endoscopic Approach--	
06SH0ZZ		Reposition Right Hypogastric Vein, Open Approach--	
06SH3ZZ		Reposition Right Hypogastric Vein, Percutaneous Approach--	
06SH4ZZ		Reposition Right Hypogastric Vein, Percutaneous Endoscopic Approach--	
06SJ0ZZ		Reposition Left Hypogastric Vein, Open Approach--	
06SJ3ZZ		Reposition Left Hypogastric Vein, Percutaneous Approach--	
06SJ4ZZ		Reposition Left Hypogastric Vein, Percutaneous Endoscopic Approach--	
06SM0ZZ		Reposition Right Femoral Vein, Open Approach--	
06SM3ZZ		Reposition Right Femoral Vein, Percutaneous Approach--	
06SM4ZZ		Reposition Right Femoral Vein, Percutaneous Endoscopic Approach--	
06SN0ZZ		Reposition Left Femoral Vein, Open Approach--	
06SN3ZZ		Reposition Left Femoral Vein, Percutaneous Approach--	
06SN4ZZ		Reposition Left Femoral Vein, Percutaneous Endoscopic Approach--	
06SP0ZZ		Reposition Right Greater Saphenous Vein, Open Approach--	
06SP3ZZ		Reposition Right Greater Saphenous Vein, Percutaneous Approach--	
06SP4ZZ		Reposition Right Greater Saphenous Vein, Percutaneous Endoscopic Approach--	
06SQ0ZZ		Reposition Left Greater Saphenous Vein, Open Approach--	
06SQ3ZZ		Reposition Left Greater Saphenous Vein, Percutaneous Approach--	
06SQ4ZZ		Reposition Left Greater Saphenous Vein, Percutaneous Endoscopic Approach--	
06SR0ZZ		Reposition Right Lesser Saphenous Vein, Open Approach--	

Appendix A
Comorbid conditions

06SR3ZZ		Reposition Right Lesser Saphenous Vein, Percutaneous Approach--	
06SR4ZZ		Reposition Right Lesser Saphenous Vein, Percutaneous Endoscopic Approach--	
06SS0ZZ		Reposition Left Lesser Saphenous Vein, Open Approach--	
06SS3ZZ		Reposition Left Lesser Saphenous Vein, Percutaneous Approach--	
06SS4ZZ		Reposition Left Lesser Saphenous Vein, Percutaneous Endoscopic Approach--	
06ST0ZZ		Reposition Right Foot Vein, Open Approach--	
06ST3ZZ		Reposition Right Foot Vein, Percutaneous Approach--	
06ST4ZZ		Reposition Right Foot Vein, Percutaneous Endoscopic Approach--	
06SV0ZZ		Reposition Left Foot Vein, Open Approach--	
06SV3ZZ		Reposition Left Foot Vein, Percutaneous Approach--	
06SV4ZZ		Reposition Left Foot Vein, Percutaneous Endoscopic Approach--	
06SY0ZZ		Reposition Lower Vein, Open Approach--	
06SY3ZZ		Reposition Lower Vein, Percutaneous Approach--	
06SY4ZZ		Reposition Lower Vein, Percutaneous Endoscopic Approach--	
06U007Z		Supplement Inferior Vena Cava with Autologous Tissue Substitute, Open Approach--	
06U00JZ		Supplement Inferior Vena Cava with Synthetic Substitute, Open Approach--	
06U00KZ		Supplement Inferior Vena Cava with Nonautologous Tissue Substitute, Open Approach--	
06U037Z		Supplement Inferior Vena Cava with Autologous Tissue Substitute, Percutaneous Approach--	
06U03JZ		Supplement Inferior Vena Cava with Synthetic Substitute, Percutaneous Approach--	
06U03KZ		Supplement Inferior Vena Cava with Nonautologous Tissue Substitute, Percutaneous Approach--	
06U047Z		Supplement Inferior Vena Cava with Autologous Tissue Substitute, Percutaneous Endoscopic Approach--	
06U04JZ		Supplement Inferior Vena Cava with Synthetic Substitute, Percutaneous Endoscopic Approach--	
06U04KZ		Supplement Inferior Vena Cava with Nonautologous Tissue Substitute, Percutaneous Endoscopic Approach--	
06U107Z		Supplement Splenic Vein with Autologous Tissue Substitute, Open Approach--	
06U10JZ		Supplement Splenic Vein with Synthetic Substitute, Open Approach--	
06U10KZ		Supplement Splenic Vein with Nonautologous Tissue Substitute, Open Approach--	
06U137Z		Supplement Splenic Vein with Autologous Tissue Substitute, Percutaneous Approach--	
06U13JZ		Supplement Splenic Vein with Synthetic Substitute, Percutaneous Approach--	
06U13KZ		Supplement Splenic Vein with Nonautologous Tissue Substitute, Percutaneous Approach--	
06U147Z		Supplement Splenic Vein with Autologous Tissue Substitute, Percutaneous Endoscopic Approach--	
06U14JZ		Supplement Splenic Vein with Synthetic Substitute, Percutaneous Endoscopic Approach--	
06U14KZ		Supplement Splenic Vein with Nonautologous Tissue Substitute, Percutaneous Endoscopic Approach--	

Appendix A
Comorbid conditions

06U207Z		Supplement Gastric Vein with Autologous Tissue Substitute, Open Approach--	
06U20JZ		Supplement Gastric Vein with Synthetic Substitute, Open Approach--	
06U20KZ		Supplement Gastric Vein with Nonautologous Tissue Substitute, Open Approach--	
06U237Z		Supplement Gastric Vein with Autologous Tissue Substitute, Percutaneous Approach--	
06U23JZ		Supplement Gastric Vein with Synthetic Substitute, Percutaneous Approach--	
06U23KZ		Supplement Gastric Vein with Nonautologous Tissue Substitute, Percutaneous Approach--	
06U247Z		Supplement Gastric Vein with Autologous Tissue Substitute, Percutaneous Endoscopic Approach--	
06U24JZ		Supplement Gastric Vein with Synthetic Substitute, Percutaneous Endoscopic Approach--	
06U24KZ		Supplement Gastric Vein with Nonautologous Tissue Substitute, Percutaneous Endoscopic Approach--	
06U307Z		Supplement Esophageal Vein with Autologous Tissue Substitute, Open Approach--	
06U30JZ		Supplement Esophageal Vein with Synthetic Substitute, Open Approach--	
06U30KZ		Supplement Esophageal Vein with Nonautologous Tissue Substitute, Open Approach--	
06U337Z		Supplement Esophageal Vein with Autologous Tissue Substitute, Percutaneous Approach--	
06U33JZ		Supplement Esophageal Vein with Synthetic Substitute, Percutaneous Approach--	
06U33KZ		Supplement Esophageal Vein with Nonautologous Tissue Substitute, Percutaneous Approach--	
06U347Z		Supplement Esophageal Vein with Autologous Tissue Substitute, Percutaneous Endoscopic Approach--	
06U34JZ		Supplement Esophageal Vein with Synthetic Substitute, Percutaneous Endoscopic Approach--	
06U34KZ		Supplement Esophageal Vein with Nonautologous Tissue Substitute, Percutaneous Endoscopic Approach--	
06U407Z		Supplement Hepatic Vein with Autologous Tissue Substitute, Open Approach--	
06U40JZ		Supplement Hepatic Vein with Synthetic Substitute, Open Approach--	
06U40KZ		Supplement Hepatic Vein with Nonautologous Tissue Substitute, Open Approach--	
06U437Z		Supplement Hepatic Vein with Autologous Tissue Substitute, Percutaneous Approach--	
06U43JZ		Supplement Hepatic Vein with Synthetic Substitute, Percutaneous Approach--	
06U43KZ		Supplement Hepatic Vein with Nonautologous Tissue Substitute, Percutaneous Approach--	
06U447Z		Supplement Hepatic Vein with Autologous Tissue Substitute, Percutaneous Endoscopic Approach--	
06U44JZ		Supplement Hepatic Vein with Synthetic Substitute, Percutaneous Endoscopic Approach--	
06U44KZ		Supplement Hepatic Vein with Nonautologous Tissue Substitute, Percutaneous Endoscopic Approach--	
06U507Z		Supplement Superior Mesenteric Vein with Autologous Tissue Substitute, Open Approach--	
06U50JZ		Supplement Superior Mesenteric Vein with Synthetic Substitute, Open Approach--	

Appendix A
Comorbid conditions

06U50KZ		Supplement Superior Mesenteric Vein with Nonautologous Tissue Substitute, Open Approach--	
06U537Z		Supplement Superior Mesenteric Vein with Autologous Tissue Substitute, Percutaneous Approach--	
06U53JZ		Supplement Superior Mesenteric Vein with Synthetic Substitute, Percutaneous Approach--	
06U53KZ		Supplement Superior Mesenteric Vein with Nonautologous Tissue Substitute, Percutaneous Approach--	
06U547Z		Supplement Superior Mesenteric Vein with Autologous Tissue Substitute, Percutaneous Endoscopic Approach--	
06U54JZ		Supplement Superior Mesenteric Vein with Synthetic Substitute, Percutaneous Endoscopic Approach--	
06U54KZ		Supplement Superior Mesenteric Vein with Nonautologous Tissue Substitute, Percutaneous Endoscopic Approach--	
06U607Z		Supplement Inferior Mesenteric Vein with Autologous Tissue Substitute, Open Approach--	
06U60JZ		Supplement Inferior Mesenteric Vein with Synthetic Substitute, Open Approach--	
06U60KZ		Supplement Inferior Mesenteric Vein with Nonautologous Tissue Substitute, Open Approach--	
06U637Z		Supplement Inferior Mesenteric Vein with Autologous Tissue Substitute, Percutaneous Approach--	
06U63JZ		Supplement Inferior Mesenteric Vein with Synthetic Substitute, Percutaneous Approach--	
06U63KZ		Supplement Inferior Mesenteric Vein with Nonautologous Tissue Substitute, Percutaneous Approach--	
06U647Z		Supplement Inferior Mesenteric Vein with Autologous Tissue Substitute, Percutaneous Endoscopic Approach--	
06U64JZ		Supplement Inferior Mesenteric Vein with Synthetic Substitute, Percutaneous Endoscopic Approach--	
06U64KZ		Supplement Inferior Mesenteric Vein with Nonautologous Tissue Substitute, Percutaneous Endoscopic Approach--	
06U707Z		Supplement Colic Vein with Autologous Tissue Substitute, Open Approach--	
06U70JZ		Supplement Colic Vein with Synthetic Substitute, Open Approach--	
06U70KZ		Supplement Colic Vein with Nonautologous Tissue Substitute, Open Approach--	
06U737Z		Supplement Colic Vein with Autologous Tissue Substitute, Percutaneous Approach--	
06U73JZ		Supplement Colic Vein with Synthetic Substitute, Percutaneous Approach--	
06U73KZ		Supplement Colic Vein with Nonautologous Tissue Substitute, Percutaneous Approach--	
06U747Z		Supplement Colic Vein with Autologous Tissue Substitute, Percutaneous Endoscopic Approach--	
06U74JZ		Supplement Colic Vein with Synthetic Substitute, Percutaneous Endoscopic Approach--	
06U74KZ		Supplement Colic Vein with Nonautologous Tissue Substitute, Percutaneous Endoscopic Approach--	
06U807Z		Supplement Portal Vein with Autologous Tissue Substitute, Open Approach--	
06U80JZ		Supplement Portal Vein with Synthetic Substitute, Open Approach--	
06U80KZ		Supplement Portal Vein with Nonautologous Tissue Substitute, Open Approach--	
06U837Z		Supplement Portal Vein with Autologous Tissue Substitute, Percutaneous Approach--	

Appendix A
Comorbid conditions

06U83JZ		Supplement Portal Vein with Synthetic Substitute, Percutaneous Approach--	
06U83KZ		Supplement Portal Vein with Nonautologous Tissue Substitute, Percutaneous Approach--	
06U847Z		Supplement Portal Vein with Autologous Tissue Substitute, Percutaneous Endoscopic Approach--	
06U84JZ		Supplement Portal Vein with Synthetic Substitute, Percutaneous Endoscopic Approach--	
06U84KZ		Supplement Portal Vein with Nonautologous Tissue Substitute, Percutaneous Endoscopic Approach--	
06U907Z		Supplement Right Renal Vein with Autologous Tissue Substitute, Open Approach--	
06U90JZ		Supplement Right Renal Vein with Synthetic Substitute, Open Approach--	
06U90KZ		Supplement Right Renal Vein with Nonautologous Tissue Substitute, Open Approach--	
06U937Z		Supplement Right Renal Vein with Autologous Tissue Substitute, Percutaneous Approach--	
06U93JZ		Supplement Right Renal Vein with Synthetic Substitute, Percutaneous Approach--	
06U93KZ		Supplement Right Renal Vein with Nonautologous Tissue Substitute, Percutaneous Approach--	
06U947Z		Supplement Right Renal Vein with Autologous Tissue Substitute, Percutaneous Endoscopic Approach--	
06U94JZ		Supplement Right Renal Vein with Synthetic Substitute, Percutaneous Endoscopic Approach--	
06U94KZ		Supplement Right Renal Vein with Nonautologous Tissue Substitute, Percutaneous Endoscopic Approach--	
06UB07Z		Supplement Left Renal Vein with Autologous Tissue Substitute, Open Approach--	
06UB0JZ		Supplement Left Renal Vein with Synthetic Substitute, Open Approach--	
06UB0KZ		Supplement Left Renal Vein with Nonautologous Tissue Substitute, Open Approach--	
06UB37Z		Supplement Left Renal Vein with Autologous Tissue Substitute, Percutaneous Approach--	
06UB3JZ		Supplement Left Renal Vein with Synthetic Substitute, Percutaneous Approach--	
06UB3KZ		Supplement Left Renal Vein with Nonautologous Tissue Substitute, Percutaneous Approach--	
06UB47Z		Supplement Left Renal Vein with Autologous Tissue Substitute, Percutaneous Endoscopic Approach--	
06UB4JZ		Supplement Left Renal Vein with Synthetic Substitute, Percutaneous Endoscopic Approach--	
06UB4KZ		Supplement Left Renal Vein with Nonautologous Tissue Substitute, Percutaneous Endoscopic Approach--	
06UC07Z		Supplement Right Common Iliac Vein with Autologous Tissue Substitute, Open Approach--	
06UC0JZ		Supplement Right Common Iliac Vein with Synthetic Substitute, Open Approach--	
06UC0KZ		Supplement Right Common Iliac Vein with Nonautologous Tissue Substitute, Open Approach--	
06UC37Z		Supplement Right Common Iliac Vein with Autologous Tissue Substitute, Percutaneous Approach--	
06UC3JZ		Supplement Right Common Iliac Vein with Synthetic Substitute, Percutaneous Approach--	
06UC3KZ		Supplement Right Common Iliac Vein with Nonautologous Tissue Substitute, Percutaneous Approach--	

Appendix A
Comorbid conditions

06UC47Z		Supplement Right Common Iliac Vein with Autologous Tissue Substitute, Percutaneous Endoscopic Approach--	
06UC4JZ		Supplement Right Common Iliac Vein with Synthetic Substitute, Percutaneous Endoscopic Approach--	
06UC4KZ		Supplement Right Common Iliac Vein with Nonautologous Tissue Substitute, Percutaneous Endoscopic Approach--	
06UD07Z		Supplement Left Common Iliac Vein with Autologous Tissue Substitute, Open Approach--	
06UD0JZ		Supplement Left Common Iliac Vein with Synthetic Substitute, Open Approach--	
06UD0KZ		Supplement Left Common Iliac Vein with Nonautologous Tissue Substitute, Open Approach--	
06UD37Z		Supplement Left Common Iliac Vein with Autologous Tissue Substitute, Percutaneous Approach--	
06UD3JZ		Supplement Left Common Iliac Vein with Synthetic Substitute, Percutaneous Approach--	
06UD3KZ		Supplement Left Common Iliac Vein with Nonautologous Tissue Substitute, Percutaneous Approach--	
06UD47Z		Supplement Left Common Iliac Vein with Autologous Tissue Substitute, Percutaneous Endoscopic Approach--	
06UD4JZ		Supplement Left Common Iliac Vein with Synthetic Substitute, Percutaneous Endoscopic Approach--	
06UD4KZ		Supplement Left Common Iliac Vein with Nonautologous Tissue Substitute, Percutaneous Endoscopic Approach--	
06UF07Z		Supplement Right External Iliac Vein with Autologous Tissue Substitute, Open Approach--	
06UF0JZ		Supplement Right External Iliac Vein with Synthetic Substitute, Open Approach--	
06UF0KZ		Supplement Right External Iliac Vein with Nonautologous Tissue Substitute, Open Approach--	
06UF37Z		Supplement Right External Iliac Vein with Autologous Tissue Substitute, Percutaneous Approach--	
06UF3JZ		Supplement Right External Iliac Vein with Synthetic Substitute, Percutaneous Approach--	
06UF3KZ		Supplement Right External Iliac Vein with Nonautologous Tissue Substitute, Percutaneous Approach--	
06UF47Z		Supplement Right External Iliac Vein with Autologous Tissue Substitute, Percutaneous Endoscopic Approach--	
06UF4JZ		Supplement Right External Iliac Vein with Synthetic Substitute, Percutaneous Endoscopic Approach--	
06UF4KZ		Supplement Right External Iliac Vein with Nonautologous Tissue Substitute, Percutaneous Endoscopic Approach--	
06UG07Z		Supplement Left External Iliac Vein with Autologous Tissue Substitute, Open Approach--	
06UG0JZ		Supplement Left External Iliac Vein with Synthetic Substitute, Open Approach--	
06UG0KZ		Supplement Left External Iliac Vein with Nonautologous Tissue Substitute, Open Approach--	
06UG37Z		Supplement Left External Iliac Vein with Autologous Tissue Substitute, Percutaneous Approach--	
06UG3JZ		Supplement Left External Iliac Vein with Synthetic Substitute, Percutaneous Approach--	
06UG3KZ		Supplement Left External Iliac Vein with Nonautologous Tissue Substitute, Percutaneous Approach--	
06UG47Z		Supplement Left External Iliac Vein with Autologous Tissue Substitute, Percutaneous Endoscopic Approach--	
06UG4JZ		Supplement Left External Iliac Vein with Synthetic Substitute, Percutaneous Endoscopic Approach--	

Appendix A
Comorbid conditions

06UG4KZ		Supplement Left External Iliac Vein with Nonautologous Tissue Substitute, Percutaneous Endoscopic Approach--	
06UH07Z		Supplement Right Hypogastric Vein with Autologous Tissue Substitute, Open Approach--	
06UH0JZ		Supplement Right Hypogastric Vein with Synthetic Substitute, Open Approach--	
06UH0KZ		Supplement Right Hypogastric Vein with Nonautologous Tissue Substitute, Open Approach--	
06UH37Z		Supplement Right Hypogastric Vein with Autologous Tissue Substitute, Percutaneous Approach--	
06UH3JZ		Supplement Right Hypogastric Vein with Synthetic Substitute, Percutaneous Approach--	
06UH3KZ		Supplement Right Hypogastric Vein with Nonautologous Tissue Substitute, Percutaneous Approach--	
06UH47Z		Supplement Right Hypogastric Vein with Autologous Tissue Substitute, Percutaneous Endoscopic Approach--	
06UH4JZ		Supplement Right Hypogastric Vein with Synthetic Substitute, Percutaneous Endoscopic Approach--	
06UH4KZ		Supplement Right Hypogastric Vein with Nonautologous Tissue Substitute, Percutaneous Endoscopic Approach--	
06UJ07Z		Supplement Left Hypogastric Vein with Autologous Tissue Substitute, Open Approach--	
06UJ0JZ		Supplement Left Hypogastric Vein with Synthetic Substitute, Open Approach--	
06UJ0KZ		Supplement Left Hypogastric Vein with Nonautologous Tissue Substitute, Open Approach--	
06UJ37Z		Supplement Left Hypogastric Vein with Autologous Tissue Substitute, Percutaneous Approach--	
06UJ3JZ		Supplement Left Hypogastric Vein with Synthetic Substitute, Percutaneous Approach--	
06UJ3KZ		Supplement Left Hypogastric Vein with Nonautologous Tissue Substitute, Percutaneous Approach--	
06UJ47Z		Supplement Left Hypogastric Vein with Autologous Tissue Substitute, Percutaneous Endoscopic Approach--	
06UJ4JZ		Supplement Left Hypogastric Vein with Synthetic Substitute, Percutaneous Endoscopic Approach--	
06UJ4KZ		Supplement Left Hypogastric Vein with Nonautologous Tissue Substitute, Percutaneous Endoscopic Approach--	
06UM07Z		Supplement Right Femoral Vein with Autologous Tissue Substitute, Open Approach--	
06UM0JZ		Supplement Right Femoral Vein with Synthetic Substitute, Open Approach--	
06UM0KZ		Supplement Right Femoral Vein with Nonautologous Tissue Substitute, Open Approach--	
06UM37Z		Supplement Right Femoral Vein with Autologous Tissue Substitute, Percutaneous Approach--	
06UM3JZ		Supplement Right Femoral Vein with Synthetic Substitute, Percutaneous Approach--	
06UM3KZ		Supplement Right Femoral Vein with Nonautologous Tissue Substitute, Percutaneous Approach--	
06UM47Z		Supplement Right Femoral Vein with Autologous Tissue Substitute, Percutaneous Endoscopic Approach--	
06UM4JZ		Supplement Right Femoral Vein with Synthetic Substitute, Percutaneous Endoscopic Approach--	
06UM4KZ		Supplement Right Femoral Vein with Nonautologous Tissue Substitute, Percutaneous Endoscopic Approach--	
06UN07Z		Supplement Left Femoral Vein with Autologous Tissue Substitute, Open Approach--	

Appendix A
Comorbid conditions

06UN0JZ		Supplement Left Femoral Vein with Synthetic Substitute, Open Approach--	
06UN0KZ		Supplement Left Femoral Vein with Nonautologous Tissue Substitute, Open Approach--	
06UN37Z		Supplement Left Femoral Vein with Autologous Tissue Substitute, Percutaneous Approach--	
06UN3JZ		Supplement Left Femoral Vein with Synthetic Substitute, Percutaneous Approach--	
06UN3KZ		Supplement Left Femoral Vein with Nonautologous Tissue Substitute, Percutaneous Approach--	
06UN47Z		Supplement Left Femoral Vein with Autologous Tissue Substitute, Percutaneous Endoscopic Approach--	
06UN4JZ		Supplement Left Femoral Vein with Synthetic Substitute, Percutaneous Endoscopic Approach--	
06UN4KZ		Supplement Left Femoral Vein with Nonautologous Tissue Substitute, Percutaneous Endoscopic Approach--	
06UP07Z		Supplement Right Greater Saphenous Vein with Autologous Tissue Substitute, Open Approach--	
06UP0JZ		Supplement Right Greater Saphenous Vein with Synthetic Substitute, Open Approach--	
06UP0KZ		Supplement Right Greater Saphenous Vein with Nonautologous Tissue Substitute, Open Approach--	
06UP37Z		Supplement Right Greater Saphenous Vein with Autologous Tissue Substitute, Percutaneous Approach--	
06UP3JZ		Supplement Right Greater Saphenous Vein with Synthetic Substitute, Percutaneous Approach--	
06UP3KZ		Supplement Right Greater Saphenous Vein with Nonautologous Tissue Substitute, Percutaneous Approach--	
06UP47Z		Supplement Right Greater Saphenous Vein with Autologous Tissue Substitute, Percutaneous Endoscopic Approach--	
06UP4JZ		Supplement Right Greater Saphenous Vein with Synthetic Substitute, Percutaneous Endoscopic Approach--	
06UP4KZ		Supplement Right Greater Saphenous Vein with Nonautologous Tissue Substitute, Percutaneous Endoscopic Approach--	
06UQ07Z		Supplement Left Greater Saphenous Vein with Autologous Tissue Substitute, Open Approach--	
06UQ0JZ		Supplement Left Greater Saphenous Vein with Synthetic Substitute, Open Approach--	
06UQ0KZ		Supplement Left Greater Saphenous Vein with Nonautologous Tissue Substitute, Open Approach--	
06UQ37Z		Supplement Left Greater Saphenous Vein with Autologous Tissue Substitute, Percutaneous Approach--	
06UQ3JZ		Supplement Left Greater Saphenous Vein with Synthetic Substitute, Percutaneous Approach--	
06UQ3KZ		Supplement Left Greater Saphenous Vein with Nonautologous Tissue Substitute, Percutaneous Approach--	
06UQ47Z		Supplement Left Greater Saphenous Vein with Autologous Tissue Substitute, Percutaneous Endoscopic Approach--	
06UQ4JZ		Supplement Left Greater Saphenous Vein with Synthetic Substitute, Percutaneous Endoscopic Approach--	
06UQ4KZ		Supplement Left Greater Saphenous Vein with Nonautologous Tissue Substitute, Percutaneous Endoscopic Approach--	
06UR07Z		Supplement Right Lesser Saphenous Vein with Autologous Tissue Substitute, Open Approach--	
06UR0JZ		Supplement Right Lesser Saphenous Vein with Synthetic Substitute, Open Approach--	

Appendix A
Comorbid conditions

06UR0KZ		Supplement Right Lesser Saphenous Vein with Nonautologous Tissue Substitute, Open Approach--	
06UR37Z		Supplement Right Lesser Saphenous Vein with Autologous Tissue Substitute, Percutaneous Approach--	
06UR3JZ		Supplement Right Lesser Saphenous Vein with Synthetic Substitute, Percutaneous Approach--	
06UR3KZ		Supplement Right Lesser Saphenous Vein with Nonautologous Tissue Substitute, Percutaneous Approach--	
06UR47Z		Supplement Right Lesser Saphenous Vein with Autologous Tissue Substitute, Percutaneous Endoscopic Approach--	
06UR4JZ		Supplement Right Lesser Saphenous Vein with Synthetic Substitute, Percutaneous Endoscopic Approach--	
06UR4KZ		Supplement Right Lesser Saphenous Vein with Nonautologous Tissue Substitute, Percutaneous Endoscopic Approach--	
06US07Z		Supplement Left Lesser Saphenous Vein with Autologous Tissue Substitute, Open Approach--	
06US0JZ		Supplement Left Lesser Saphenous Vein with Synthetic Substitute, Open Approach--	
06US0KZ		Supplement Left Lesser Saphenous Vein with Nonautologous Tissue Substitute, Open Approach--	
06US37Z		Supplement Left Lesser Saphenous Vein with Autologous Tissue Substitute, Percutaneous Approach--	
06US3JZ		Supplement Left Lesser Saphenous Vein with Synthetic Substitute, Percutaneous Approach--	
06US3KZ		Supplement Left Lesser Saphenous Vein with Nonautologous Tissue Substitute, Percutaneous Approach--	
06US47Z		Supplement Left Lesser Saphenous Vein with Autologous Tissue Substitute, Percutaneous Endoscopic Approach--	
06US4JZ		Supplement Left Lesser Saphenous Vein with Synthetic Substitute, Percutaneous Endoscopic Approach--	
06US4KZ		Supplement Left Lesser Saphenous Vein with Nonautologous Tissue Substitute, Percutaneous Endoscopic Approach--	
06UT07Z		Supplement Right Foot Vein with Autologous Tissue Substitute, Open Approach--	
06UT0JZ		Supplement Right Foot Vein with Synthetic Substitute, Open Approach--	
06UT0KZ		Supplement Right Foot Vein with Nonautologous Tissue Substitute, Open Approach--	
06UT37Z		Supplement Right Foot Vein with Autologous Tissue Substitute, Percutaneous Approach--	
06UT3JZ		Supplement Right Foot Vein with Synthetic Substitute, Percutaneous Approach--	
06UT3KZ		Supplement Right Foot Vein with Nonautologous Tissue Substitute, Percutaneous Approach--	
06UT47Z		Supplement Right Foot Vein with Autologous Tissue Substitute, Percutaneous Endoscopic Approach--	
06UT4JZ		Supplement Right Foot Vein with Synthetic Substitute, Percutaneous Endoscopic Approach--	
06UT4KZ		Supplement Right Foot Vein with Nonautologous Tissue Substitute, Percutaneous Endoscopic Approach--	
06UV07Z		Supplement Left Foot Vein with Autologous Tissue Substitute, Open Approach--	
06UV0JZ		Supplement Left Foot Vein with Synthetic Substitute, Open Approach--	
06UV0KZ		Supplement Left Foot Vein with Nonautologous Tissue Substitute, Open Approach--	

Appendix A
Comorbid conditions

06UV37Z		Supplement Left Foot Vein with Autologous Tissue Substitute, Percutaneous Approach--	
06UV3JZ		Supplement Left Foot Vein with Synthetic Substitute, Percutaneous Approach--	
06UV3KZ		Supplement Left Foot Vein with Nonautologous Tissue Substitute, Percutaneous Approach--	
06UV47Z		Supplement Left Foot Vein with Autologous Tissue Substitute, Percutaneous Endoscopic Approach--	
06UV4JZ		Supplement Left Foot Vein with Synthetic Substitute, Percutaneous Endoscopic Approach--	
06UV4KZ		Supplement Left Foot Vein with Nonautologous Tissue Substitute, Percutaneous Endoscopic Approach--	
06UY07Z		Supplement Lower Vein with Autologous Tissue Substitute, Open Approach--	
06UY0JZ		Supplement Lower Vein with Synthetic Substitute, Open Approach--	
06UY0KZ		Supplement Lower Vein with Nonautologous Tissue Substitute, Open Approach--	
06UY37Z		Supplement Lower Vein with Autologous Tissue Substitute, Percutaneous Approach--	
06UY3JZ		Supplement Lower Vein with Synthetic Substitute, Percutaneous Approach--	
06UY3KZ		Supplement Lower Vein with Nonautologous Tissue Substitute, Percutaneous Approach--	
06UY47Z		Supplement Lower Vein with Autologous Tissue Substitute, Percutaneous Endoscopic Approach--	
06UY4JZ		Supplement Lower Vein with Synthetic Substitute, Percutaneous Endoscopic Approach--	
06UY4KZ		Supplement Lower Vein with Nonautologous Tissue Substitute, Percutaneous Endoscopic Approach--	
06V10CZ		Restriction of Splenic Vein with Extraluminal Device, Open Approach--	
06V10ZZ		Restriction of Splenic Vein, Open Approach--	
06V13CZ		Restriction of Splenic Vein with Extraluminal Device, Percutaneous Approach--	
06V14CZ		Restriction of Splenic Vein with Extraluminal Device, Percutaneous Endoscopic Approach--	
06V14ZZ		Restriction of Splenic Vein, Percutaneous Endoscopic Approach--	
06V20CZ		Restriction of Gastric Vein with Extraluminal Device, Open Approach--	
06V20ZZ		Restriction of Gastric Vein, Open Approach--	
06V23CZ		Restriction of Gastric Vein with Extraluminal Device, Percutaneous Approach--	
06V24CZ		Restriction of Gastric Vein with Extraluminal Device, Percutaneous Endoscopic Approach--	
06V24ZZ		Restriction of Gastric Vein, Percutaneous Endoscopic Approach--	
06V30CZ		Restriction of Esophageal Vein with Extraluminal Device, Open Approach--	
06V30ZZ		Restriction of Esophageal Vein, Open Approach--	
06V33CZ		Restriction of Esophageal Vein with Extraluminal Device, Percutaneous Approach--	
06V34CZ		Restriction of Esophageal Vein with Extraluminal Device, Percutaneous Endoscopic Approach--	
06V34ZZ		Restriction of Esophageal Vein, Percutaneous Endoscopic Approach--	

Appendix A
Comorbid conditions

06V40CZ		Restriction of Hepatic Vein with Extraluminal Device, Open Approach--	
06V40ZZ		Restriction of Hepatic Vein, Open Approach--	
06V43CZ		Restriction of Hepatic Vein with Extraluminal Device, Percutaneous Approach--	
06V44CZ		Restriction of Hepatic Vein with Extraluminal Device, Percutaneous Endoscopic Approach--	
06V44ZZ		Restriction of Hepatic Vein, Percutaneous Endoscopic Approach--	
06V50CZ		Restriction of Superior Mesenteric Vein with Extraluminal Device, Open Approach--	
06V50ZZ		Restriction of Superior Mesenteric Vein, Open Approach--	
06V53CZ		Restriction of Superior Mesenteric Vein with Extraluminal Device, Percutaneous Approach--	
06V54CZ		Restriction of Superior Mesenteric Vein with Extraluminal Device, Percutaneous Endoscopic Approach--	
06V54ZZ		Restriction of Superior Mesenteric Vein, Percutaneous Endoscopic Approach--	
06V60CZ		Restriction of Inferior Mesenteric Vein with Extraluminal Device, Open Approach--	
06V60ZZ		Restriction of Inferior Mesenteric Vein, Open Approach--	
06V63CZ		Restriction of Inferior Mesenteric Vein with Extraluminal Device, Percutaneous Approach--	
06V64CZ		Restriction of Inferior Mesenteric Vein with Extraluminal Device, Percutaneous Endoscopic Approach--	
06V64ZZ		Restriction of Inferior Mesenteric Vein, Percutaneous Endoscopic Approach--	
06V70CZ		Restriction of Colic Vein with Extraluminal Device, Open Approach--	
06V70ZZ		Restriction of Colic Vein, Open Approach--	
06V73CZ		Restriction of Colic Vein with Extraluminal Device, Percutaneous Approach--	
06V74CZ		Restriction of Colic Vein with Extraluminal Device, Percutaneous Endoscopic Approach--	
06V74ZZ		Restriction of Colic Vein, Percutaneous Endoscopic Approach--	
06V80CZ		Restriction of Portal Vein with Extraluminal Device, Open Approach--	
06V80ZZ		Restriction of Portal Vein, Open Approach--	
06V83CZ		Restriction of Portal Vein with Extraluminal Device, Percutaneous Approach--	
06V84CZ		Restriction of Portal Vein with Extraluminal Device, Percutaneous Endoscopic Approach--	
06V84ZZ		Restriction of Portal Vein, Percutaneous Endoscopic Approach--	
06V90CZ		Restriction of Right Renal Vein with Extraluminal Device, Open Approach--	
06V90ZZ		Restriction of Right Renal Vein, Open Approach--	
06V93CZ		Restriction of Right Renal Vein with Extraluminal Device, Percutaneous Approach--	
06V94CZ		Restriction of Right Renal Vein with Extraluminal Device, Percutaneous Endoscopic Approach--	
06V94ZZ		Restriction of Right Renal Vein, Percutaneous Endoscopic Approach--	
06VB0CZ		Restriction of Left Renal Vein with Extraluminal Device, Open Approach--	
06VB0ZZ		Restriction of Left Renal Vein, Open Approach--	

Appendix A
Comorbid conditions

06VB3CZ		Restriction of Left Renal Vein with Extraluminal Device, Percutaneous Approach--	
06VB4CZ		Restriction of Left Renal Vein with Extraluminal Device, Percutaneous Endoscopic Approach--	
06VB4ZZ		Restriction of Left Renal Vein, Percutaneous Endoscopic Approach--	
06VC0CZ		Restriction of Right Common Iliac Vein with Extraluminal Device, Open Approach--	
06VC0ZZ		Restriction of Right Common Iliac Vein, Open Approach--	
06VC3CZ		Restriction of Right Common Iliac Vein with Extraluminal Device, Percutaneous Approach--	
06VC4CZ		Restriction of Right Common Iliac Vein with Extraluminal Device, Percutaneous Endoscopic Approach--	
06VC4ZZ		Restriction of Right Common Iliac Vein, Percutaneous Endoscopic Approach--	
06VD0CZ		Restriction of Left Common Iliac Vein with Extraluminal Device, Open Approach--	
06VD0ZZ		Restriction of Left Common Iliac Vein, Open Approach--	
06VD3CZ		Restriction of Left Common Iliac Vein with Extraluminal Device, Percutaneous Approach--	
06VD4CZ		Restriction of Left Common Iliac Vein with Extraluminal Device, Percutaneous Endoscopic Approach--	
06VD4ZZ		Restriction of Left Common Iliac Vein, Percutaneous Endoscopic Approach--	
06VF0CZ		Restriction of Right External Iliac Vein with Extraluminal Device, Open Approach--	
06VF0ZZ		Restriction of Right External Iliac Vein, Open Approach--	
06VF3CZ		Restriction of Right External Iliac Vein with Extraluminal Device, Percutaneous Approach--	
06VF4CZ		Restriction of Right External Iliac Vein with Extraluminal Device, Percutaneous Endoscopic Approach--	
06VF4ZZ		Restriction of Right External Iliac Vein, Percutaneous Endoscopic Approach--	
06VG0CZ		Restriction of Left External Iliac Vein with Extraluminal Device, Open Approach--	
06VG0ZZ		Restriction of Left External Iliac Vein, Open Approach--	
06VG3CZ		Restriction of Left External Iliac Vein with Extraluminal Device, Percutaneous Approach--	
06VG4CZ		Restriction of Left External Iliac Vein with Extraluminal Device, Percutaneous Endoscopic Approach--	
06VG4ZZ		Restriction of Left External Iliac Vein, Percutaneous Endoscopic Approach--	
06VH0CZ		Restriction of Right Hypogastric Vein with Extraluminal Device, Open Approach--	
06VH0ZZ		Restriction of Right Hypogastric Vein, Open Approach--	
06VH3CZ		Restriction of Right Hypogastric Vein with Extraluminal Device, Percutaneous Approach--	
06VH4CZ		Restriction of Right Hypogastric Vein with Extraluminal Device, Percutaneous Endoscopic Approach--	
06VH4ZZ		Restriction of Right Hypogastric Vein, Percutaneous Endoscopic Approach--	
06VJ0CZ		Restriction of Left Hypogastric Vein with Extraluminal Device, Open Approach--	
06VJ0ZZ		Restriction of Left Hypogastric Vein, Open Approach--	
06VJ3CZ		Restriction of Left Hypogastric Vein with Extraluminal Device, Percutaneous Approach--	
06VJ4CZ		Restriction of Left Hypogastric Vein with Extraluminal Device, Percutaneous Endoscopic Approach--	

Appendix A
Comorbid conditions

06VJ4ZZ		Restriction of Left Hypogastric Vein, Percutaneous Endoscopic Approach--	
06VM0CZ		Restriction of Right Femoral Vein with Extraluminal Device, Open Approach--	
06VM0ZZ		Restriction of Right Femoral Vein, Open Approach--	
06VM3CZ		Restriction of Right Femoral Vein with Extraluminal Device, Percutaneous Approach--	
06VM4CZ		Restriction of Right Femoral Vein with Extraluminal Device, Percutaneous Endoscopic Approach--	
06VM4ZZ		Restriction of Right Femoral Vein, Percutaneous Endoscopic Approach--	
06VN0CZ		Restriction of Left Femoral Vein with Extraluminal Device, Open Approach--	
06VN0ZZ		Restriction of Left Femoral Vein, Open Approach--	
06VN3CZ		Restriction of Left Femoral Vein with Extraluminal Device, Percutaneous Approach--	
06VN4CZ		Restriction of Left Femoral Vein with Extraluminal Device, Percutaneous Endoscopic Approach--	
06VN4ZZ		Restriction of Left Femoral Vein, Percutaneous Endoscopic Approach--	
06VP0CZ		Restriction of Right Greater Saphenous Vein with Extraluminal Device, Open Approach--	
06VP0ZZ		Restriction of Right Greater Saphenous Vein, Open Approach--	
06VP3CZ		Restriction of Right Greater Saphenous Vein with Extraluminal Device, Percutaneous Approach--	
06VP4CZ		Restriction of Right Greater Saphenous Vein with Extraluminal Device, Percutaneous Endoscopic Approach--	
06VP4ZZ		Restriction of Right Greater Saphenous Vein, Percutaneous Endoscopic Approach--	
06VQ0CZ		Restriction of Left Greater Saphenous Vein with Extraluminal Device, Open Approach--	
06VQ0ZZ		Restriction of Left Greater Saphenous Vein, Open Approach--	
06VQ3CZ		Restriction of Left Greater Saphenous Vein with Extraluminal Device, Percutaneous Approach--	
06VQ4CZ		Restriction of Left Greater Saphenous Vein with Extraluminal Device, Percutaneous Endoscopic Approach--	
06VQ4ZZ		Restriction of Left Greater Saphenous Vein, Percutaneous Endoscopic Approach--	
06VR0CZ		Restriction of Right Lesser Saphenous Vein with Extraluminal Device, Open Approach--	
06VR0ZZ		Restriction of Right Lesser Saphenous Vein, Open Approach--	
06VR3CZ		Restriction of Right Lesser Saphenous Vein with Extraluminal Device, Percutaneous Approach--	
06VR4CZ		Restriction of Right Lesser Saphenous Vein with Extraluminal Device, Percutaneous Endoscopic Approach--	
06VR4ZZ		Restriction of Right Lesser Saphenous Vein, Percutaneous Endoscopic Approach--	
06VS0CZ		Restriction of Left Lesser Saphenous Vein with Extraluminal Device, Open Approach--	
06VS0ZZ		Restriction of Left Lesser Saphenous Vein, Open Approach--	
06VS3CZ		Restriction of Left Lesser Saphenous Vein with Extraluminal Device, Percutaneous Approach--	
06VS4CZ		Restriction of Left Lesser Saphenous Vein with Extraluminal Device, Percutaneous Endoscopic Approach--	

Appendix A
Comorbid conditions

06VS4ZZ		Restriction of Left Lesser Saphenous Vein, Percutaneous Endoscopic Approach--	
06VT0CZ		Restriction of Right Foot Vein with Extraluminal Device, Open Approach--	
06VT0ZZ		Restriction of Right Foot Vein, Open Approach--	
06VT3CZ		Restriction of Right Foot Vein with Extraluminal Device, Percutaneous Approach--	
06VT4CZ		Restriction of Right Foot Vein with Extraluminal Device, Percutaneous Endoscopic Approach--	
06VT4ZZ		Restriction of Right Foot Vein, Percutaneous Endoscopic Approach--	
06VV0CZ		Restriction of Left Foot Vein with Extraluminal Device, Open Approach--	
06VV0ZZ		Restriction of Left Foot Vein, Open Approach--	
06VV3CZ		Restriction of Left Foot Vein with Extraluminal Device, Percutaneous Approach--	
06VV4CZ		Restriction of Left Foot Vein with Extraluminal Device, Percutaneous Endoscopic Approach--	
06VV4ZZ		Restriction of Left Foot Vein, Percutaneous Endoscopic Approach--	
06VY0CZ		Restriction of Lower Vein with Extraluminal Device, Open Approach--	
06VY0DZ		Restriction of Lower Vein with Intraluminal Device, Open Approach--	
06VY0ZZ		Restriction of Lower Vein, Open Approach--	
06VY3CZ		Restriction of Lower Vein with Extraluminal Device, Percutaneous Approach--	
06VY4CZ		Restriction of Lower Vein with Extraluminal Device, Percutaneous Endoscopic Approach--	
06VY4DZ		Restriction of Lower Vein with Intraluminal Device, Percutaneous Endoscopic Approach--	
06VY4ZZ		Restriction of Lower Vein, Percutaneous Endoscopic Approach--	
06WY00Z		Revision of Drainage Device in Lower Vein, Open Approach--	
06WY02Z		Revision of Monitoring Device in Lower Vein, Open Approach--	
06WY03Z		Revision of Infusion Device in Lower Vein, Open Approach--	
06WY0CZ		Revision of Extraluminal Device in Lower Vein, Open Approach--	
06WY0DZ		Revision of Intraluminal Device in Lower Vein, Open Approach--	
06WY30Z		Revision of Drainage Device in Lower Vein, Percutaneous Approach--	
06WY32Z		Revision of Monitoring Device in Lower Vein, Percutaneous Approach--	
06WY33Z		Revision of Infusion Device in Lower Vein, Percutaneous Approach--	
06WY3CZ		Revision of Extraluminal Device in Lower Vein, Percutaneous Approach--	
06WY3DZ		Revision of Intraluminal Device in Lower Vein, Percutaneous Approach--	
06WY40Z		Revision of Drainage Device in Lower Vein, Percutaneous Endoscopic Approach--	
06WY42Z		Revision of Monitoring Device in Lower Vein, Percutaneous Endoscopic Approach--	
06WY43Z		Revision of Infusion Device in Lower Vein, Percutaneous Endoscopic Approach--	

Appendix A
Comorbid conditions

06WY4CZ		Revision of Extraluminal Device in Lower Vein, Percutaneous Endoscopic Approach-	
06WY4DZ		Revision of Intraluminal Device in Lower Vein, Percutaneous Endoscopic Approach-	

HCPCS

35256
35286
35351
35355
35361
35363
35371
35372
35381
35454
35456
35459
35470
35473
35474
35482
35483
35485
35492
35493
35495
35521
35533
35556
35558
35563
35565
35566
35571
35621
35623
35641
35646
35647
35650
35651
35654
35656
35661
35663
35666
35671



Hypertension

ICD10 Dx	ICD9 Dx	LongDesICD10	LongDesICD9
----------	---------	--------------	-------------

Appendix A
Comorbid conditions

I132	40493	Hypertensive heart and chronic kidney disease with heart failure and with stage 5 chronic kidney disease, or end stage renal disease	Hypertensive heart and chronic kidney disease, unspecified, with heart failure and chronic kidney disease stage V or end stage renal disease
I150	40501	Renovascular hypertension	Malignant renovascular hypertension
I158	40509	Other secondary hypertension	Other malignant secondary hypertension
I150	40511	Renovascular hypertension	Benign renovascular hypertension
I158	40519	Other secondary hypertension	Other benign secondary hypertension
I150	40591	Renovascular hypertension	Unspecified renovascular hypertension
I151	40591	Hypertension secondary to other renal disorders	Unspecified renovascular hypertension
N262	40591	Page kidney	Unspecified renovascular hypertension
I152	40599	Hypertension secondary to endocrine disorders	Other unspecified secondary hypertension
I158	40599	Other secondary hypertension	Other unspecified secondary hypertension
I159	40599	Secondary hypertension, unspecified	Other unspecified secondary hypertension

Diabetes

ICD10 Dx	ICD9 Dx	LongDesiCD10	LongDesiCD9
E11621	25080	Type 2 diabetes mellitus with foot ulcer	Diabetes with other specified manifestations, type II or unspecified type, not stated as uncontrolled
E13621	25080	Other specified diabetes mellitus with foot ulcer	Diabetes with other specified manifestations, type II or unspecified type, not stated as uncontrolled
E10621	25081	Type 1 diabetes mellitus with foot ulcer	Diabetes with other specified manifestations, type I [juvenile type], not stated as uncontrolled
ICD10 Dx	ICD9 Dx	LongDesiCD10	LongDesiCD9
E1310	25010	Other specified diabetes mellitus with ketoacidosis without coma	Diabetes with ketoacidosis, type II or unspecified type, not stated as uncontrolled
E1010	25011	Type 1 diabetes mellitus with ketoacidosis without coma	Diabetes with ketoacidosis, type I [juvenile type], not stated as uncontrolled
E1310	25012	Other specified diabetes mellitus with ketoacidosis without coma	Diabetes with ketoacidosis, type II or unspecified type, uncontrolled
E1010	25013	Type 1 diabetes mellitus with ketoacidosis without coma	Diabetes with ketoacidosis, type I [juvenile type], uncontrolled
E1011	25031	Type 1 diabetes mellitus with ketoacidosis with coma	Diabetes with other coma, type I [juvenile type], not stated as uncontrolled
ICD10 Dx	ICD9 Dx	LongDesiCD10	LongDesiCD9
E1021	25041	Type 1 diabetes mellitus with diabetic nephropathy	Diabetes with renal manifestations type I [juvenile type] not stated as uncontrolled
E1022	25041	Type 1 diabetes mellitus with diabetic chronic kidney disease	Diabetes with renal manifestations type I [juvenile type] not stated as uncontrolled
E1029	25041	Type 1 diabetes mellitus with other diabetic kidney complication	Diabetes with renal manifestations type I [juvenile type] not stated as uncontrolled
E1121	25042	Type 2 diabetes mellitus with diabetic nephropathy	Diabetes with renal manifestations type II or unspecified type uncontrolled
E1021	25043	Type 1 diabetes mellitus with diabetic nephropathy	Diabetes with renal manifestations type I [juvenile type] uncontrolled
E1122		Type 2 diabetes mellitus with diabetic chronic kidney disease	
E1129		Type 2 diabetes mellitus with other diabetic kidney complication	
ICD10 Dx	ICD9 Dx	LongDesiCD10	LongDesiCD9
E1011	25031	Type 1 diabetes mellitus with ketoacidosis with coma	Diabetes with other coma, type I [juvenile type], not stated as uncontrolled
E10641	25031	Type 1 diabetes mellitus with hypoglycemia with coma	Diabetes with other coma, type I [juvenile type], not stated as uncontrolled
E1011	25033	Type 1 diabetes mellitus with ketoacidosis with coma	Diabetes with other coma, type I [juvenile type], uncontrolled
ICD10 Dx	ICD9 Dx	LongDesiCD10	LongDesiCD9
E0921	58381	Drug or chemical induced diabetes mellitus with diabetic nephropathy	Nephritis and nephropathy, not specified as acute or chronic, in diseases classified elsewhere
E0922	58381	Drug or chemical induced diabetes mellitus with diabetic chronic kidney disease	Nephritis and nephropathy, not specified as acute or chronic, in diseases classified elsewhere
E0929	58381	Drug or chemical induced diabetes mellitus with other diabetic kidney complication	Nephritis and nephropathy, not specified as acute or chronic, in diseases classified elsewhere

Appendix A
Comorbid conditions

M3214	58381	Glomerular disease in systemic lupus erythematosus	Nephritis and nephropathy, not specified as acute or chronic, in diseases classified elsewhere
M3215	58381	Tubulo-interstitial nephropathy in systemic lupus erythematosus	Nephritis and nephropathy, not specified as acute or chronic, in diseases classified elsewhere
M3504	58381	Sicca syndrome with tubulo-interstitial nephropathy	Nephritis and nephropathy, not specified as acute or chronic, in diseases classified elsewhere
N08	58381	Glomerular disorders in diseases classified elsewhere	Nephritis and nephropathy, not specified as acute or chronic, in diseases classified elsewhere
N16	58381	Renal tubulo-interstitial disorders in diseases classified elsewhere	Nephritis and nephropathy, not specified as acute or chronic, in diseases classified elsewhere
ICD10 Dx	ICD9 Dx	LongDeslCD10	LongDeslCD9
E1036	25051	Type 1 diabetes mellitus with diabetic cataract	Diabetes with ophthalmic manifestations, type I [juvenile type], not stated as uncontrolled
E1036	25053	Type 1 diabetes mellitus with diabetic cataract	Diabetes with ophthalmic manifestations, type I [juvenile type], uncontrolled
E1037X1	25051	Type 1 diabetes mellitus with diabetic macular edema, resolved following treatment, right eye	Diabetes with ophthalmic manifestations, type I [juvenile type], not stated as uncontrolled
E1037X2	25051	Type 1 diabetes mellitus with diabetic macular edema, resolved following treatment, left eye	Diabetes with ophthalmic manifestations, type I [juvenile type], not stated as uncontrolled
E1037X3	25051	Type 1 diabetes mellitus with diabetic macular edema, resolved following treatment, bilateral	Diabetes with ophthalmic manifestations, type I [juvenile type], not stated as uncontrolled
E1037X9	25051	Type 1 diabetes mellitus with diabetic macular edema, resolved following treatment, unspecified eye	Diabetes with ophthalmic manifestations, type I [juvenile type], not stated as uncontrolled
E1039	25051	Type 1 diabetes mellitus with other diabetic ophthalmic complication	Diabetes with ophthalmic manifestations, type I [juvenile type], not stated as uncontrolled
E1039	25053	Type 1 diabetes mellitus with other diabetic ophthalmic complication	Diabetes with ophthalmic manifestations, type I [juvenile type], uncontrolled
E1136	25050	Type 2 diabetes mellitus with diabetic cataract	Diabetes with ophthalmic manifestations, type II or unspecified type, not stated as uncontrolled
E1136	25052	Type 2 diabetes mellitus with diabetic cataract	Diabetes with ophthalmic manifestations, type II or unspecified type, uncontrolled
E1137X1	25050	Type 2 diabetes mellitus with diabetic macular edema, resolved following treatment, right eye	Diabetes with ophthalmic manifestations, type II or unspecified type, not stated as uncontrolled
E1137X2	25050	Type 2 diabetes mellitus with diabetic macular edema, resolved following treatment, left eye	Diabetes with ophthalmic manifestations, type II or unspecified type, not stated as uncontrolled
E1137X3	25050	Type 2 diabetes mellitus with diabetic macular edema, resolved following treatment, bilateral	Diabetes with ophthalmic manifestations, type II or unspecified type, not stated as uncontrolled
E1137X9	25050	Type 2 diabetes mellitus with diabetic macular edema, resolved following treatment, unspecified eye	Diabetes with ophthalmic manifestations, type II or unspecified type, not stated as uncontrolled
E1139	25050	Type 2 diabetes mellitus with other diabetic ophthalmic complication	Diabetes with ophthalmic manifestations, type II or unspecified type, not stated as uncontrolled
E1139	25052	Type 2 diabetes mellitus with other diabetic ophthalmic complication	Diabetes with ophthalmic manifestations, type II or unspecified type, uncontrolled
ICD10 Dx	ICD9 Dx	LongDeslCD10	LongDeslCD9
E11618	25080	Type 2 diabetes mellitus with other diabetic arthropathy	Diabetes with other specified manifestations, type II or unspecified type, not stated as uncontrolled
E11620	25080	Type 2 diabetes mellitus with diabetic dermatitis	Diabetes with other specified manifestations, type II or unspecified type, not stated as uncontrolled
E11630	25080	Type 2 diabetes mellitus with periodontal disease	Diabetes with other specified manifestations, type II or unspecified type, not stated as uncontrolled
E11638	25080	Type 2 diabetes mellitus with other oral complications	Diabetes with other specified manifestations, type II or unspecified type, not stated as uncontrolled
E1169	25080	Type 2 diabetes mellitus with other specified complication	Diabetes with other specified manifestations, type II or unspecified type, not stated as uncontrolled
E13618	25080	Other specified diabetes mellitus with other diabetic arthropathy	Diabetes with other specified manifestations, type II or unspecified type, not stated as uncontrolled
E13620	25080	Other specified diabetes mellitus with diabetic dermatitis	Diabetes with other specified manifestations, type II or unspecified type, not stated as uncontrolled
E13630	25080	Other specified diabetes mellitus with periodontal disease	Diabetes with other specified manifestations, type II or unspecified type, not stated as uncontrolled
E13638	25080	Other specified diabetes mellitus with other oral complications	Diabetes with other specified manifestations, type II or unspecified type, not stated as uncontrolled

Appendix A
Comorbid conditions

E1369	25080	Other specified diabetes mellitus with other specified complication	Diabetes with other specified manifestations, type II or unspecified type, not stated as uncontrolled
E10618	25081	Type 1 diabetes mellitus with other diabetic arthropathy	Diabetes with other specified manifestations, type I [juvenile type], not stated as uncontrolled
E10620	25081	Type 1 diabetes mellitus with diabetic dermatitis	Diabetes with other specified manifestations, type I [juvenile type], not stated as uncontrolled
E10630	25081	Type 1 diabetes mellitus with periodontal disease	Diabetes with other specified manifestations, type I [juvenile type], not stated as uncontrolled
E10638	25081	Type 1 diabetes mellitus with other oral complications	Diabetes with other specified manifestations, type I [juvenile type], not stated as uncontrolled
E1069	25081	Type 1 diabetes mellitus with other specified complication	Diabetes with other specified manifestations, type I [juvenile type], not stated as uncontrolled
E1169	25082	Type 2 diabetes mellitus with other specified complication	Diabetes with other specified manifestations, type II or unspecified type, uncontrolled
E1069	25083	Type 1 diabetes mellitus with other specified complication	Diabetes with other specified manifestations, type I [juvenile type], uncontrolled
ICD10 Dx	ICD9 Dx	LongDeslCD10	LongDeslCD9
E1151	25070	Type 2 diabetes mellitus with diabetic peripheral angiopathy without gangrene	Diabetes with peripheral circulatory disorders, type II or unspecified type, not stated as uncontrolled
E1152	25070	Type 2 diabetes mellitus with diabetic peripheral angiopathy with gangrene	Diabetes with peripheral circulatory disorders, type II or unspecified type, not stated as uncontrolled
E1159	25070	Type 2 diabetes mellitus with other circulatory complications	Diabetes with peripheral circulatory disorders, type II or unspecified type, not stated as uncontrolled
E1351	25070	Other specified diabetes mellitus with diabetic peripheral angiopathy without gangrene	Diabetes with peripheral circulatory disorders, type II or unspecified type, not stated as uncontrolled
E1352	25070	Other specified diabetes mellitus with diabetic peripheral angiopathy with gangrene	Diabetes with peripheral circulatory disorders, type II or unspecified type, not stated as uncontrolled
E1359	25070	Other specified diabetes mellitus with other circulatory complications	Diabetes with peripheral circulatory disorders, type II or unspecified type, not stated as uncontrolled
ICD10 Dx	ICD9 Dx	LongDeslCD10	LongDeslCD9
E08311	36201	Diabetes mellitus due to underlying condition with unspecified diabetic retinopathy with macular edema	Background diabetic retinopathy
E08311	36207	Diabetes mellitus due to underlying condition with unspecified diabetic retinopathy with macular edema	Diabetic macular edema
E08319	36201	Diabetes mellitus due to underlying condition with unspecified diabetic retinopathy without macular edema	Background diabetic retinopathy
E083211	36204	Diabetes mellitus due to underlying condition with mild nonproliferative diabetic retinopathy with macular edema, right eye	Mild nonproliferative diabetic retinopathy
E083211	36207	Diabetes mellitus due to underlying condition with mild nonproliferative diabetic retinopathy with macular edema, right eye	Diabetic macular edema
E083212	36204	Diabetes mellitus due to underlying condition with mild nonproliferative diabetic retinopathy with macular edema, left eye	Mild nonproliferative diabetic retinopathy
E083212	36207	Diabetes mellitus due to underlying condition with mild nonproliferative diabetic retinopathy with macular edema, left eye	Diabetic macular edema
E083213	36204	Diabetes mellitus due to underlying condition with mild nonproliferative diabetic retinopathy with macular edema, bilateral	Mild nonproliferative diabetic retinopathy
E083213	36207	Diabetes mellitus due to underlying condition with mild nonproliferative diabetic retinopathy with macular edema, bilateral	Diabetic macular edema
E083219	36204	Diabetes mellitus due to underlying condition with mild nonproliferative diabetic retinopathy with macular edema, unspecified eye	Mild nonproliferative diabetic retinopathy
E083219	36207	Diabetes mellitus due to underlying condition with mild nonproliferative diabetic retinopathy with macular edema, unspecified eye	Diabetic macular edema

Appendix A
Comorbid conditions

E083291	36204	Diabetes mellitus due to underlying condition with mild nonproliferative diabetic retinopathy without macular edema, right eye	Mild nonproliferative diabetic retinopathy
E083292	36204	Diabetes mellitus due to underlying condition with mild nonproliferative diabetic retinopathy without macular edema, left eye	Mild nonproliferative diabetic retinopathy
E083293	36204	Diabetes mellitus due to underlying condition with mild nonproliferative diabetic retinopathy without macular edema, bilateral	Mild nonproliferative diabetic retinopathy
E083299	36204	Diabetes mellitus due to underlying condition with mild nonproliferative diabetic retinopathy without macular edema, unspecified eye	Mild nonproliferative diabetic retinopathy
E083311	36205	Diabetes mellitus due to underlying condition with moderate nonproliferative diabetic retinopathy with macular edema, right eye	Moderate nonproliferative diabetic retinopathy
E083311	36207	Diabetes mellitus due to underlying condition with moderate nonproliferative diabetic retinopathy with macular edema, right eye	Diabetic macular edema
E083312	36205	Diabetes mellitus due to underlying condition with moderate nonproliferative diabetic retinopathy with macular edema, left eye	Moderate nonproliferative diabetic retinopathy
E083312	36207	Diabetes mellitus due to underlying condition with moderate nonproliferative diabetic retinopathy with macular edema, left eye	Diabetic macular edema
E083313	36205	Diabetes mellitus due to underlying condition with moderate nonproliferative diabetic retinopathy with macular edema, bilateral	Moderate nonproliferative diabetic retinopathy
E083313	36207	Diabetes mellitus due to underlying condition with moderate nonproliferative diabetic retinopathy with macular edema, bilateral	Diabetic macular edema
E083319	36205	Diabetes mellitus due to underlying condition with moderate nonproliferative diabetic retinopathy with macular edema, unspecified eye	Moderate nonproliferative diabetic retinopathy
E083319	36207	Diabetes mellitus due to underlying condition with moderate nonproliferative diabetic retinopathy with macular edema, unspecified eye	Diabetic macular edema
E083391	36205	Diabetes mellitus due to underlying condition with moderate nonproliferative diabetic retinopathy without macular edema, right eye	Moderate nonproliferative diabetic retinopathy
E083392	36205	Diabetes mellitus due to underlying condition with moderate nonproliferative diabetic retinopathy without macular edema, left eye	Moderate nonproliferative diabetic retinopathy
E083393	36205	Diabetes mellitus due to underlying condition with moderate nonproliferative diabetic retinopathy without macular edema, bilateral	Moderate nonproliferative diabetic retinopathy
E083399	36205	Diabetes mellitus due to underlying condition with moderate nonproliferative diabetic retinopathy without macular edema, unspecified eye	Moderate nonproliferative diabetic retinopathy
E083411	36206	Diabetes mellitus due to underlying condition with severe nonproliferative diabetic retinopathy with macular edema, right eye	Severe nonproliferative diabetic retinopathy
E083411	36207	Diabetes mellitus due to underlying condition with severe nonproliferative diabetic retinopathy with macular edema, right eye	Diabetic macular edema
E083412	36206	Diabetes mellitus due to underlying condition with severe nonproliferative diabetic retinopathy with macular edema, left eye	Severe nonproliferative diabetic retinopathy
E083412	36207	Diabetes mellitus due to underlying condition with severe nonproliferative diabetic retinopathy with macular edema, left eye	Diabetic macular edema

Appendix A
Comorbid conditions

E083413	36206	Diabetes mellitus due to underlying condition with severe nonproliferative diabetic retinopathy with macular edema, bilateral	Severe nonproliferative diabetic retinopathy
E083413	36207	Diabetes mellitus due to underlying condition with severe nonproliferative diabetic retinopathy with macular edema, bilateral	Diabetic macular edema
E083419	36206	Diabetes mellitus due to underlying condition with severe nonproliferative diabetic retinopathy with macular edema, unspecified eye	Severe nonproliferative diabetic retinopathy
E083419	36207	Diabetes mellitus due to underlying condition with severe nonproliferative diabetic retinopathy with macular edema, unspecified eye	Diabetic macular edema
E083491	36206	Diabetes mellitus due to underlying condition with severe nonproliferative diabetic retinopathy without macular edema, right eye	Severe nonproliferative diabetic retinopathy
E083492	36206	Diabetes mellitus due to underlying condition with severe nonproliferative diabetic retinopathy without macular edema, left eye	Severe nonproliferative diabetic retinopathy
E083493	36206	Diabetes mellitus due to underlying condition with severe nonproliferative diabetic retinopathy without macular edema, bilateral	Severe nonproliferative diabetic retinopathy
E083499	36206	Diabetes mellitus due to underlying condition with severe nonproliferative diabetic retinopathy without macular edema, unspecified eye	Severe nonproliferative diabetic retinopathy
E083511	36202	Diabetes mellitus due to underlying condition with proliferative diabetic retinopathy with macular edema, right eye	Proliferative diabetic retinopathy
E083511	36207	Diabetes mellitus due to underlying condition with proliferative diabetic retinopathy with macular edema, right eye	Diabetic macular edema
E083512	36202	Diabetes mellitus due to underlying condition with proliferative diabetic retinopathy with macular edema, left eye	Proliferative diabetic retinopathy
E083512	36207	Diabetes mellitus due to underlying condition with proliferative diabetic retinopathy with macular edema, left eye	Diabetic macular edema
E083513	36202	Diabetes mellitus due to underlying condition with proliferative diabetic retinopathy with macular edema, bilateral	Proliferative diabetic retinopathy
E083513	36207	Diabetes mellitus due to underlying condition with proliferative diabetic retinopathy with macular edema, bilateral	Diabetic macular edema
E083519	36202	Diabetes mellitus due to underlying condition with proliferative diabetic retinopathy with macular edema, unspecified eye	Proliferative diabetic retinopathy
E083519	36207	Diabetes mellitus due to underlying condition with proliferative diabetic retinopathy with macular edema, unspecified eye	Diabetic macular edema
E083521	36202	Diabetes mellitus due to underlying condition with proliferative diabetic retinopathy with traction retinal detachment involving the macula, right eye	Proliferative diabetic retinopathy
E083522	36202	Diabetes mellitus due to underlying condition with proliferative diabetic retinopathy with traction retinal detachment involving the macula, left eye	Proliferative diabetic retinopathy
E083523	36202	Diabetes mellitus due to underlying condition with proliferative diabetic retinopathy with traction retinal detachment involving the macula, bilateral	Proliferative diabetic retinopathy
E083529	36202	Diabetes mellitus due to underlying condition with proliferative diabetic retinopathy with traction retinal detachment involving the macula, unspecified eye	Proliferative diabetic retinopathy

Appendix A
Comorbid conditions

E083531	36202	Diabetes mellitus due to underlying condition with proliferative diabetic retinopathy with traction retinal detachment not involving the macula, right eye	Proliferative diabetic retinopathy
E083532	36202	Diabetes mellitus due to underlying condition with proliferative diabetic retinopathy with traction retinal detachment not involving the macula, left eye	Proliferative diabetic retinopathy
E083533	36202	Diabetes mellitus due to underlying condition with proliferative diabetic retinopathy with traction retinal detachment not involving the macula, bilateral	Proliferative diabetic retinopathy
E083539	36202	Diabetes mellitus due to underlying condition with proliferative diabetic retinopathy with traction retinal detachment not involving the macula, unspecified eye	Proliferative diabetic retinopathy
E083541	36202	Diabetes mellitus due to underlying condition with proliferative diabetic retinopathy with combined traction retinal detachment and rhegmatogenous retinal detachment, right eye	Proliferative diabetic retinopathy
E083542	36202	Diabetes mellitus due to underlying condition with proliferative diabetic retinopathy with combined traction retinal detachment and rhegmatogenous retinal detachment, left eye	Proliferative diabetic retinopathy
E083543	36202	Diabetes mellitus due to underlying condition with proliferative diabetic retinopathy with combined traction retinal detachment and rhegmatogenous retinal detachment, bilateral	Proliferative diabetic retinopathy
E083549	36202	Diabetes mellitus due to underlying condition with proliferative diabetic retinopathy with combined traction retinal detachment and rhegmatogenous retinal detachment, unspecified eye	Proliferative diabetic retinopathy
E083551	36202	Diabetes mellitus due to underlying condition with stable proliferative diabetic retinopathy, right eye	Proliferative diabetic retinopathy
E083552	36202	Diabetes mellitus due to underlying condition with stable proliferative diabetic retinopathy, left eye	Proliferative diabetic retinopathy
E083553	36202	Diabetes mellitus due to underlying condition with stable proliferative diabetic retinopathy, bilateral	Proliferative diabetic retinopathy
E083559	36202	Diabetes mellitus due to underlying condition with stable proliferative diabetic retinopathy, unspecified eye	Proliferative diabetic retinopathy
E083591	36202	Diabetes mellitus due to underlying condition with proliferative diabetic retinopathy without macular edema, right eye	Proliferative diabetic retinopathy
E083592	36202	Diabetes mellitus due to underlying condition with proliferative diabetic retinopathy without macular edema, left eye	Proliferative diabetic retinopathy
E083593	36202	Diabetes mellitus due to underlying condition with proliferative diabetic retinopathy without macular edema, bilateral	Proliferative diabetic retinopathy
E083599	36202	Diabetes mellitus due to underlying condition with proliferative diabetic retinopathy without macular edema, unspecified eye	Proliferative diabetic retinopathy
E09311	36201	Drug or chemical induced diabetes mellitus with unspecified diabetic retinopathy with macular edema	Background diabetic retinopathy
E09311	36207	Drug or chemical induced diabetes mellitus with unspecified diabetic retinopathy with macular edema	Diabetic macular edema
E09319	36201	Drug or chemical induced diabetes mellitus with unspecified diabetic retinopathy without macular edema	Background diabetic retinopathy
E093211	36204	Drug or chemical induced diabetes mellitus with mild nonproliferative diabetic retinopathy with macular edema, right eye	Mild nonproliferative diabetic retinopathy
E093211	36207	Drug or chemical induced diabetes mellitus with mild nonproliferative diabetic retinopathy with macular edema, right eye	Diabetic macular edema

Appendix A
Comorbid conditions

E093212	36204	Drug or chemical induced diabetes mellitus with mild nonproliferative diabetic retinopathy with macular edema, left eye	Mild nonproliferative diabetic retinopathy
E093212	36207	Drug or chemical induced diabetes mellitus with mild nonproliferative diabetic retinopathy with macular edema, left eye	Diabetic macular edema
E093213	36204	Drug or chemical induced diabetes mellitus with mild nonproliferative diabetic retinopathy with macular edema, bilateral	Mild nonproliferative diabetic retinopathy
E093213	36207	Drug or chemical induced diabetes mellitus with mild nonproliferative diabetic retinopathy with macular edema, bilateral	Diabetic macular edema
E093219	36204	Drug or chemical induced diabetes mellitus with mild nonproliferative diabetic retinopathy with macular edema, unspecified eye	Mild nonproliferative diabetic retinopathy
E093219	36207	Drug or chemical induced diabetes mellitus with mild nonproliferative diabetic retinopathy with macular edema, unspecified eye	Diabetic macular edema
E093291	36204	Drug or chemical induced diabetes mellitus with mild nonproliferative diabetic retinopathy without macular edema, right eye	Mild nonproliferative diabetic retinopathy
E093292	36204	Drug or chemical induced diabetes mellitus with mild nonproliferative diabetic retinopathy without macular edema, left eye	Mild nonproliferative diabetic retinopathy
E093293	36204	Drug or chemical induced diabetes mellitus with mild nonproliferative diabetic retinopathy without macular edema, bilateral	Mild nonproliferative diabetic retinopathy
E093299	36204	Drug or chemical induced diabetes mellitus with mild nonproliferative diabetic retinopathy without macular edema, unspecified eye	Mild nonproliferative diabetic retinopathy
E093311	36205	Drug or chemical induced diabetes mellitus with moderate nonproliferative diabetic retinopathy with macular edema, right eye	Moderate nonproliferative diabetic retinopathy
E093311	36207	Drug or chemical induced diabetes mellitus with moderate nonproliferative diabetic retinopathy with macular edema, right eye	Diabetic macular edema
E093312	36205	Drug or chemical induced diabetes mellitus with moderate nonproliferative diabetic retinopathy with macular edema, left eye	Moderate nonproliferative diabetic retinopathy
E093312	36207	Drug or chemical induced diabetes mellitus with moderate nonproliferative diabetic retinopathy with macular edema, left eye	Diabetic macular edema
E093313	36205	Drug or chemical induced diabetes mellitus with moderate nonproliferative diabetic retinopathy with macular edema, bilateral	Moderate nonproliferative diabetic retinopathy
E093313	36207	Drug or chemical induced diabetes mellitus with moderate nonproliferative diabetic retinopathy with macular edema, bilateral	Diabetic macular edema
E093319	36205	Drug or chemical induced diabetes mellitus with moderate nonproliferative diabetic retinopathy with macular edema, unspecified eye	Moderate nonproliferative diabetic retinopathy
E093319	36207	Drug or chemical induced diabetes mellitus with moderate nonproliferative diabetic retinopathy with macular edema, unspecified eye	Diabetic macular edema
E093391	36205	Drug or chemical induced diabetes mellitus with moderate nonproliferative diabetic retinopathy without macular edema, right eye	Moderate nonproliferative diabetic retinopathy
E093392	36205	Drug or chemical induced diabetes mellitus with moderate nonproliferative diabetic retinopathy without macular edema, left eye	Moderate nonproliferative diabetic retinopathy

Appendix A
Comorbid conditions

E093393	36205	Drug or chemical induced diabetes mellitus with moderate nonproliferative diabetic retinopathy without macular edema, bilateral	Moderate nonproliferative diabetic retinopathy
E093399	36205	Drug or chemical induced diabetes mellitus with moderate nonproliferative diabetic retinopathy without macular edema, unspecified eye	Moderate nonproliferative diabetic retinopathy
E093411	36206	Drug or chemical induced diabetes mellitus with severe nonproliferative diabetic retinopathy with macular edema, right eye	Severe nonproliferative diabetic retinopathy
E093411	36207	Drug or chemical induced diabetes mellitus with severe nonproliferative diabetic retinopathy with macular edema, right eye	Diabetic macular edema
E093412	36206	Drug or chemical induced diabetes mellitus with severe nonproliferative diabetic retinopathy with macular edema, left eye	Severe nonproliferative diabetic retinopathy
E093412	36207	Drug or chemical induced diabetes mellitus with severe nonproliferative diabetic retinopathy with macular edema, left eye	Diabetic macular edema
E093413	36206	Drug or chemical induced diabetes mellitus with severe nonproliferative diabetic retinopathy with macular edema, bilateral	Severe nonproliferative diabetic retinopathy
E093413	36207	Drug or chemical induced diabetes mellitus with severe nonproliferative diabetic retinopathy with macular edema, bilateral	Diabetic macular edema
E093419	36206	Drug or chemical induced diabetes mellitus with severe nonproliferative diabetic retinopathy with macular edema, unspecified eye	Severe nonproliferative diabetic retinopathy
E093419	36207	Drug or chemical induced diabetes mellitus with severe nonproliferative diabetic retinopathy with macular edema, unspecified eye	Diabetic macular edema
E093491	36206	Drug or chemical induced diabetes mellitus with severe nonproliferative diabetic retinopathy without macular edema, right eye	Severe nonproliferative diabetic retinopathy
E093492	36206	Drug or chemical induced diabetes mellitus with severe nonproliferative diabetic retinopathy without macular edema, left eye	Severe nonproliferative diabetic retinopathy
E093493	36206	Drug or chemical induced diabetes mellitus with severe nonproliferative diabetic retinopathy without macular edema, bilateral	Severe nonproliferative diabetic retinopathy
E093499	36206	Drug or chemical induced diabetes mellitus with severe nonproliferative diabetic retinopathy without macular edema, unspecified eye	Severe nonproliferative diabetic retinopathy
E093511	36202	Drug or chemical induced diabetes mellitus with proliferative diabetic retinopathy with macular edema, right eye	Proliferative diabetic retinopathy
E093511	36207	Drug or chemical induced diabetes mellitus with proliferative diabetic retinopathy with macular edema, right eye	Diabetic macular edema
E093512	36202	Drug or chemical induced diabetes mellitus with proliferative diabetic retinopathy with macular edema, left eye	Proliferative diabetic retinopathy
E093512	36207	Drug or chemical induced diabetes mellitus with proliferative diabetic retinopathy with macular edema, left eye	Diabetic macular edema
E093513	36202	Drug or chemical induced diabetes mellitus with proliferative diabetic retinopathy with macular edema, bilateral	Proliferative diabetic retinopathy
E093513	36207	Drug or chemical induced diabetes mellitus with proliferative diabetic retinopathy with macular edema, bilateral	Diabetic macular edema

Appendix A
Comorbid conditions

E093519	36202	Drug or chemical induced diabetes mellitus with proliferative diabetic retinopathy with macular edema, unspecified eye	Proliferative diabetic retinopathy
E093519	36207	Drug or chemical induced diabetes mellitus with proliferative diabetic retinopathy with macular edema, unspecified eye	Diabetic macular edema
E093521	36202	Drug or chemical induced diabetes mellitus with proliferative diabetic retinopathy with traction retinal detachment involving the macula, right eye	Proliferative diabetic retinopathy
E093522	36202	Drug or chemical induced diabetes mellitus with proliferative diabetic retinopathy with traction retinal detachment involving the macula, left eye	Proliferative diabetic retinopathy
E093523	36202	Drug or chemical induced diabetes mellitus with proliferative diabetic retinopathy with traction retinal detachment involving the macula, bilateral	Proliferative diabetic retinopathy
E093529	36202	Drug or chemical induced diabetes mellitus with proliferative diabetic retinopathy with traction retinal detachment involving the macula, unspecified eye	Proliferative diabetic retinopathy
E093531	36202	Drug or chemical induced diabetes mellitus with proliferative diabetic retinopathy with traction retinal detachment not involving the macula, right eye	Proliferative diabetic retinopathy
E093532	36202	Drug or chemical induced diabetes mellitus with proliferative diabetic retinopathy with traction retinal detachment not involving the macula, left eye	Proliferative diabetic retinopathy
E093533	36202	Drug or chemical induced diabetes mellitus with proliferative diabetic retinopathy with traction retinal detachment not involving the macula, bilateral	Proliferative diabetic retinopathy
E093539	36202	Drug or chemical induced diabetes mellitus with proliferative diabetic retinopathy with traction retinal detachment not involving the macula, unspecified eye	Proliferative diabetic retinopathy
E093541	36202	Drug or chemical induced diabetes mellitus with proliferative diabetic retinopathy with combined traction retinal detachment and rhegmatogenous retinal detachment, right eye	Proliferative diabetic retinopathy
E093542	36202	Drug or chemical induced diabetes mellitus with proliferative diabetic retinopathy with combined traction retinal detachment and rhegmatogenous retinal detachment, left eye	Proliferative diabetic retinopathy
E093543	36202	Drug or chemical induced diabetes mellitus with proliferative diabetic retinopathy with combined traction retinal detachment and rhegmatogenous retinal detachment, bilateral	Proliferative diabetic retinopathy
E093549	36202	Drug or chemical induced diabetes mellitus with proliferative diabetic retinopathy with combined traction retinal detachment and rhegmatogenous retinal detachment, unspecified eye	Proliferative diabetic retinopathy
E093551	36202	Drug or chemical induced diabetes mellitus with stable proliferative diabetic retinopathy, right eye	Proliferative diabetic retinopathy
E093552	36202	Drug or chemical induced diabetes mellitus with stable proliferative diabetic retinopathy, left eye	Proliferative diabetic retinopathy
E093553	36202	Drug or chemical induced diabetes mellitus with stable proliferative diabetic retinopathy, bilateral	Proliferative diabetic retinopathy
E093559	36202	Drug or chemical induced diabetes mellitus with stable proliferative diabetic retinopathy, unspecified eye	Proliferative diabetic retinopathy
E093591	36202	Drug or chemical induced diabetes mellitus with proliferative diabetic retinopathy without macular edema, right eye	Proliferative diabetic retinopathy
E093592	36202	Drug or chemical induced diabetes mellitus with proliferative diabetic retinopathy without macular edema, left eye	Proliferative diabetic retinopathy

Appendix A
Comorbid conditions

E093593	36202	Drug or chemical induced diabetes mellitus with proliferative diabetic retinopathy without macular edema, bilateral	Proliferative diabetic retinopathy
E093599	36202	Drug or chemical induced diabetes mellitus with proliferative diabetic retinopathy without macular edema, unspecified eye	Proliferative diabetic retinopathy
E10311	36201	Type 1 diabetes mellitus with unspecified diabetic retinopathy with macular edema	Background diabetic retinopathy
E10311	36207	Type 1 diabetes mellitus with unspecified diabetic retinopathy with macular edema	Diabetic macular edema
E10319	36201	Type 1 diabetes mellitus with unspecified diabetic retinopathy without macular edema	Background diabetic retinopathy
E103211	36204	Type 1 diabetes mellitus with mild nonproliferative diabetic retinopathy with macular edema, right eye	Mild nonproliferative diabetic retinopathy
E103211	36207	Type 1 diabetes mellitus with mild nonproliferative diabetic retinopathy with macular edema, right eye	Diabetic macular edema
E103212	36204	Type 1 diabetes mellitus with mild nonproliferative diabetic retinopathy with macular edema, left eye	Mild nonproliferative diabetic retinopathy
E103212	36207	Type 1 diabetes mellitus with mild nonproliferative diabetic retinopathy with macular edema, left eye	Diabetic macular edema
E103213	36204	Type 1 diabetes mellitus with mild nonproliferative diabetic retinopathy with macular edema, bilateral	Mild nonproliferative diabetic retinopathy
E103213	36207	Type 1 diabetes mellitus with mild nonproliferative diabetic retinopathy with macular edema, bilateral	Diabetic macular edema
E103219	36204	Type 1 diabetes mellitus with mild nonproliferative diabetic retinopathy with macular edema, unspecified eye	Mild nonproliferative diabetic retinopathy
E103219	36207	Type 1 diabetes mellitus with mild nonproliferative diabetic retinopathy with macular edema, unspecified eye	Diabetic macular edema
E103291	36204	Type 1 diabetes mellitus with mild nonproliferative diabetic retinopathy without macular edema, right eye	Mild nonproliferative diabetic retinopathy
E103292	36204	Type 1 diabetes mellitus with mild nonproliferative diabetic retinopathy without macular edema, left eye	Mild nonproliferative diabetic retinopathy
E103293	36204	Type 1 diabetes mellitus with mild nonproliferative diabetic retinopathy without macular edema, bilateral	Mild nonproliferative diabetic retinopathy
E103299	36204	Type 1 diabetes mellitus with mild nonproliferative diabetic retinopathy without macular edema, unspecified eye	Mild nonproliferative diabetic retinopathy
E103311	36205	Type 1 diabetes mellitus with moderate nonproliferative diabetic retinopathy with macular edema, right eye	Moderate nonproliferative diabetic retinopathy
E103311	36207	Type 1 diabetes mellitus with moderate nonproliferative diabetic retinopathy with macular edema, right eye	Diabetic macular edema
E103312	36205	Type 1 diabetes mellitus with moderate nonproliferative diabetic retinopathy with macular edema, left eye	Moderate nonproliferative diabetic retinopathy
E103312	36207	Type 1 diabetes mellitus with moderate nonproliferative diabetic retinopathy with macular edema, left eye	Diabetic macular edema
E103313	36205	Type 1 diabetes mellitus with moderate nonproliferative diabetic retinopathy with macular edema, bilateral	Moderate nonproliferative diabetic retinopathy
E103313	36207	Type 1 diabetes mellitus with moderate nonproliferative diabetic retinopathy with macular edema, bilateral	Diabetic macular edema
E103319	36205	Type 1 diabetes mellitus with moderate nonproliferative diabetic retinopathy with macular edema, unspecified eye	Moderate nonproliferative diabetic retinopathy
E103319	36207	Type 1 diabetes mellitus with moderate nonproliferative diabetic retinopathy with macular edema, unspecified eye	Diabetic macular edema
E103391	36205	Type 1 diabetes mellitus with moderate nonproliferative diabetic retinopathy without macular edema, right eye	Moderate nonproliferative diabetic retinopathy
E103392	36205	Type 1 diabetes mellitus with moderate nonproliferative diabetic retinopathy without macular edema, left eye	Moderate nonproliferative diabetic retinopathy
E103393	36205	Type 1 diabetes mellitus with moderate nonproliferative diabetic retinopathy without macular edema, bilateral	Moderate nonproliferative diabetic retinopathy
E103399	36205	Type 1 diabetes mellitus with moderate nonproliferative diabetic retinopathy without macular edema, unspecified eye	Moderate nonproliferative diabetic retinopathy

Appendix A
Comorbid conditions

E103411	36206	Type 1 diabetes mellitus with severe nonproliferative diabetic retinopathy with macular edema, right eye	Severe nonproliferative diabetic retinopathy
E103411	36207	Type 1 diabetes mellitus with severe nonproliferative diabetic retinopathy with macular edema, right eye	Diabetic macular edema
E103412	36206	Type 1 diabetes mellitus with severe nonproliferative diabetic retinopathy with macular edema, left eye	Severe nonproliferative diabetic retinopathy
E103412	36207	Type 1 diabetes mellitus with severe nonproliferative diabetic retinopathy with macular edema, left eye	Diabetic macular edema
E103413	36206	Type 1 diabetes mellitus with severe nonproliferative diabetic retinopathy with macular edema, bilateral	Severe nonproliferative diabetic retinopathy
E103413	36207	Type 1 diabetes mellitus with severe nonproliferative diabetic retinopathy with macular edema, bilateral	Diabetic macular edema
E103419	36206	Type 1 diabetes mellitus with severe nonproliferative diabetic retinopathy with macular edema, unspecified eye	Severe nonproliferative diabetic retinopathy
E103419	36207	Type 1 diabetes mellitus with severe nonproliferative diabetic retinopathy with macular edema, unspecified eye	Diabetic macular edema
E103491	36206	Type 1 diabetes mellitus with severe nonproliferative diabetic retinopathy without macular edema, right eye	Severe nonproliferative diabetic retinopathy
E103492	36206	Type 1 diabetes mellitus with severe nonproliferative diabetic retinopathy without macular edema, left eye	Severe nonproliferative diabetic retinopathy
E103493	36206	Type 1 diabetes mellitus with severe nonproliferative diabetic retinopathy without macular edema, bilateral	Severe nonproliferative diabetic retinopathy
E103499	36206	Type 1 diabetes mellitus with severe nonproliferative diabetic retinopathy without macular edema, unspecified eye	Severe nonproliferative diabetic retinopathy
E103511	36202	Type 1 diabetes mellitus with proliferative diabetic retinopathy with macular edema, right eye	Proliferative diabetic retinopathy
E103511	36207	Type 1 diabetes mellitus with proliferative diabetic retinopathy with macular edema, right eye	Diabetic macular edema
E103512	36202	Type 1 diabetes mellitus with proliferative diabetic retinopathy with macular edema, left eye	Proliferative diabetic retinopathy
E103512	36207	Type 1 diabetes mellitus with proliferative diabetic retinopathy with macular edema, left eye	Diabetic macular edema
E103513	36202	Type 1 diabetes mellitus with proliferative diabetic retinopathy with macular edema, bilateral	Proliferative diabetic retinopathy
E103521	36207	Type 1 diabetes mellitus with proliferative diabetic retinopathy with macular edema, bilateral	Diabetic macular edema
E103519	36202	Type 1 diabetes mellitus with proliferative diabetic retinopathy with macular edema, unspecified eye	Proliferative diabetic retinopathy
E103519	36207	Type 1 diabetes mellitus with proliferative diabetic retinopathy with macular edema, unspecified eye	Diabetic macular edema
E103521	36202	Type 1 diabetes mellitus with proliferative diabetic retinopathy with traction retinal detachment involving the macula, right eye	Proliferative diabetic retinopathy
E103522	36202	Type 1 diabetes mellitus with proliferative diabetic retinopathy with traction retinal detachment involving the macula, left eye	Proliferative diabetic retinopathy
E103523	36202	Type 1 diabetes mellitus with proliferative diabetic retinopathy with traction retinal detachment involving the macula, bilateral	Proliferative diabetic retinopathy
E103529	36202	Type 1 diabetes mellitus with proliferative diabetic retinopathy with traction retinal detachment involving the macula, unspecified eye	Proliferative diabetic retinopathy
E103531	36202	Type 1 diabetes mellitus with proliferative diabetic retinopathy with traction retinal detachment not involving the macula, right eye	Proliferative diabetic retinopathy
E103532	36202	Type 1 diabetes mellitus with proliferative diabetic retinopathy with traction retinal detachment not involving the macula, left eye	Proliferative diabetic retinopathy
E103533	36202	Type 1 diabetes mellitus with proliferative diabetic retinopathy with traction retinal detachment not involving the macula, bilateral	Proliferative diabetic retinopathy

Appendix A
Comorbid conditions

E103539	36202	Type 1 diabetes mellitus with proliferative diabetic retinopathy with traction retinal detachment not involving the macula, unspecified eye	Proliferative diabetic retinopathy
E103541	36202	Type 1 diabetes mellitus with proliferative diabetic retinopathy with combined traction retinal detachment and rhegmatogenous retinal detachment, right eye	Proliferative diabetic retinopathy
E103542	36202	Type 1 diabetes mellitus with proliferative diabetic retinopathy with combined traction retinal detachment and rhegmatogenous retinal detachment, left eye	Proliferative diabetic retinopathy
E103543	36202	Type 1 diabetes mellitus with proliferative diabetic retinopathy with combined traction retinal detachment and rhegmatogenous retinal detachment, bilateral	Proliferative diabetic retinopathy
E103549	36202	Type 1 diabetes mellitus with proliferative diabetic retinopathy with combined traction retinal detachment and rhegmatogenous retinal detachment, unspecified eye	Proliferative diabetic retinopathy
E103551	36202	Type 1 diabetes mellitus with stable proliferative diabetic retinopathy, right eye	Proliferative diabetic retinopathy
E103552	36202	Type 1 diabetes mellitus with stable proliferative diabetic retinopathy, left eye	Proliferative diabetic retinopathy
E103553	36202	Type 1 diabetes mellitus with stable proliferative diabetic retinopathy, bilateral	Proliferative diabetic retinopathy
E103559	36202	Type 1 diabetes mellitus with stable proliferative diabetic retinopathy, unspecified eye	Proliferative diabetic retinopathy
E103591	36202	Type 1 diabetes mellitus with proliferative diabetic retinopathy without macular edema, right eye	Proliferative diabetic retinopathy
E103592	36202	Type 1 diabetes mellitus with proliferative diabetic retinopathy without macular edema, left eye	Proliferative diabetic retinopathy
E103593	36202	Type 1 diabetes mellitus with proliferative diabetic retinopathy without macular edema, bilateral	Proliferative diabetic retinopathy
E103599	36202	Type 1 diabetes mellitus with proliferative diabetic retinopathy without macular edema, unspecified eye	Proliferative diabetic retinopathy
E11311	36201	Type 2 diabetes mellitus with unspecified diabetic retinopathy with macular edema	Background diabetic retinopathy
E11311	36207	Type 2 diabetes mellitus with unspecified diabetic retinopathy with macular edema	Diabetic macular edema
E11319	36201	Type 2 diabetes mellitus with unspecified diabetic retinopathy without macular edema	Background diabetic retinopathy
E113211	36204	Type 2 diabetes mellitus with mild nonproliferative diabetic retinopathy with macular edema, right eye	Mild nonproliferative diabetic retinopathy
E113211	36207	Type 2 diabetes mellitus with mild nonproliferative diabetic retinopathy with macular edema, right eye	Diabetic macular edema
E113212	36204	Type 2 diabetes mellitus with mild nonproliferative diabetic retinopathy with macular edema, left eye	Mild nonproliferative diabetic retinopathy
E113212	36207	Type 2 diabetes mellitus with mild nonproliferative diabetic retinopathy with macular edema, left eye	Diabetic macular edema
E113213	36204	Type 2 diabetes mellitus with mild nonproliferative diabetic retinopathy with macular edema, bilateral	Mild nonproliferative diabetic retinopathy
E113213	36207	Type 2 diabetes mellitus with mild nonproliferative diabetic retinopathy with macular edema, bilateral	Diabetic macular edema
E113219	36204	Type 2 diabetes mellitus with mild nonproliferative diabetic retinopathy with macular edema, unspecified eye	Mild nonproliferative diabetic retinopathy
E113219	36207	Type 2 diabetes mellitus with mild nonproliferative diabetic retinopathy with macular edema, unspecified eye	Diabetic macular edema
E113291	36203	Type 2 diabetes mellitus with mild nonproliferative diabetic retinopathy without macular edema, right eye	Nonproliferative diabetic retinopathy NOS
E113291	36204	Type 2 diabetes mellitus with mild nonproliferative diabetic retinopathy without macular edema, right eye	Mild nonproliferative diabetic retinopathy
E113292	36203	Type 2 diabetes mellitus with mild nonproliferative diabetic retinopathy without macular edema, left eye	Nonproliferative diabetic retinopathy NOS
E113292	36204	Type 2 diabetes mellitus with mild nonproliferative diabetic retinopathy without macular edema, left eye	Mild nonproliferative diabetic retinopathy

Appendix A
Comorbid conditions

E113293	36203	Type 2 diabetes mellitus with mild nonproliferative diabetic retinopathy without macular edema, bilateral	Nonproliferative diabetic retinopathy NOS
E113293	36204	Type 2 diabetes mellitus with mild nonproliferative diabetic retinopathy without macular edema, bilateral	Mild nonproliferative diabetic retinopathy
E113299	36203	Type 2 diabetes mellitus with mild nonproliferative diabetic retinopathy without macular edema, unspecified eye	Nonproliferative diabetic retinopathy NOS
E113299	36204	Type 2 diabetes mellitus with mild nonproliferative diabetic retinopathy without macular edema, unspecified eye	Mild nonproliferative diabetic retinopathy
E113311	36205	Type 2 diabetes mellitus with moderate nonproliferative diabetic retinopathy with macular edema, right eye	Moderate nonproliferative diabetic retinopathy
E113311	36207	Type 2 diabetes mellitus with moderate nonproliferative diabetic retinopathy with macular edema, right eye	Diabetic macular edema
E113312	36205	Type 2 diabetes mellitus with moderate nonproliferative diabetic retinopathy with macular edema, left eye	Moderate nonproliferative diabetic retinopathy
E113312	36207	Type 2 diabetes mellitus with moderate nonproliferative diabetic retinopathy with macular edema, left eye	Diabetic macular edema
E113313	36205	Type 2 diabetes mellitus with moderate nonproliferative diabetic retinopathy with macular edema, bilateral	Moderate nonproliferative diabetic retinopathy
E113313	36207	Type 2 diabetes mellitus with moderate nonproliferative diabetic retinopathy with macular edema, bilateral	Diabetic macular edema
E113319	36205	Type 2 diabetes mellitus with moderate nonproliferative diabetic retinopathy with macular edema, unspecified eye	Moderate nonproliferative diabetic retinopathy
E113319	36207	Type 2 diabetes mellitus with moderate nonproliferative diabetic retinopathy with macular edema, unspecified eye	Diabetic macular edema
E113391	36205	Type 2 diabetes mellitus with moderate nonproliferative diabetic retinopathy without macular edema, right eye	Moderate nonproliferative diabetic retinopathy
E113392	36205	Type 2 diabetes mellitus with moderate nonproliferative diabetic retinopathy without macular edema, left eye	Moderate nonproliferative diabetic retinopathy
E113393	36205	Type 2 diabetes mellitus with moderate nonproliferative diabetic retinopathy without macular edema, bilateral	Moderate nonproliferative diabetic retinopathy
E113399	36205	Type 2 diabetes mellitus with moderate nonproliferative diabetic retinopathy without macular edema, unspecified eye	Moderate nonproliferative diabetic retinopathy
E113411	36206	Type 2 diabetes mellitus with severe nonproliferative diabetic retinopathy with macular edema, right eye	Severe nonproliferative diabetic retinopathy
E113411	36207	Type 2 diabetes mellitus with severe nonproliferative diabetic retinopathy with macular edema, right eye	Diabetic macular edema
E113412	36206	Type 2 diabetes mellitus with severe nonproliferative diabetic retinopathy with macular edema, left eye	Severe nonproliferative diabetic retinopathy
E113412	36207	Type 2 diabetes mellitus with severe nonproliferative diabetic retinopathy with macular edema, left eye	Diabetic macular edema
E113413	36206	Type 2 diabetes mellitus with severe nonproliferative diabetic retinopathy with macular edema, bilateral	Severe nonproliferative diabetic retinopathy
E113413	36207	Type 2 diabetes mellitus with severe nonproliferative diabetic retinopathy with macular edema, bilateral	Diabetic macular edema
E113419	36206	Type 2 diabetes mellitus with severe nonproliferative diabetic retinopathy with macular edema, unspecified eye	Severe nonproliferative diabetic retinopathy
E113419	36207	Type 2 diabetes mellitus with severe nonproliferative diabetic retinopathy with macular edema, unspecified eye	Diabetic macular edema
E113491	36206	Type 2 diabetes mellitus with severe nonproliferative diabetic retinopathy without macular edema, right eye	Severe nonproliferative diabetic retinopathy
E113492	36206	Type 2 diabetes mellitus with severe nonproliferative diabetic retinopathy without macular edema, left eye	Severe nonproliferative diabetic retinopathy
E113493	36206	Type 2 diabetes mellitus with severe nonproliferative diabetic retinopathy without macular edema, bilateral	Severe nonproliferative diabetic retinopathy
E113499	36206	Type 2 diabetes mellitus with severe nonproliferative diabetic retinopathy without macular edema, unspecified eye	Severe nonproliferative diabetic retinopathy
E113511	36202	Type 2 diabetes mellitus with proliferative diabetic retinopathy with macular edema, right eye	Proliferative diabetic retinopathy

Appendix A
Comorbid conditions

E113511	36207	Type 2 diabetes mellitus with proliferative diabetic retinopathy with macular edema, right eye	Diabetic macular edema
E113512	36202	Type 2 diabetes mellitus with proliferative diabetic retinopathy with macular edema, left eye	Proliferative diabetic retinopathy
E113512	36207	Type 2 diabetes mellitus with proliferative diabetic retinopathy with macular edema, left eye	Diabetic macular edema
E113513	36202	Type 2 diabetes mellitus with proliferative diabetic retinopathy with macular edema, bilateral	Proliferative diabetic retinopathy
E113513	36207	Type 2 diabetes mellitus with proliferative diabetic retinopathy with macular edema, bilateral	Diabetic macular edema
E113519	36202	Type 2 diabetes mellitus with proliferative diabetic retinopathy with macular edema, unspecified eye	Proliferative diabetic retinopathy
E113519	36207	Type 2 diabetes mellitus with proliferative diabetic retinopathy with macular edema, unspecified eye	Diabetic macular edema
E113521	36202	Type 2 diabetes mellitus with proliferative diabetic retinopathy with traction retinal detachment involving the macula, right eye	Proliferative diabetic retinopathy
E113522	36202	Type 2 diabetes mellitus with proliferative diabetic retinopathy with traction retinal detachment involving the macula, left eye	Proliferative diabetic retinopathy
E113523	36202	Type 2 diabetes mellitus with proliferative diabetic retinopathy with traction retinal detachment involving the macula, bilateral	Proliferative diabetic retinopathy
E113529	36202	Type 2 diabetes mellitus with proliferative diabetic retinopathy with traction retinal detachment involving the macula, unspecified eye	Proliferative diabetic retinopathy
E113531	36202	Type 2 diabetes mellitus with proliferative diabetic retinopathy with traction retinal detachment not involving the macula, right eye	Proliferative diabetic retinopathy
E113532	36202	Type 2 diabetes mellitus with proliferative diabetic retinopathy with traction retinal detachment not involving the macula, left eye	Proliferative diabetic retinopathy
E113533	36202	Type 2 diabetes mellitus with proliferative diabetic retinopathy with traction retinal detachment not involving the macula, bilateral	Proliferative diabetic retinopathy
E113539	36202	Type 2 diabetes mellitus with proliferative diabetic retinopathy with traction retinal detachment not involving the macula, unspecified eye	Proliferative diabetic retinopathy
E113541	36202	Type 2 diabetes mellitus with proliferative diabetic retinopathy with combined traction retinal detachment and rhegmatogenous retinal detachment, right eye	Proliferative diabetic retinopathy
E113542	36202	Type 2 diabetes mellitus with proliferative diabetic retinopathy with combined traction retinal detachment and rhegmatogenous retinal detachment, left eye	Proliferative diabetic retinopathy
E113543	36202	Type 2 diabetes mellitus with proliferative diabetic retinopathy with combined traction retinal detachment and rhegmatogenous retinal detachment, bilateral	Proliferative diabetic retinopathy
E113549	36202	Type 2 diabetes mellitus with proliferative diabetic retinopathy with combined traction retinal detachment and rhegmatogenous retinal detachment, unspecified eye	Proliferative diabetic retinopathy
E113551	36202	Type 2 diabetes mellitus with stable proliferative diabetic retinopathy, right eye	Proliferative diabetic retinopathy
E113552	36202	Type 2 diabetes mellitus with stable proliferative diabetic retinopathy, left eye	Proliferative diabetic retinopathy
E113553	36202	Type 2 diabetes mellitus with stable proliferative diabetic retinopathy, bilateral	Proliferative diabetic retinopathy
E113559	36202	Type 2 diabetes mellitus with stable proliferative diabetic retinopathy, unspecified eye	Proliferative diabetic retinopathy
E113591	36202	Type 2 diabetes mellitus with proliferative diabetic retinopathy without macular edema, right eye	Proliferative diabetic retinopathy
E113592	36202	Type 2 diabetes mellitus with proliferative diabetic retinopathy without macular edema, left eye	Proliferative diabetic retinopathy

Appendix A
Comorbid conditions

E113593	36202	Type 2 diabetes mellitus with proliferative diabetic retinopathy without macular edema, bilateral	Proliferative diabetic retinopathy
E113599	36202	Type 2 diabetes mellitus with proliferative diabetic retinopathy without macular edema, unspecified eye	Proliferative diabetic retinopathy
E13311	36201	Other specified diabetes mellitus with unspecified diabetic retinopathy with macular edema	Background diabetic retinopathy
E13311	36207	Other specified diabetes mellitus with unspecified diabetic retinopathy with macular edema	Diabetic macular edema
E13319	36201	Other specified diabetes mellitus with unspecified diabetic retinopathy without macular edema	Background diabetic retinopathy
E133211	36204	Other specified diabetes mellitus with mild nonproliferative diabetic retinopathy with macular edema, right eye	Mild nonproliferative diabetic retinopathy
E133211	36207	Other specified diabetes mellitus with mild nonproliferative diabetic retinopathy with macular edema, right eye	Diabetic macular edema
E133212	36204	Other specified diabetes mellitus with mild nonproliferative diabetic retinopathy with macular edema, left eye	Mild nonproliferative diabetic retinopathy
E133212	36207	Other specified diabetes mellitus with mild nonproliferative diabetic retinopathy with macular edema, left eye	Diabetic macular edema
E133213	36204	Other specified diabetes mellitus with mild nonproliferative diabetic retinopathy with macular edema, bilateral	Mild nonproliferative diabetic retinopathy
E133213	36207	Other specified diabetes mellitus with mild nonproliferative diabetic retinopathy with macular edema, bilateral	Diabetic macular edema
E133219	36204	Other specified diabetes mellitus with mild nonproliferative diabetic retinopathy with macular edema, unspecified eye	Mild nonproliferative diabetic retinopathy
E133219	36207	Other specified diabetes mellitus with mild nonproliferative diabetic retinopathy with macular edema, unspecified eye	Diabetic macular edema
E133291	36204	Other specified diabetes mellitus with mild nonproliferative diabetic retinopathy without macular edema, right eye	Mild nonproliferative diabetic retinopathy
E133292	36204	Other specified diabetes mellitus with mild nonproliferative diabetic retinopathy without macular edema, left eye	Mild nonproliferative diabetic retinopathy
E133293	36204	Other specified diabetes mellitus with mild nonproliferative diabetic retinopathy without macular edema, bilateral	Mild nonproliferative diabetic retinopathy
E133299	36204	Other specified diabetes mellitus with mild nonproliferative diabetic retinopathy without macular edema, unspecified eye	Mild nonproliferative diabetic retinopathy
E133311	36205	Other specified diabetes mellitus with moderate nonproliferative diabetic retinopathy with macular edema, right eye	Moderate nonproliferative diabetic retinopathy
E133311	36207	Other specified diabetes mellitus with moderate nonproliferative diabetic retinopathy with macular edema, right eye	Diabetic macular edema
E133312	36205	Other specified diabetes mellitus with moderate nonproliferative diabetic retinopathy with macular edema, left eye	Moderate nonproliferative diabetic retinopathy
E133312	36207	Other specified diabetes mellitus with moderate nonproliferative diabetic retinopathy with macular edema, left eye	Diabetic macular edema
E133313	36205	Other specified diabetes mellitus with moderate nonproliferative diabetic retinopathy with macular edema, bilateral	Moderate nonproliferative diabetic retinopathy

Appendix A
Comorbid conditions

E133313	36207	Other specified diabetes mellitus with moderate nonproliferative diabetic retinopathy with macular edema, bilateral	Diabetic macular edema
E133319	36205	Other specified diabetes mellitus with moderate nonproliferative diabetic retinopathy with macular edema, unspecified eye	Moderate nonproliferative diabetic retinopathy
E133319	36207	Other specified diabetes mellitus with moderate nonproliferative diabetic retinopathy with macular edema, unspecified eye	Diabetic macular edema
E133391	36205	Other specified diabetes mellitus with moderate nonproliferative diabetic retinopathy without macular edema, right eye	Moderate nonproliferative diabetic retinopathy
E133392	36205	Other specified diabetes mellitus with moderate nonproliferative diabetic retinopathy without macular edema, left eye	Moderate nonproliferative diabetic retinopathy
E133393	36205	Other specified diabetes mellitus with moderate nonproliferative diabetic retinopathy without macular edema, bilateral	Moderate nonproliferative diabetic retinopathy
E133399	36205	Other specified diabetes mellitus with moderate nonproliferative diabetic retinopathy without macular edema, unspecified eye	Moderate nonproliferative diabetic retinopathy
E133411	36206	Other specified diabetes mellitus with severe nonproliferative diabetic retinopathy with macular edema, right eye	Severe nonproliferative diabetic retinopathy
E133411	36207	Other specified diabetes mellitus with severe nonproliferative diabetic retinopathy with macular edema, right eye	Diabetic macular edema
E133412	36206	Other specified diabetes mellitus with severe nonproliferative diabetic retinopathy with macular edema, left eye	Severe nonproliferative diabetic retinopathy
E133412	36207	Other specified diabetes mellitus with severe nonproliferative diabetic retinopathy with macular edema, left eye	Diabetic macular edema
E133413	36206	Other specified diabetes mellitus with severe nonproliferative diabetic retinopathy with macular edema, bilateral	Severe nonproliferative diabetic retinopathy
E133413	36207	Other specified diabetes mellitus with severe nonproliferative diabetic retinopathy with macular edema, bilateral	Diabetic macular edema
E133419	36206	Other specified diabetes mellitus with severe nonproliferative diabetic retinopathy with macular edema, unspecified eye	Severe nonproliferative diabetic retinopathy
E133419	36207	Other specified diabetes mellitus with severe nonproliferative diabetic retinopathy with macular edema, unspecified eye	Diabetic macular edema
E133491	36206	Other specified diabetes mellitus with severe nonproliferative diabetic retinopathy without macular edema, right eye	Severe nonproliferative diabetic retinopathy
E133492	36206	Other specified diabetes mellitus with severe nonproliferative diabetic retinopathy without macular edema, left eye	Severe nonproliferative diabetic retinopathy
E133493	36206	Other specified diabetes mellitus with severe nonproliferative diabetic retinopathy without macular edema, bilateral	Severe nonproliferative diabetic retinopathy
E133499	36206	Other specified diabetes mellitus with severe nonproliferative diabetic retinopathy without macular edema, unspecified eye	Severe nonproliferative diabetic retinopathy
E133511	36202	Other specified diabetes mellitus with proliferative diabetic retinopathy with macular edema, right eye	Proliferative diabetic retinopathy
E133511	36207	Other specified diabetes mellitus with proliferative diabetic retinopathy with macular edema, right eye	Diabetic macular edema

Appendix A
Comorbid conditions

E133512	36202	Other specified diabetes mellitus with proliferative diabetic retinopathy with macular edema, left eye	Proliferative diabetic retinopathy
E133512	36207	Other specified diabetes mellitus with proliferative diabetic retinopathy with macular edema, left eye	Diabetic macular edema
E133513	36202	Other specified diabetes mellitus with proliferative diabetic retinopathy with macular edema, bilateral	Proliferative diabetic retinopathy
E133513	36207	Other specified diabetes mellitus with proliferative diabetic retinopathy with macular edema, bilateral	Diabetic macular edema
E133519	36202	Other specified diabetes mellitus with proliferative diabetic retinopathy with macular edema, unspecified eye	Proliferative diabetic retinopathy
E133519	36207	Other specified diabetes mellitus with proliferative diabetic retinopathy with macular edema, unspecified eye	Diabetic macular edema
E133521	36202	Other specified diabetes mellitus with proliferative diabetic retinopathy with traction retinal detachment involving the macula, right eye	Proliferative diabetic retinopathy
E133522	36202	Other specified diabetes mellitus with proliferative diabetic retinopathy with traction retinal detachment involving the macula, left eye	Proliferative diabetic retinopathy
E133523	36202	Other specified diabetes mellitus with proliferative diabetic retinopathy with traction retinal detachment involving the macula, bilateral	Proliferative diabetic retinopathy
E133529	36202	Other specified diabetes mellitus with proliferative diabetic retinopathy with traction retinal detachment involving the macula, unspecified eye	Proliferative diabetic retinopathy
E133531	36202	Other specified diabetes mellitus with proliferative diabetic retinopathy with traction retinal detachment not involving the macula, right eye	Proliferative diabetic retinopathy
E133532	36202	Other specified diabetes mellitus with proliferative diabetic retinopathy with traction retinal detachment not involving the macula, left eye	Proliferative diabetic retinopathy
E133533	36202	Other specified diabetes mellitus with proliferative diabetic retinopathy with traction retinal detachment not involving the macula, bilateral	Proliferative diabetic retinopathy
E133539	36202	Other specified diabetes mellitus with proliferative diabetic retinopathy with traction retinal detachment not involving the macula, unspecified eye	Proliferative diabetic retinopathy
E133541	36202	Other specified diabetes mellitus with proliferative diabetic retinopathy with combined traction retinal detachment and rhegmatogenous retinal detachment, right eye	Proliferative diabetic retinopathy
E133542	36202	Other specified diabetes mellitus with proliferative diabetic retinopathy with combined traction retinal detachment and rhegmatogenous retinal detachment, left eye	Proliferative diabetic retinopathy
E133543	36202	Other specified diabetes mellitus with proliferative diabetic retinopathy with combined traction retinal detachment and rhegmatogenous retinal detachment, bilateral	Proliferative diabetic retinopathy
E133549	36202	Other specified diabetes mellitus with proliferative diabetic retinopathy with combined traction retinal detachment and rhegmatogenous retinal detachment, unspecified eye	Proliferative diabetic retinopathy
E133551	36202	Other specified diabetes mellitus with stable proliferative diabetic retinopathy, right eye	Proliferative diabetic retinopathy
E133552	36202	Other specified diabetes mellitus with stable proliferative diabetic retinopathy, left eye	Proliferative diabetic retinopathy
E133553	36202	Other specified diabetes mellitus with stable proliferative diabetic retinopathy, bilateral	Proliferative diabetic retinopathy
E133559	36202	Other specified diabetes mellitus with stable proliferative diabetic retinopathy, unspecified eye	Proliferative diabetic retinopathy
E133591	36202	Other specified diabetes mellitus with proliferative diabetic retinopathy without macular edema, right eye	Proliferative diabetic retinopathy

Appendix A
Comorbid conditions

E133592	36202	Other specified diabetes mellitus with proliferative diabetic retinopathy without macular edema, left eye	Proliferative diabetic retinopathy
E133593	36202	Other specified diabetes mellitus with proliferative diabetic retinopathy without macular edema, bilateral	Proliferative diabetic retinopathy
E133599	36202	Other specified diabetes mellitus with proliferative diabetic retinopathy without macular edema, unspecified eye	Proliferative diabetic retinopathy
E1336	25050	Other specified diabetes mellitus with diabetic cataract	Diabetes with ophthalmic manifestations, type II or unspecified type, not stated as uncontrolled
E1337X1	25050	Other specified diabetes mellitus with diabetic macular edema, resolved following treatment, right eye	Diabetes with ophthalmic manifestations, type II or unspecified type, not stated as uncontrolled
E1337X2	25050	Other specified diabetes mellitus with diabetic macular edema, resolved following treatment, left eye	Diabetes with ophthalmic manifestations, type II or unspecified type, not stated as uncontrolled
E1337X3	25050	Other specified diabetes mellitus with diabetic macular edema, resolved following treatment, bilateral	Diabetes with ophthalmic manifestations, type II or unspecified type, not stated as uncontrolled
E1337X9	25050	Other specified diabetes mellitus with diabetic macular edema, resolved following treatment, unspecified eye	Diabetes with ophthalmic manifestations, type II or unspecified type, not stated as uncontrolled
E1339	25050	Other specified diabetes mellitus with other diabetic ophthalmic complication	Diabetes with ophthalmic manifestations, type II or unspecified type, not stated as uncontrolled
ICD10 Dx	ICD9 Dx	LongDesICD10	LongDesICD9
E118	25090	Type 2 diabetes mellitus with unspecified complications	Diabetes with unspecified complication type II or unspecified type not stated as uncontrolled
E138	25090	Other specified diabetes mellitus with unspecified complications	Diabetes with unspecified complication type II or unspecified type not stated as uncontrolled
E108	25091	Type 1 diabetes mellitus with unspecified complications	Diabetes with unspecified complication type I [juvenile type] not stated as uncontrolled
E118	25092	Type 2 diabetes mellitus with unspecified complications	Diabetes with unspecified complication type II or unspecified type uncontrolled
E108	25093	Type 1 diabetes mellitus with unspecified complications	Diabetes with unspecified complication type I [juvenile type] uncontrolled
ICD10 Dx	ICD9 Dx	LongDesICD10	LongDesICD9
E109	25001	Type 1 diabetes mellitus without complications	Diabetes mellitus without mention of complication type I [juvenile type] not stated as uncontrolled
E119	25000	Type 2 diabetes mellitus without complications	Diabetes mellitus without mention of complication type II or unspecified type not stated as uncontrolled
E139	25000	Other specified diabetes mellitus without complications	Diabetes mellitus without mention of complication type II or unspecified type not stated as uncontrolled
ICD10 Dx	ICD9 Dx	LongDesICD10	LongDesICD9
E0840	3572	Diabetes mellitus due to underlying condition with diabetic neuropathy, unspecified	Polyneuropathy in diabetes
E0842	3572	Diabetes mellitus due to underlying condition with diabetic polyneuropathy	Polyneuropathy in diabetes
E0940	3572	Drug or chemical induced diabetes mellitus with neurological complications with diabetic neuropathy, unspecified	Polyneuropathy in diabetes
E0942	3572	Drug or chemical induced diabetes mellitus with neurological complications with diabetic polyneuropathy	Polyneuropathy in diabetes
E1040	3572	Type 1 diabetes mellitus with diabetic neuropathy, unspecified	Polyneuropathy in diabetes
E1042	3572	Type 1 diabetes mellitus with diabetic polyneuropathy	Polyneuropathy in diabetes
E1140	3572	Type 2 diabetes mellitus with diabetic neuropathy, unspecified	Polyneuropathy in diabetes
E1142	3572	Type 2 diabetes mellitus with diabetic polyneuropathy	Polyneuropathy in diabetes
E1340	3572	Other specified diabetes mellitus with diabetic neuropathy, unspecified	Polyneuropathy in diabetes
E1342	3572	Other specified diabetes mellitus with diabetic polyneuropathy	Polyneuropathy in diabetes
E0841	3559	Diabetes mellitus due to underlying condition with diabetic mononeuropathy	Mononeuritis of unspecified site
E0941	3559	Drug or chemical induced diabetes mellitus with neurological complications with diabetic mononeuropathy	Mononeuritis of unspecified site
E1041	3559	Type 1 diabetes mellitus with diabetic mononeuropathy	Mononeuritis of unspecified site

Appendix A
Comorbid conditions

E1141	3559	Type 2 diabetes mellitus with diabetic mononeuropathy	Mononeuritis of unspecified site
E1341	3559	Other specified diabetes mellitus with diabetic mononeuropathy	Mononeuritis of unspecified site

Hyperlipidemia

ICD10 Dx	ICD9 Dx	LongDesICD10	LongDesICD9
E780	2720	Pure hypercholesterolemia	PURE HYPERCHOLESTEROLEMIA
E7800	2722		MIXED HYPERLIPIDEMIA
E781	2724	Pure hyperglyceridemia	OTHER AND UNSPECIFIED HYPERLIPIDEMIA
E782		Mixed hyperlipidemia	
E784		Other hyperlipidemia	
E785		Hyperlipidemia, unspecified	

Renal dysfunction

ICD10 Dx	ICD9 Dx	LongDesICD10	LongDesICD9
B520	25040	Plasmodium malariae malaria with nephropathy	DIABETES WITH RENAL MANIFESTATIONS TYPE II OR UNSPECIFIED TYPE NOT STATED AS UNCONTROLLED
I823	25041	Embolism and thrombosis of renal vein	DIABETES WITH RENAL MANIFESTATIONS TYPE I [JUVENILE TYPE] NOT STATED AS UNCONTROLLED
M1030	25042	Gout due to renal impairment, unspecified site	DIABETES WITH RENAL MANIFESTATIONS TYPE II OR UNSPECIFIED TYPE UNCONTROLLED
M10311	25043	Gout due to renal impairment, right shoulder	DIABETES WITH RENAL MANIFESTATIONS TYPE I [JUVENILE TYPE] UNCONTROLLED
M10312	27410	Gout due to renal impairment, left shoulder	GOUTY NEPHROPATHY UNSPECIFIED
M10319	403	Gout due to renal impairment, unspecified shoulder	HYPERTENSIVE CHRONIC KIDNEY DISEASE
M10321	4030	Gout due to renal impairment, right elbow	MALIGNANT HYPERTENSIVE KIDNEY DISEASE
M10322	40300	Gout due to renal impairment, left elbow	HYPERTENSIVE CHRONIC KIDNEY DISEASE MALIGNANT WITH CHRONIC KIDNEY DISEASE STAGE I THROUGH STAGE IV OR UNSPECIFIED
M10329	40301	Gout due to renal impairment, unspecified elbow	HYPERTENSIVE CHRONIC KIDNEY DISEASE MALIGNANT WITH CHRONIC KIDNEY DISEASE STAGE V OR END STAGE RENAL DISEASE
M10331	4031	Gout due to renal impairment, right wrist	BENIGN HYPERTENSIVE KIDNEY DISEASE
M10332	40310	Gout due to renal impairment, left wrist	HYPERTENSIVE KIDNEY DISEASE BENIGN WITH CHRONIC KIDNEY DISEASE STAGE I THROUGH STAGE IV OR UNSPECIFIED
M10339	40311	Gout due to renal impairment, unspecified wrist	HYPERTENSIVE KIDNEY DISEASE BENIGN WITH CHRONIC KIDNEY DISEASE STAGE V OR END STAGE RENAL DISEASE
M10341	4039	Gout due to renal impairment, right hand	UNSPECIFIED HYPERTENSIVE KIDNEY DISEASE
M10342	40390	Gout due to renal impairment, left hand	HYPERTENSIVE CHRONIC KIDNEY DISEASE UNSPECIFIED WITH CHRONIC KIDNEY DISEASE STAGE I THROUGH STAGE IV OR UNSPECIFIED
M10349	40391	Gout due to renal impairment, unspecified hand	HYPERTENSIVE CHRONIC KIDNEY DISEASE UNSPECIFIED WITH CHRONIC KIDNEY DISEASE STAGE V OR END STAGE RENAL DISEASE
M10351	404	Gout due to renal impairment, right hip	HYPERTENSIVE HEART AND CHRONIC KIDNEY DISEASE
M10352	4040	Gout due to renal impairment, left hip	MALIGNANT HYPERTENSIVE HEART AND KIDNEY DISEASE
M10359	40400	Gout due to renal impairment, unspecified hip	HYPERTENSIVE HEART AND CHRONIC KIDNEY DISEASE MALIGNANT WITHOUT HEART FAILURE WITH CHRONIC KIDNEY DISEASE STAGE I THROUGH STAGE IV OR UNSPECIFIED
M10361	40401	Gout due to renal impairment, right knee	HYPERTENSIVE HEART AND CHRONIC KIDNEY DISEASE MALIGNANT WITH HEART FAILURE WITH CHRONIC KIDNEY DISEASE STAGE I THROUGH STAGE IV OR UNSPECIFIED
M10362	40402	Gout due to renal impairment, left knee	HYPERTENSIVE HEART AND CHRONIC KIDNEY DISEASE MALIGNANT WITHOUT HEART FAILURE WITH CHRONIC KIDNEY DISEASE STAGE V OR END STAGE RENAL DISEASE
M10369	40403	Gout due to renal impairment, unspecified knee	HYPERTENSIVE HEART AND CHRONIC KIDNEY DISEASE MALIGNANT WITH HEART FAILURE WITH CHRONIC KIDNEY DISEASE STAGE V OR END STAGE RENAL DISEASE
M10371	4041	Gout due to renal impairment, right ankle and foot	BENIGN HYPERTENSIVE HEART AND KIDNEY DISEASE

Appendix A
Comorbid conditions

M10372	40410	Gout due to renal impairment, left ankle and foot	HYPERTENSIVE HEART AND CHRONIC KIDNEY DISEASE BENIGN WITHOUT HEART FAILURE WITH CHRONIC KIDNEY DISEASE STAGE I THROUGH STAGE IV OR UNSPECIFIED
M10379	40411	Gout due to renal impairment, unspecified ankle and foot	HYPERTENSIVE HEART AND CHRONIC KIDNEY DISEASE BENIGN WITH HEART FAILURE WITH CHRONIC KIDNEY DISEASE STAGE I THROUGH STAGE IV OR UNSPECIFIED
M1038	40412	Gout due to renal impairment, vertebrae	HYPERTENSIVE HEART AND CHRONIC KIDNEY DISEASE BENIGN WITHOUT HEART FAILURE WITH CHRONIC KIDNEY DISEASE STAGE V OR END STAGE RENAL DISEASE
M1039	40413	Gout due to renal impairment, multiple sites	HYPERTENSIVE HEART AND CHRONIC KIDNEY DISEASE BENIGN WITH HEART FAILURE WITH CHRONIC KIDNEY DISEASE STAGE V OR END STAGE RENAL DISEASE
M3214	4049	Glomerular disease in systemic lupus erythematosus	UNSPECIFIED HYPERTENSIVE HEART AND KIDNEY DISEASE
M3215	40490	Tubulo-interstitial nephropathy in systemic lupus erythematosus	HYPERTENSIVE HEART AND CHRONIC KIDNEY DISEASE UNSPECIFIED WITHOUT HEART FAILURE WITH CHRONIC KIDNEY DISEASE STAGE I THROUGH STAGE IV OR UNSPECIFIED
M3504	40491	Sicca syndrome with tubulo-interstitial nephropathy	HYPERTENSIVE HEART AND CHRONIC KIDNEY DISEASE UNSPECIFIED WITH HEART FAILURE WITH CHRONIC KIDNEY DISEASE STAGE I THROUGH STAGE IV OR UNSPECIFIED
N000	40492	Acute nephritic syndrome with minor glomerular abnormality	HYPERTENSIVE HEART AND CHRONIC KIDNEY DISEASE UNSPECIFIED WITHOUT HEART FAILURE WITH CHRONIC KIDNEY DISEASE STAGE V OR END STAGE RENAL DISEASE
N001	40493	Acute nephritic syndrome with focal and segmental glomerular lesions	HYPERTENSIVE HEART AND CHRONIC KIDNEY DISEASE UNSPECIFIED WITH HEART FAILURE WITH CHRONIC KIDNEY DISEASE STAGE V OR END STAGE RENAL DISEASE
N002	4533	Acute nephritic syndrome with diffuse membranous glomerulonephritis	EMBOLISM AND THROMBOSIS OF RENAL VEIN
N003	5800	Acute nephritic syndrome with diffuse mesangial proliferative glomerulonephritis	ACUTE GLOMERULONEPHRITIS WITH LESION OF PROLIFERATIVE GLOMERULONEPHRITIS
N004	5804	Acute nephritic syndrome with diffuse endocapillary proliferative glomerulonephritis	ACUTE GLOMERULONEPHRITIS WITH LESION OF RAPIDLY PROGRESSIVE GLOMERULONEPHRITIS
N005	5808	Acute nephritic syndrome with diffuse mesangiocapillary glomerulonephritis	ACUTE GLOMERULONEPHRITIS WITH OTHER SPECIFIED PATHOLOGICAL LESION IN KIDNEY
N006	5809	Acute nephritic syndrome with dense deposit disease	ACUTE GLOMERULONEPHRITIS WITH UNSPECIFIED PATHOLOGICAL LESION IN KIDNEY
N007	581	Acute nephritic syndrome with diffuse crescentic glomerulonephritis	NEPHROTIC SYNDROME
N008	5810	Acute nephritic syndrome with other morphologic changes	NEPHROTIC SYNDROME WITH LESION OF PROLIFERATIVE GLOMERULONEPHRITIS
N009	5811	Acute nephritic syndrome with unspecified morphologic changes	NEPHROTIC SYNDROME WITH LESION OF MEMBRANOUS GLOMERULONEPHRITIS
N010	5812	Rapidly progressive nephritic syndrome with minor glomerular abnormality	NEPHROTIC SYNDROME WITH LESION OF MEMBRANOPROLIFERATIVE GLOMERULONEPHRITIS
N011	5813	Rapidly progressive nephritic syndrome with focal and segmental glomerular lesions	NEPHROTIC SYNDROME WITH LESION OF MINIMAL CHANGE GLOMERULONEPHRITIS
N012	5818	Rapidly progressive nephritic syndrome with diffuse membranous glomerulonephritis	NEPHROTIC SYNDROME WITH OTHER SPECIFIED PATHOLOGICAL LESION IN KIDNEY
N013	58181	Rapidly progressive nephritic syndrome with diffuse mesangial proliferative glomerulonephritis	NEPHROTIC SYNDROME IN DISEASES CLASSIFIED ELSEWHERE
N014	58189	Rapidly progressive nephritic syndrome with diffuse endocapillary proliferative glomerulonephritis	OTHER NEPHROTIC SYNDROME WITH SPECIFIED PATHOLOGICAL LESION IN KIDNEY
N015	5819	Rapidly progressive nephritic syndrome with diffuse mesangiocapillary glomerulonephritis	NEPHROTIC SYNDROME WITH UNSPECIFIED PATHOLOGICAL LESION IN KIDNEY
N016	5820	Rapidly progressive nephritic syndrome with dense deposit disease	CHRONIC GLOMERULONEPHRITIS WITH LESION OF PROLIFERATIVE GLOMERULONEPHRITIS
N017	5821	Rapidly progressive nephritic syndrome with diffuse crescentic glomerulonephritis	CHRONIC GLOMERULONEPHRITIS WITH LESION OF MEMBRANOUS GLOMERULONEPHRITIS
N018	5822	Rapidly progressive nephritic syndrome with other morphologic changes	CHRONIC GLOMERULONEPHRITIS WITH LESION OF MEMBRANOPROLIFERATIVE GLOMERULONEPHRITIS
N019	5824	Rapidly progressive nephritic syndrome with unspecified morphologic changes	CHRONIC GLOMERULONEPHRITIS WITH LESION OF RAPIDLY PROGRESSIVE GLOMERULONEPHRITIS

Appendix A
Comorbid conditions

N020	5828	Recurrent and persistent hematuria with minor glomerular abnormality	CHRONIC GLOMERULONEPHRITIS WITH OTHER SPECIFIED PATHOLOGICAL LESION IN KIDNEY
N021	5829	Recurrent and persistent hematuria with focal and segmental glomerular lesions	CHRONIC GLOMERULONEPHRITIS WITH UNSPECIFIED PATHOLOGICAL LESION IN KIDNEY
N022	5830	Recurrent and persistent hematuria with diffuse membranous glomerulonephritis	NEPHRITIS AND NEPHROPATHY NOT SPECIFIED AS ACUTE OR CHRONIC WITH LESION OF PROLIFERATIVE GLOMERULONEPHRITIS
N023	5831	Recurrent and persistent hematuria with diffuse mesangial proliferative glomerulonephritis	NEPHRITIS AND NEPHROPATHY NOT SPECIFIED AS ACUTE OR CHRONIC WITH LESION OF MEMBRANOUS GLOMERULONEPHRITIS
N024	5832	Recurrent and persistent hematuria with diffuse endocapillary proliferative glomerulonephritis	NEPHRITIS AND NEPHROPATHY NOT SPECIFIED AS ACUTE OR CHRONIC WITH LESION OF MEMBRANOPROLIFERATIVE GLOMERULONEPHRITIS
N025	5834	Recurrent and persistent hematuria with diffuse mesangiocapillary glomerulonephritis	NEPHRITIS AND NEPHROPATHY NOT SPECIFIED AS ACUTE OR CHRONIC WITH LESION OF RAPIDLY PROGRESSIVE GLOMERULONEPHRITIS
N026	5836	Recurrent and persistent hematuria with dense deposit disease	NEPHRITIS AND NEPHROPATHY NOT SPECIFIED AS ACUTE OR CHRONIC WITH LESION OF RENAL CORTICAL NECROSIS
N027	5837	Recurrent and persistent hematuria with diffuse crescentic glomerulonephritis	NEPHRITIS AND NEPHROPATHY NOT SPECIFIED AS ACUTE OR CHRONIC WITH LESION OF RENAL MEDULLARY NECROSIS
N028	5838	Recurrent and persistent hematuria with other morphologic changes	NEPHRITIS AND NEPHROPATHY NOT SPECIFIED AS ACUTE OR CHRONIC WITH OTHER SPECIFIED PATHOLOGICAL LESION IN KIDNEY
N029	5839	Recurrent and persistent hematuria with unspecified morphologic changes	NEPHRITIS AND NEPHROPATHY NOT SPECIFIED AS ACUTE OR CHRONIC WITH UNSPECIFIED PATHOLOGICAL LESION IN KIDNEY
N030	5846	Chronic nephritic syndrome with minor glomerular abnormality	ACUTE KIDNEY FAILURE WITH LESION OF RENAL CORTICAL NECROSIS
N031	5847	Chronic nephritic syndrome with focal and segmental glomerular lesions	ACUTE KIDNEY FAILURE WITH LESION OF RENAL MEDULLARY (PAPILLARY) NECROSIS
N032	5848	Chronic nephritic syndrome with diffuse membranous glomerulonephritis	ACUTE KIDNEY FAILURE WITH OTHER SPECIFIED PATHOLOGICAL LESION IN KIDNEY
N033	5849	Chronic nephritic syndrome with diffuse mesangial proliferative glomerulonephritis	ACUTE KIDNEY FAILURE UNSPECIFIED
N034	5851	Chronic nephritic syndrome with diffuse endocapillary proliferative glomerulonephritis	CHRONIC KIDNEY DISEASE STAGE I
N035	5852	Chronic nephritic syndrome with diffuse mesangiocapillary glomerulonephritis	CHRONIC KIDNEY DISEASE STAGE II (MILD)
N036	5853	Chronic nephritic syndrome with dense deposit disease	CHRONIC KIDNEY DISEASE STAGE III (MODERATE)
N037	5854	Chronic nephritic syndrome with diffuse crescentic glomerulonephritis	CHRONIC KIDNEY DISEASE STAGE IV (SEVERE)
N038	5855	Chronic nephritic syndrome with other morphologic changes	CHRONIC KIDNEY DISEASE STAGE V
N039	5856	Chronic nephritic syndrome with unspecified morphologic changes	END STAGE RENAL DISEASE
N040	5859	Nephrotic syndrome with minor glomerular abnormality	CHRONIC KIDNEY DISEASE UNSPECIFIED
N041	86600	Nephrotic syndrome with focal and segmental glomerular lesions	UNSPECIFIED INJURY TO KIDNEY WITHOUT OPEN WOUND INTO CAVITY
N042	86601	Nephrotic syndrome with diffuse membranous glomerulonephritis	HEMATOMA OF KIDNEY WITHOUT RUPTURE OF CAPSULE WITHOUT OPEN WOUND INTO CAVITY
N043	8661	Nephrotic syndrome with diffuse mesangial proliferative glomerulonephritis	INJURY TO KIDNEY WITH OPEN WOUND INTO CAVITY
N044		Nephrotic syndrome with diffuse endocapillary proliferative glomerulonephritis	
N045		Nephrotic syndrome with diffuse mesangiocapillary glomerulonephritis	
N046		Nephrotic syndrome with dense deposit disease	
N047		Nephrotic syndrome with diffuse crescentic glomerulonephritis	
N048		Nephrotic syndrome with other morphologic changes	
N049		Nephrotic syndrome with unspecified morphologic changes	

Appendix A
Comorbid conditions

N050		Unspecified nephritic syndrome with minor glomerular abnormality	
N051		Unspecified nephritic syndrome with focal and segmental glomerular lesions	
N052		Unspecified nephritic syndrome with diffuse membranous glomerulonephritis	
N053		Unspecified nephritic syndrome with diffuse mesangial proliferative glomerulonephritis	
N054		Unspecified nephritic syndrome with diffuse endocapillary proliferative glomerulonephritis	
N055		Unspecified nephritic syndrome with diffuse mesangiocapillary glomerulonephritis	
N056		Unspecified nephritic syndrome with dense deposit disease	
N057		Unspecified nephritic syndrome with diffuse crescentic glomerulonephritis	
N058		Unspecified nephritic syndrome with other morphologic changes	
N059		Unspecified nephritic syndrome with unspecified morphologic changes	
N060		Isolated proteinuria with minor glomerular abnormality	
N061		Isolated proteinuria with focal and segmental glomerular lesions	
N062		Isolated proteinuria with diffuse membranous glomerulonephritis	
N063		Isolated proteinuria with diffuse mesangial proliferative glomerulonephritis	
N064		Isolated proteinuria with diffuse endocapillary proliferative glomerulonephritis	
N065		Isolated proteinuria with diffuse mesangiocapillary glomerulonephritis	
N066		Isolated proteinuria with dense deposit disease	
N067		Isolated proteinuria with diffuse crescentic glomerulonephritis	
N068		Isolated proteinuria with other morphologic lesion	
N069		Isolated proteinuria with unspecified morphologic lesion	
N070		Hereditary nephropathy, not elsewhere classified with minor glomerular abnormality	
N071		Hereditary nephropathy, not elsewhere classified with focal and segmental glomerular lesions	
N072		Hereditary nephropathy, not elsewhere classified with diffuse membranous glomerulonephritis	
N073		Hereditary nephropathy, not elsewhere classified with diffuse mesangial proliferative glomerulonephritis	
N074		Hereditary nephropathy, not elsewhere classified with diffuse endocapillary proliferative glomerulonephritis	
N075		Hereditary nephropathy, not elsewhere classified with diffuse mesangiocapillary glomerulonephritis	
N076		Hereditary nephropathy, not elsewhere classified with dense deposit disease	
N077		Hereditary nephropathy, not elsewhere classified with diffuse crescentic glomerulonephritis	
N078		Hereditary nephropathy, not elsewhere classified with other morphologic lesions	
N079		Hereditary nephropathy, not elsewhere classified with unspecified morphologic lesions	
N08		Glomerular disorders in diseases classified elsewhere	
N140		Analgesic nephropathy	
N141		Nephropathy induced by other drugs, medicaments and biological substances	
N142		Nephropathy induced by unspecified drug, medicament or biological substance	
N143		Nephropathy induced by heavy metals	

Appendix A
Comorbid conditions

N144		Toxic nephropathy, not elsewhere classified	
N150		Balkan nephropathy	
N158		Other specified renal tubulo-interstitial diseases	
N159		Renal tubulo-interstitial disease, unspecified	
N16		Renal tubulo-interstitial disorders in diseases classified elsewhere	
N171		Acute kidney failure with acute cortical necrosis	
N172		Acute kidney failure with medullary necrosis	
N178		Other acute kidney failure	
N179		Acute kidney failure, unspecified	
N181		Chronic kidney disease, stage 1	
N182		Chronic kidney disease, stage 2 (mild)	
N183		Chronic kidney disease, stage 3 (moderate)	
N184		Chronic kidney disease, stage 4 (severe)	
N185		Chronic kidney disease, stage 5	
N186		End stage renal disease	
N189		Chronic kidney disease, unspecified	
N19		Unspecified kidney failure	
N261		Atrophy of kidney (terminal)	
N269		Renal sclerosis, unspecified	
S31001A		Unspecified open wound of lower back and pelvis with penetration into retroperitoneum, initial encounter	
S37001A		Unspecified injury of right kidney, initial encounter	
S37002A		Unspecified injury of left kidney, initial encounter	
S37009A		Unspecified injury of unspecified kidney, initial encounter	
S37011A		Minor contusion of right kidney, initial encounter	
S37012A		Minor contusion of left kidney, initial encounter	
S37019A		Minor contusion of unspecified kidney, initial encounter	
S37021A		Major contusion of right kidney, initial encounter	
S37022A		Major contusion of left kidney, initial encounter	
S37029A		Major contusion of unspecified kidney, initial encounter	
S37039A		Laceration of unspecified kidney, unspecified degree, initial encounter	
S37049A		Minor laceration of unspecified kidney, initial encounter	
S37059A		Moderate laceration of unspecified kidney, initial encounter	
S37069A		Major laceration of unspecified kidney, initial encounter	
Z4931		Encounter for adequacy testing for hemodialysis	
Z4932		Encounter for adequacy testing for peritoneal dialysis	
ICD10 Px	ICD9 Px	LongDesICD10	LongDesICD9
3E1M39Z	3995	Irrigation of Peritoneal Cavity using Dialysate, Percutaneous Approach	HEMODIALYSIS
5A1D00Z	5498	Performance of Urinary Filtration, Single	PERITONEAL DIALYSIS
5A1D60Z		Performance of Urinary Filtration, Multiple	
HCPCS			
90935			
90937			
90939			
90940			
90945			
90947			
90951			
90952			
90953			
90954			
90955			
90956			
90957			
90958			
90959			
90960			
90961			
90962			
90963			

Appendix A
Comorbid conditions

90964
90965
90966
90967
90968
90969
90970
90989
90993
99512
99559

Chronic liver disease

ICD10 Dx	ICD9 Dx	LongDesICD10	LongDesICD9
B251	571	Cytomegaloviral hepatitis	CHRONIC LIVER DISEASE AND CIRRHOSIS
K700	5710	Alcoholic fatty liver	ALCOHOLIC FATTY LIVER
K7010	5711	Alcoholic hepatitis without ascites	ACUTE ALCOHOLIC HEPATITIS
K7011	5712	Alcoholic hepatitis with ascites	ALCOHOLIC CIRRHOSIS OF LIVER
K702	5713	Alcoholic fibrosis and sclerosis of liver	ALCOHOLIC LIVER DAMAGE UNSPECIFIED
K7030	5714	Alcoholic cirrhosis of liver without ascites	CHRONIC HEPATITIS
K7031	57140	Alcoholic cirrhosis of liver with ascites	CHRONIC HEPATITIS UNSPECIFIED
K7040	57141	Alcoholic hepatic failure without coma	CHRONIC PERSISTENT HEPATITIS
K7041	57142	Alcoholic hepatic failure with coma	AUTOIMMUNE HEPATITIS
K709	57149	Alcoholic liver disease, unspecified	OTHER CHRONIC HEPATITIS
K710	5715	Toxic liver disease with cholestasis	CIRRHOSIS OF LIVER WITHOUT ALCOHOL
K7110	5716	Toxic liver disease with hepatic necrosis, without coma	BILIARY CIRRHOSIS
K7111	5718	Toxic liver disease with hepatic necrosis, with coma	OTHER CHRONIC NONALCOHOLIC LIVER DISEASE
K712	5719	Toxic liver disease with acute hepatitis	UNSPECIFIED CHRONIC LIVER DISEASE WITHOUT ALCOHOL
K713	572	Toxic liver disease with chronic persistent hepatitis	LIVER ABSCESS AND SEQUELAE OF CHRONIC LIVER DISEASE
K714	5720	Toxic liver disease with chronic lobular hepatitis	ABSCESS OF LIVER
K7150	5721	Toxic liver disease with chronic active hepatitis without ascites	PORTAL PYEMIA
K7151	5722	Toxic liver disease with chronic active hepatitis with ascites	HEPATIC ENCEPHALOPATHY
K716	5723	Toxic liver disease with hepatitis, not elsewhere classified	PORTAL HYPERTENSION
K717	5724	Toxic liver disease with fibrosis and cirrhosis of liver	HEPATORENAL SYNDROME
K718	5728	Toxic liver disease with other disorders of liver	OTHER SEQUELAE OF CHRONIC LIVER DISEASE
K719	573	Toxic liver disease, unspecified	OTHER DISORDERS OF LIVER
K7201	5730	Acute and subacute hepatic failure with coma	CHRONIC PASSIVE CONGESTION OF LIVER
K7210	5731	Chronic hepatic failure without coma	HEPATITIS IN VIRAL DISEASES CLASSIFIED ELSEWHERE
K7211	5732	Chronic hepatic failure with coma	HEPATITIS IN OTHER INFECTIOUS DISEASES CLASSIFIED ELSEWHERE
K7290	5733	Hepatic failure, unspecified without coma	HEPATITIS UNSPECIFIED
K7291	5734	Hepatic failure, unspecified with coma	HEPATIC INFARCTION
K730	5735	Chronic persistent hepatitis, not elsewhere classified	HEPATOPULMONARY SYNDROME
K731	5738	Chronic lobular hepatitis, not elsewhere classified	OTHER SPECIFIED DISORDERS OF LIVER
K732	5739	Chronic active hepatitis, not elsewhere classified	UNSPECIFIED DISORDER OF LIVER
K738		Other chronic hepatitis, not elsewhere classified	
K739		Chronic hepatitis, unspecified	
K740		Hepatic fibrosis	
K741		Hepatic sclerosis	
K742		Hepatic fibrosis with hepatic sclerosis	
K743		Primary biliary cirrhosis	
K744		Secondary biliary cirrhosis	
K745		Biliary cirrhosis, unspecified	
K7460		Unspecified cirrhosis of liver	
K7469		Other cirrhosis of liver	
K750		Abscess of liver	
K751		Phlebitis of portal vein	
K752		Nonspecific reactive hepatitis	
K753		Granulomatous hepatitis, not elsewhere classified	
K754		Autoimmune hepatitis	

Appendix A
Comorbid conditions

K7581		Nonalcoholic steatohepatitis (NASH)	
K7589		Other specified inflammatory liver diseases	
K759		Inflammatory liver disease, unspecified	
K760		Fatty (change of) liver, not elsewhere classified	
K761		Chronic passive congestion of liver	
K763		Infarction of liver	
K764		Peliosis hepatis	
K765		Hepatic veno-occlusive disease	
K766		Portal hypertension	
K767		Hepatorenal syndrome	
K7681		Hepatopulmonary syndrome	
K7689		Other specified diseases of liver	
K769		Liver disease, unspecified	
K77		Liver disorders in diseases classified elsewhere	

Asthma

ICD10 Dx	ICD9 Dx	LongDesICD10	LongDesICD9
J440	493	Chronic obstructive pulmonary disease with acute lower respiratory infection	ASTHMA
J441	4930	Chronic obstructive pulmonary disease with (acute) exacerbation	EXTRINSIC ASTHMA
J449	49300	Chronic obstructive pulmonary disease, unspecified	EXTRINSIC ASTHMA UNSPECIFIED
J4520	49301	Mild intermittent asthma, uncomplicated	EXTRINSIC ASTHMA WITH STATUS ASTHMATICUS
J4521	49302	Mild intermittent asthma with (acute) exacerbation	EXTRINSIC ASTHMA WITH (ACUTE) EXACERBATION
J4522	4931	Mild intermittent asthma with status asthmaticus	INTRINSIC ASTHMA
J4530	49310	Mild persistent asthma, uncomplicated	INTRINSIC ASTHMA UNSPECIFIED
J4531	49311	Mild persistent asthma with (acute) exacerbation	INTRINSIC ASTHMA WITH STATUS ASTHMATICUS
J4532	49312	Mild persistent asthma with status asthmaticus	INTRINSIC ASTHMA WITH (ACUTE) EXACERBATION
J4540	4932	Moderate persistent asthma, uncomplicated	CHRONIC OBSTRUCTIVE ASTHMA
J4541	49320	Moderate persistent asthma with (acute) exacerbation	CHRONIC OBSTRUCTIVE ASTHMA UNSPECIFIED
J4542	49321	Moderate persistent asthma with status asthmaticus	CHRONIC OBSTRUCTIVE ASTHMA WITH STATUS ASTHMATICUS
J4550	49322	Severe persistent asthma, uncomplicated	CHRONIC OBSTRUCTIVE ASTHMA WITH (ACUTE) EXACERBATION
J4551	4938	Severe persistent asthma with (acute) exacerbation	OTHER SPECIFIED ASTHMA
J4552	49381	Severe persistent asthma with status asthmaticus	EXERCISE-INDUCED BRONCHOSPASM
J45901	49382	Unspecified asthma with (acute) exacerbation	COUGH VARIANT ASTHMA
J45902	4939	Unspecified asthma with status asthmaticus	ASTHMA UNSPECIFIED
J45909	49390	Unspecified asthma, uncomplicated	ASTHMA UNSPECIFIED
J45990	49391	Exercise induced bronchospasm	ASTHMA UNSPECIFIED TYPE WITH STATUS ASTHMATICUS
J45991	49392	Cough variant asthma	ASTHMA UNSPECIFIED WITH (ACUTE) EXACERBATION
J45998		Other asthma	

Ischemic heart disease

ICD10 Dx	ICD9 Dx	LongDesICD10	LongDesICD9
I201	412	Angina pectoris with documented spasm	OLD MYOCARDIAL INFARCTION
I208	413	Other forms of angina pectoris	ANGINA PECTORIS
I209	4130	Angina pectoris, unspecified	ANGINA DECUBITUS
I2510	4131	Atherosclerotic heart disease of native coronary artery without angina pectoris	PRINZMETAL ANGINA
I25110	4139	Atherosclerotic heart disease of native coronary artery with unstable angina pectoris	OTHER AND UNSPECIFIED ANGINA PECTORIS
I25111	414	Atherosclerotic heart disease of native coronary artery with angina pectoris with documented spasm	OTHER FORMS OF CHRONIC ISCHEMIC HEART DISEASE
I25118	4140	Atherosclerotic heart disease of native coronary artery with other forms of angina pectoris	CORONARY ATHEROSCLEROSIS
I25119	41400	Atherosclerotic heart disease of native coronary artery with unspecified angina pectoris	CORONARY ATHEROSCLEROSIS OF UNSPECIFIED TYPE OF VESSEL NATIVE OR GRAFT
I252	41401	Old myocardial infarction	CORONARY ATHEROSCLEROSIS OF NATIVE CORONARY ARTERY
I253	41402	Aneurysm of heart	CORONARY ATHEROSCLEROSIS OF AUTOLOGOUS VEIN BYPASS GRAFT

Appendix A
Comorbid conditions

I2541	41403	Coronary artery aneurysm	CORONARY ATHEROSCLEROSIS OF NONAUTOLOGOUS BIOLOGICAL BYPASS GRAFT
I2542	41404	Coronary artery dissection	CORONARY ATHEROSCLEROSIS OF ARTERY BYPASS GRAFT
I255	41405	Ischemic cardiomyopathy	CORONARY ATHEROSCLEROSIS OF UNSPECIFIED BYPASS GRAFT
I256	41406	Silent myocardial ischemia	CORONARY ATHEROSCLEROSIS OF NATIVE CORONARY ARTERY OF TRANSPLANTED HEART
I25700	41407	Atherosclerosis of coronary artery bypass graft(s), unspecified, with unstable angina pectoris	CORONARY ATHEROSCLEROSIS OF BYPASS GRAFT (ARTERY) (VEIN) OF TRANSPLANTED HEART
I25701	4141	Atherosclerosis of coronary artery bypass graft(s), unspecified, with angina pectoris with documented spasm	ANEURYSM AND DISSECTION OF HEART
I25708	41410	Atherosclerosis of coronary artery bypass graft(s), unspecified, with other forms of angina pectoris	ANEURYSM OF HEART (WALL)
I25709	41411	Atherosclerosis of coronary artery bypass graft(s), unspecified, with unspecified angina pectoris	ANEURYSM OF CORONARY VESSELS
I25710	41412	Atherosclerosis of autologous vein coronary artery bypass graft(s) with unstable angina pectoris	DISSECTION OF CORONARY ARTERY
I25711	41419	Atherosclerosis of autologous vein coronary artery bypass graft(s) with angina pectoris with documented spasm	OTHER ANEURYSM OF HEART
I25718	4142	Atherosclerosis of autologous vein coronary artery bypass graft(s) with other forms of angina pectoris	CHRONIC TOTAL OCCLUSION OF CORONARY ARTERY
I25719	4143	Atherosclerosis of autologous vein coronary artery bypass graft(s) with unspecified angina pectoris	CORONARY ATHEROSCLEROSIS DUE TO LIPID RICH PLAQUE
I25720	4144	Atherosclerosis of autologous artery coronary artery bypass graft(s) with unstable angina pectoris	CORONARY ATHEROSCLEROSIS DUE TO CALCIFIED CORONARY LESION
I25721	4148	Atherosclerosis of autologous artery coronary artery bypass graft(s) with angina pectoris with documented spasm	OTHER SPECIFIED FORMS OF CHRONIC ISCHEMIC HEART DISEASE
I25728	4149	Atherosclerosis of autologous artery coronary artery bypass graft(s) with other forms of angina pectoris	CHRONIC ISCHEMIC HEART DISEASE UNSPECIFIED
I25729		Atherosclerosis of autologous artery coronary artery bypass graft(s) with unspecified angina pectoris	
I25730		Atherosclerosis of nonautologous biological coronary artery bypass graft(s) with unstable angina pectoris	
I25731		Atherosclerosis of nonautologous biological coronary artery bypass graft(s) with angina pectoris with documented spasm	
I25738		Atherosclerosis of nonautologous biological coronary artery bypass graft(s) with other forms of angina pectoris	
I25739		Atherosclerosis of nonautologous biological coronary artery bypass graft(s) with unspecified angina pectoris	
I25750		Atherosclerosis of native coronary artery of transplanted heart with unstable angina	
I25751		Atherosclerosis of native coronary artery of transplanted heart with angina pectoris with documented spasm	
I25758		Atherosclerosis of native coronary artery of transplanted heart with other forms of angina pectoris	
I25759		Atherosclerosis of native coronary artery of transplanted heart with unspecified angina pectoris	
I25760		Atherosclerosis of bypass graft of coronary artery of transplanted heart with unstable angina	
I25761		Atherosclerosis of bypass graft of coronary artery of transplanted heart with angina pectoris with documented spasm	
I25768		Atherosclerosis of bypass graft of coronary artery of transplanted heart with other forms of angina pectoris	
I25769		Atherosclerosis of bypass graft of coronary artery of transplanted heart with unspecified angina pectoris	
I25790		Atherosclerosis of other coronary artery bypass graft(s) with unstable angina pectoris	
I25791		Atherosclerosis of other coronary artery bypass graft(s) with angina pectoris with documented spasm	

Appendix A
Comorbid conditions

I25798		Atherosclerosis of other coronary artery bypass graft(s) with other forms of angina pectoris	
I25799		Atherosclerosis of other coronary artery bypass graft(s) with unspecified angina pectoris	
I25810		Atherosclerosis of coronary artery bypass graft(s) without angina pectoris	
I25811		Atherosclerosis of native coronary artery of transplanted heart without angina pectoris	
I25812		Atherosclerosis of bypass graft of coronary artery of transplanted heart without angina pectoris	
I2582		Chronic total occlusion of coronary artery	
I2583		Coronary atherosclerosis due to lipid rich plaque	
I2584		Coronary atherosclerosis due to calcified coronary lesion	
I2589		Other forms of chronic ischemic heart disease	
I259		Chronic ischemic heart disease, unspecified	

COPD

ICD10 Dx	ICD9 Dx	LongDesICD10	LongDesICD9
J40	490	Bronchitis, not specified as acute or chronic	BRONCHITIS NOT SPECIFIED AS ACUTE OR CHRONIC
J410	491	Simple chronic bronchitis	CHRONIC BRONCHITIS
J411	4910	Mucopurulent chronic bronchitis	SIMPLE CHRONIC BRONCHITIS
J418	4911	Mixed simple and mucopurulent chronic bronchitis	MUCOPURULENT CHRONIC BRONCHITIS
J42	4912	Unspecified chronic bronchitis	OBSTRUCTIVE CHRONIC BRONCHITIS
J430	49120	Unilateral pulmonary emphysema [MacLeod's syndrome]	OBSTRUCTIVE CHRONIC BRONCHITIS WITHOUT EXACERBATION
J431	49121	Panlobular emphysema	OBSTRUCTIVE CHRONIC BRONCHITIS WITH (ACUTE) EXACERBATION
J432	49122	Centrilobular emphysema	OBSTRUCTIVE CHRONIC BRONCHITIS WITH ACUTE BRONCHITIS
J438	4918	Other emphysema	OTHER CHRONIC BRONCHITIS
J439	4919	Emphysema, unspecified	UNSPECIFIED CHRONIC BRONCHITIS
J440	492	Chronic obstructive pulmonary disease with acute lower respiratory infection	EMPHYSEMA
J441	4920	Chronic obstructive pulmonary disease with (acute) exacerbation	EMPHYSEMATOUS BLEB
J449	4928	Chronic obstructive pulmonary disease, unspecified	OTHER EMPHYSEMA
J470	494	Bronchiectasis with acute lower respiratory infection	BRONCHIECTASIS
J471	4940	Bronchiectasis with (acute) exacerbation	BRONCHIECTASIS WITHOUT ACUTE EXACERBATION
J479	4941	Bronchiectasis, uncomplicated	BRONCHIECTASIS WITH ACUTE EXACERBATION
	496		CHRONIC AIRWAY OBSTRUCTION NOT ELSEWHERE CLASSIFIED

Occurrence of malignancy

ICD10 Dx	ICD9 Dx	LongDesICD10	LongDesICD9
C000	140	Malignant neoplasm of external upper lip	MALIGNANT NEOPLASM OF LIP
C001	1400	Malignant neoplasm of external lower lip	MALIGNANT NEOPLASM OF UPPER LIP VERMILION BORDER
C002	1401	Malignant neoplasm of external lip, unspecified	MALIGNANT NEOPLASM OF LOWER LIP VERMILION BORDER
C003	1403	Malignant neoplasm of upper lip, inner aspect	MALIGNANT NEOPLASM OF UPPER LIP INNER ASPECT
C004	1404	Malignant neoplasm of lower lip, inner aspect	MALIGNANT NEOPLASM OF LOWER LIP INNER ASPECT
C005	1405	Malignant neoplasm of lip, unspecified, inner aspect	MALIGNANT NEOPLASM OF LIP UNSPECIFIED INNER ASPECT
C006	1406	Malignant neoplasm of commissure of lip, unspecified	MALIGNANT NEOPLASM OF COMMISSURE OF LIP
C008	1408	Malignant neoplasm of overlapping sites of lip	MALIGNANT NEOPLASM OF OTHER SITES OF LIP
C009	1409	Malignant neoplasm of lip, unspecified	MALIGNANT NEOPLASM OF LIP UNSPECIFIED VERMILION BORDER
C01	141	Malignant neoplasm of base of tongue	MALIGNANT NEOPLASM OF TONGUE
C020	1410	Malignant neoplasm of dorsal surface of tongue	MALIGNANT NEOPLASM OF BASE OF TONGUE
C021	1411	Malignant neoplasm of border of tongue	MALIGNANT NEOPLASM OF DORSAL SURFACE OF TONGUE
C022	1412	Malignant neoplasm of ventral surface of tongue	MALIGNANT NEOPLASM OF TIP AND LATERAL BORDER OF TONGUE

Appendix A
Comorbid conditions

C023	1413	Malignant neoplasm of anterior two-thirds of tongue, part unspecified	MALIGNANT NEOPLASM OF VENTRAL SURFACE OF TONGUE
C024	1414	Malignant neoplasm of lingual tonsil	MALIGNANT NEOPLASM OF ANTERIOR TWO-THIRDS OF TONGUE PART UNSPECIFIED
C028	1415	Malignant neoplasm of overlapping sites of tongue	MALIGNANT NEOPLASM OF JUNCTIONAL ZONE OF TONGUE
C029	1416	Malignant neoplasm of tongue, unspecified	MALIGNANT NEOPLASM OF LINGUAL TONSIL
C030	1418	Malignant neoplasm of upper gum	MALIGNANT NEOPLASM OF OTHER SITES OF TONGUE
C031	1419	Malignant neoplasm of lower gum	MALIGNANT NEOPLASM OF TONGUE UNSPECIFIED
C039	142	Malignant neoplasm of gum, unspecified	MALIGNANT NEOPLASM OF MAJOR SALIVARY GLANDS
C040	1420	Malignant neoplasm of anterior floor of mouth	MALIGNANT NEOPLASM OF PAROTID GLAND
C041	1421	Malignant neoplasm of lateral floor of mouth	MALIGNANT NEOPLASM OF SUBMANDIBULAR GLAND
C048	1422	Malignant neoplasm of overlapping sites of floor of mouth	MALIGNANT NEOPLASM OF SUBLINGUAL GLAND
C049	1428	Malignant neoplasm of floor of mouth, unspecified	MALIGNANT NEOPLASM OF OTHER MAJOR SALIVARY GLANDS
C050	1429	Malignant neoplasm of hard palate	MALIGNANT NEOPLASM OF SALIVARY GLAND UNSPECIFIED
C051	143	Malignant neoplasm of soft palate	MALIGNANT NEOPLASM OF GUM
C052	1430	Malignant neoplasm of uvula	MALIGNANT NEOPLASM OF UPPER GUM
C058	1431	Malignant neoplasm of overlapping sites of palate	MALIGNANT NEOPLASM OF LOWER GUM
C059	1438	Malignant neoplasm of palate, unspecified	MALIGNANT NEOPLASM OF OTHER SITES OF GUM
C060	1439	Malignant neoplasm of cheek mucosa	MALIGNANT NEOPLASM OF GUM UNSPECIFIED
C061	144	Malignant neoplasm of vestibule of mouth	MALIGNANT NEOPLASM OF FLOOR OF MOUTH
C062	1440	Malignant neoplasm of retromolar area	MALIGNANT NEOPLASM OF ANTERIOR PORTION OF FLOOR OF MOUTH
C0680	1441	Malignant neoplasm of overlapping sites of unspecified parts of mouth	MALIGNANT NEOPLASM OF LATERAL PORTION OF FLOOR OF MOUTH
C0689	1448	Malignant neoplasm of overlapping sites of other parts of mouth	MALIGNANT NEOPLASM OF OTHER SITES OF FLOOR OF MOUTH
C069	1449	Malignant neoplasm of mouth, unspecified	MALIGNANT NEOPLASM OF FLOOR OF MOUTH PART UNSPECIFIED
C07	145	Malignant neoplasm of parotid gland	MALIGNANT NEOPLASM OF OTHER AND UNSPECIFIED PARTS OF MOUTH
C080	1450	Malignant neoplasm of submandibular gland	MALIGNANT NEOPLASM OF CHEEK MUCOSA
C081	1451	Malignant neoplasm of sublingual gland	MALIGNANT NEOPLASM OF VESTIBULE OF MOUTH
C089	1452	Malignant neoplasm of major salivary gland, unspecified	MALIGNANT NEOPLASM OF HARD PALATE
C090	1453	Malignant neoplasm of tonsillar fossa	MALIGNANT NEOPLASM OF SOFT PALATE
C091	1454	Malignant neoplasm of tonsillar pillar (anterior) (posterior)	MALIGNANT NEOPLASM OF UVULA
C098	1455	Malignant neoplasm of overlapping sites of tonsil	MALIGNANT NEOPLASM OF PALATE UNSPECIFIED
C099	1456	Malignant neoplasm of tonsil, unspecified	MALIGNANT NEOPLASM OF RETROMOLAR AREA
C100	1458	Malignant neoplasm of vallecula	MALIGNANT NEOPLASM OF OTHER SPECIFIED PARTS OF MOUTH
C101	1459	Malignant neoplasm of anterior surface of epiglottis	MALIGNANT NEOPLASM OF MOUTH UNSPECIFIED
C102	146	Malignant neoplasm of lateral wall of oropharynx	MALIGNANT NEOPLASM OF OROPHARYNX
C103	1460	Malignant neoplasm of posterior wall of oropharynx	MALIGNANT NEOPLASM OF TONSIL
C104	1461	Malignant neoplasm of branchial cleft	MALIGNANT NEOPLASM OF TONSILLAR FOSSA
C108	1462	Malignant neoplasm of overlapping sites of oropharynx	MALIGNANT NEOPLASM OF TONSILLAR PILLARS (ANTERIOR) (POSTERIOR)
C109	1463	Malignant neoplasm of oropharynx, unspecified	MALIGNANT NEOPLASM OF VALLECULA EPIGLOTTICA
C110	1464	Malignant neoplasm of superior wall of nasopharynx	MALIGNANT NEOPLASM OF ANTERIOR ASPECT OF EPIGLOTTIS
C111	1465	Malignant neoplasm of posterior wall of nasopharynx	MALIGNANT NEOPLASM OF JUNCTIONAL REGION OF OROPHARYNX
C112	1466	Malignant neoplasm of lateral wall of nasopharynx	MALIGNANT NEOPLASM OF LATERAL WALL OF OROPHARYNX
C113	1467	Malignant neoplasm of anterior wall of nasopharynx	MALIGNANT NEOPLASM OF POSTERIOR WALL OF OROPHARYNX
C118	1468	Malignant neoplasm of overlapping sites of nasopharynx	MALIGNANT NEOPLASM OF OTHER SPECIFIED SITES OF OROPHARYNX
C119	1469	Malignant neoplasm of nasopharynx, unspecified	MALIGNANT NEOPLASM OF OROPHARYNX UNSPECIFIED SITE
C12	147	Malignant neoplasm of pyriform sinus	MALIGNANT NEOPLASM OF NASOPHARYNX

Appendix A
Comorbid conditions

C130	1470	Malignant neoplasm of postcricoid region	MALIGNANT NEOPLASM OF SUPERIOR WALL OF NASOPHARYNX
C131	1471	Malignant neoplasm of aryepiglottic fold, hypopharyngeal aspect	MALIGNANT NEOPLASM OF POSTERIOR WALL OF NASOPHARYNX
C132	1472	Malignant neoplasm of posterior wall of hypopharynx	MALIGNANT NEOPLASM OF LATERAL WALL OF NASOPHARYNX
C138	1473	Malignant neoplasm of overlapping sites of hypopharynx	MALIGNANT NEOPLASM OF ANTERIOR WALL OF NASOPHARYNX
C139	1478	Malignant neoplasm of hypopharynx, unspecified	MALIGNANT NEOPLASM OF OTHER SPECIFIED SITES OF NASOPHARYNX
C140	1479	Malignant neoplasm of pharynx, unspecified	MALIGNANT NEOPLASM OF NASOPHARYNX UNSPECIFIED SITE
C142	148	Malignant neoplasm of Waldeyer's ring	MALIGNANT NEOPLASM OF HYPOPHARYNX
C148	1480	Malignant neoplasm of overlapping sites of lip, oral cavity and pharynx	MALIGNANT NEOPLASM OF POSTCRICOID REGION OF HYPOPHARYNX
C153	1481	Malignant neoplasm of upper third of esophagus	MALIGNANT NEOPLASM OF PYRIFORM SINUS
C154	1482	Malignant neoplasm of middle third of esophagus	MALIGNANT NEOPLASM OF ARYEPIGLOTTIC FOLD HYPOPHARYNGEAL ASPECT
C155	1483	Malignant neoplasm of lower third of esophagus	MALIGNANT NEOPLASM OF POSTERIOR HYPOPHARYNGEAL WALL
C158	1488	Malignant neoplasm of overlapping sites of esophagus	MALIGNANT NEOPLASM OF OTHER SPECIFIED SITES OF HYPOPHARYNX
C159	1489	Malignant neoplasm of esophagus, unspecified	MALIGNANT NEOPLASM OF HYPOPHARYNX UNSPECIFIED SITE
C160	149	Malignant neoplasm of cardia	MALIGNANT NEOPLASM OF OTHER AND ILL-DEFINED SITES WITHIN THE LIP ORAL CAVITY AND PHARYNX
C161	1490	Malignant neoplasm of fundus of stomach	MALIGNANT NEOPLASM OF PHARYNX UNSPECIFIED
C162	1491	Malignant neoplasm of body of stomach	MALIGNANT NEOPLASM OF WALDEYER'S RING
C163	1498	Malignant neoplasm of pyloric antrum	MALIGNANT NEOPLASM OF OTHER SITES WITHIN THE LIP AND ORAL CAVITY
C164	1499	Malignant neoplasm of pylorus	MALIGNANT NEOPLASM OF ILL-DEFINED SITES WITHIN THE LIP AND ORAL CAVITY
C165	150	Malignant neoplasm of lesser curvature of stomach, unspecified	MALIGNANT NEOPLASM OF ESOPHAGUS
C166	1500	Malignant neoplasm of greater curvature of stomach, unspecified	MALIGNANT NEOPLASM OF CERVICAL ESOPHAGUS
C168	1501	Malignant neoplasm of overlapping sites of stomach	MALIGNANT NEOPLASM OF THORACIC ESOPHAGUS
C169	1502	Malignant neoplasm of stomach, unspecified	MALIGNANT NEOPLASM OF ABDOMINAL ESOPHAGUS
C170	1503	Malignant neoplasm of duodenum	MALIGNANT NEOPLASM OF UPPER THIRD OF ESOPHAGUS
C171	1504	Malignant neoplasm of jejunum	MALIGNANT NEOPLASM OF MIDDLE THIRD OF ESOPHAGUS
C172	1505	Malignant neoplasm of ileum	MALIGNANT NEOPLASM OF LOWER THIRD OF ESOPHAGUS
C173	1508	Meckel's diverticulum, malignant	MALIGNANT NEOPLASM OF OTHER SPECIFIED PART OF ESOPHAGUS
C178	1509	Malignant neoplasm of overlapping sites of small intestine	MALIGNANT NEOPLASM OF ESOPHAGUS UNSPECIFIED SITE
C179	151	Malignant neoplasm of small intestine, unspecified	MALIGNANT NEOPLASM OF STOMACH
C180	1510	Malignant neoplasm of cecum	MALIGNANT NEOPLASM OF CARDIA
C181	1511	Malignant neoplasm of appendix	MALIGNANT NEOPLASM OF PYLORUS
C182	1512	Malignant neoplasm of ascending colon	MALIGNANT NEOPLASM OF PYLORIC ANTRUM
C183	1513	Malignant neoplasm of hepatic flexure	MALIGNANT NEOPLASM OF FUNDUS OF STOMACH
C184	1514	Malignant neoplasm of transverse colon	MALIGNANT NEOPLASM OF BODY OF STOMACH
C185	1515	Malignant neoplasm of splenic flexure	MALIGNANT NEOPLASM OF LESSER CURVATURE OF STOMACH UNSPECIFIED
C186	1516	Malignant neoplasm of descending colon	MALIGNANT NEOPLASM OF GREATER CURVATURE OF STOMACH UNSPECIFIED
C187	1518	Malignant neoplasm of sigmoid colon	MALIGNANT NEOPLASM OF OTHER SPECIFIED SITES OF STOMACH
C188	1519	Malignant neoplasm of overlapping sites of colon	MALIGNANT NEOPLASM OF STOMACH UNSPECIFIED SITE
C189	152	Malignant neoplasm of colon, unspecified	MALIGNANT NEOPLASM OF SMALL INTESTINE INCLUDING DUODENUM
C19	1520	Malignant neoplasm of rectosigmoid junction	MALIGNANT NEOPLASM OF DUODENUM

Appendix A
Comorbid conditions

C20	1521	Malignant neoplasm of rectum	MALIGNANT NEOPLASM OF JEJUNUM
C210	1522	Malignant neoplasm of anus, unspecified	MALIGNANT NEOPLASM OF ILEUM
C211	1523	Malignant neoplasm of anal canal	MALIGNANT NEOPLASM OF MECKEL'S DIVERTICULUM
C212	1528	Malignant neoplasm of cloacogenic zone	MALIGNANT NEOPLASM OF OTHER SPECIFIED SITES OF SMALL INTESTINE
C218	1529	Malignant neoplasm of overlapping sites of rectum, anus and anal canal	MALIGNANT NEOPLASM OF SMALL INTESTINE UNSPECIFIED SITE
C220	153	Liver cell carcinoma	MALIGNANT NEOPLASM OF COLON
C221	1530	Intrahepatic bile duct carcinoma	MALIGNANT NEOPLASM OF HEPATIC FLEXURE
C222	1531	Hepatoblastoma	MALIGNANT NEOPLASM OF TRANSVERSE COLON
C223	1532	Angiosarcoma of liver	MALIGNANT NEOPLASM OF DESCENDING COLON
C224	1533	Other sarcomas of liver	MALIGNANT NEOPLASM OF SIGMOID COLON
C227	1534	Other specified carcinomas of liver	MALIGNANT NEOPLASM OF CECUM
C228	1535	Malignant neoplasm of liver, primary, unspecified as to type	MALIGNANT NEOPLASM OF APPENDIX VERMIFORMIS
C229	1536	Malignant neoplasm of liver, not specified as primary or secondary	MALIGNANT NEOPLASM OF ASCENDING COLON
C23	1537	Malignant neoplasm of gallbladder	MALIGNANT NEOPLASM OF SPLENIC FLEXURE
C240	1538	Malignant neoplasm of extrahepatic bile duct	MALIGNANT NEOPLASM OF OTHER SPECIFIED SITES OF LARGE INTESTINE
C241	1539	Malignant neoplasm of ampulla of Vater	MALIGNANT NEOPLASM OF COLON UNSPECIFIED SITE
C248	154	Malignant neoplasm of overlapping sites of biliary tract	MALIGNANT NEOPLASM OF RECTUM RECTOSIGMOID JUNCTION AND ANUS
C249	1540	Malignant neoplasm of biliary tract, unspecified	MALIGNANT NEOPLASM OF RECTOSIGMOID JUNCTION
C250	1541	Malignant neoplasm of head of pancreas	MALIGNANT NEOPLASM OF RECTUM
C251	1542	Malignant neoplasm of body of pancreas	MALIGNANT NEOPLASM OF ANAL CANAL
C252	1543	Malignant neoplasm of tail of pancreas	MALIGNANT NEOPLASM OF ANUS UNSPECIFIED SITE
C253	1548	Malignant neoplasm of pancreatic duct	MALIGNANT NEOPLASM OF OTHER SITES OF RECTUM RECTOSIGMOID JUNCTION AND ANUS
C254	155	Malignant neoplasm of endocrine pancreas	MALIGNANT NEOPLASM OF LIVER AND INTRAHEPATIC BILE DUCTS
C257	1550	Malignant neoplasm of other parts of pancreas	MALIGNANT NEOPLASM OF LIVER PRIMARY
C258	1551	Malignant neoplasm of overlapping sites of pancreas	MALIGNANT NEOPLASM OF INTRAHEPATIC BILE DUCTS
C259	1552	Malignant neoplasm of pancreas, unspecified	MALIGNANT NEOPLASM OF LIVER NOT SPECIFIED AS PRIMARY OR SECONDARY
C260	156	Malignant neoplasm of intestinal tract, part unspecified	MALIGNANT NEOPLASM OF GALLBLADDER AND EXTRAHEPATIC BILE DUCTS
C261	1560	Malignant neoplasm of spleen	MALIGNANT NEOPLASM OF GALLBLADDER
C269	1561	Malignant neoplasm of ill-defined sites within the digestive system	MALIGNANT NEOPLASM OF EXTRAHEPATIC BILE DUCTS
C300	1562	Malignant neoplasm of nasal cavity	MALIGNANT NEOPLASM OF AMPULLA OF VATER
C301	1568	Malignant neoplasm of middle ear	MALIGNANT NEOPLASM OF OTHER SPECIFIED SITES OF GALLBLADDER AND EXTRAHEPATIC BILE DUCTS
C310	1569	Malignant neoplasm of maxillary sinus	MALIGNANT NEOPLASM OF BILIARY TRACT PART UNSPECIFIED SITE
C311	157	Malignant neoplasm of ethmoidal sinus	MALIGNANT NEOPLASM OF PANCREAS
C312	1570	Malignant neoplasm of frontal sinus	MALIGNANT NEOPLASM OF HEAD OF PANCREAS
C313	1571	Malignant neoplasm of sphenoid sinus	MALIGNANT NEOPLASM OF BODY OF PANCREAS
C318	1572	Malignant neoplasm of overlapping sites of accessory sinuses	MALIGNANT NEOPLASM OF TAIL OF PANCREAS
C319	1573	Malignant neoplasm of accessory sinus, unspecified	MALIGNANT NEOPLASM OF PANCREATIC DUCT
C320	1574	Malignant neoplasm of glottis	MALIGNANT NEOPLASM OF ISLETS OF LANGERHANS
C321	1578	Malignant neoplasm of supraglottis	MALIGNANT NEOPLASM OF OTHER SPECIFIED SITES OF PANCREAS
C322	1579	Malignant neoplasm of subglottis	MALIGNANT NEOPLASM OF PANCREAS PART UNSPECIFIED
C323	158	Malignant neoplasm of laryngeal cartilage	MALIGNANT NEOPLASM OF RETROPERITONEUM AND PERITONEUM
C328	1580	Malignant neoplasm of overlapping sites of larynx	MALIGNANT NEOPLASM OF RETROPERITONEUM
C329	1588	Malignant neoplasm of larynx, unspecified	MALIGNANT NEOPLASM OF SPECIFIED PARTS OF PERITONEUM
C33	1589	Malignant neoplasm of trachea	MALIGNANT NEOPLASM OF PERITONEUM UNSPECIFIED

Appendix A
Comorbid conditions

C3400	159	Malignant neoplasm of unspecified main bronchus	MALIGNANT NEOPLASM OF OTHER AND ILL-DEFINED SITES WITHIN THE DIGESTIVE ORGANS AND PERITONEUM
C3401	1590	Malignant neoplasm of right main bronchus	MALIGNANT NEOPLASM OF INTESTINAL TRACT PART UNSPECIFIED
C3402	1591	Malignant neoplasm of left main bronchus	MALIGNANT NEOPLASM OF SPLEEN NOT ELSEWHERE CLASSIFIED
C3410	1598	Malignant neoplasm of upper lobe, unspecified bronchus or lung	MALIGNANT NEOPLASM OF OTHER SITES OF DIGESTIVE SYSTEM AND INTRA-ABDOMINAL ORGANS
C3411	1599	Malignant neoplasm of upper lobe, right bronchus or lung	MALIGNANT NEOPLASM OF ILL-DEFINED SITES WITHIN THE DIGESTIVE ORGANS AND PERITONEUM
C3412	160	Malignant neoplasm of upper lobe, left bronchus or lung	MALIGNANT NEOPLASM OF NASAL CAVITIES MIDDLE EAR AND ACCESSORY SINUSES
C342	1600	Malignant neoplasm of middle lobe, bronchus or lung	MALIGNANT NEOPLASM OF NASAL CAVITIES
C3430	1601	Malignant neoplasm of lower lobe, unspecified bronchus or lung	MALIGNANT NEOPLASM OF AUDITORY TUBE MIDDLE EAR AND MASTOID AIR CELLS
C3431	1602	Malignant neoplasm of lower lobe, right bronchus or lung	MALIGNANT NEOPLASM OF MAXILLARY SINUS
C3432	1603	Malignant neoplasm of lower lobe, left bronchus or lung	MALIGNANT NEOPLASM OF ETHMOIDAL SINUS
C3480	1604	Malignant neoplasm of overlapping sites of unspecified bronchus and lung	MALIGNANT NEOPLASM OF FRONTAL SINUS
C3481	1605	Malignant neoplasm of overlapping sites of right bronchus and lung	MALIGNANT NEOPLASM OF SPHENOIDAL SINUS
C3482	1608	Malignant neoplasm of overlapping sites of left bronchus and lung	MALIGNANT NEOPLASM OF OTHER ACCESSORY SINUSES
C3490	1609	Malignant neoplasm of unspecified part of unspecified bronchus or lung	MALIGNANT NEOPLASM OF ACCESSORY SINUS UNSPECIFIED
C3491	161	Malignant neoplasm of unspecified part of right bronchus or lung	MALIGNANT NEOPLASM OF LARYNX
C3492	1610	Malignant neoplasm of unspecified part of left bronchus or lung	MALIGNANT NEOPLASM OF GLOTTIS
C37	1611	Malignant neoplasm of thymus	MALIGNANT NEOPLASM OF SUPRAGLOTTIS
C380	1612	Malignant neoplasm of heart	MALIGNANT NEOPLASM OF SUBGLOTTIS
C381	1613	Malignant neoplasm of anterior mediastinum	MALIGNANT NEOPLASM OF LARYNGEAL CARTILAGES
C382	1618	Malignant neoplasm of posterior mediastinum	MALIGNANT NEOPLASM OF OTHER SPECIFIED SITES OF LARYNX
C383	1619	Malignant neoplasm of mediastinum, part unspecified	MALIGNANT NEOPLASM OF LARYNX UNSPECIFIED
C384	162	Malignant neoplasm of pleura	MALIGNANT NEOPLASM OF TRACHEA BRONCHUS AND LUNG
C388	1620	Malignant neoplasm of overlapping sites of heart, mediastinum and pleura	MALIGNANT NEOPLASM OF TRACHEA
C390	1622	Malignant neoplasm of upper respiratory tract, part unspecified	MALIGNANT NEOPLASM OF MAIN BRONCHUS
C399	1623	Malignant neoplasm of lower respiratory tract, part unspecified	MALIGNANT NEOPLASM OF UPPER LOBE BRONCHUS OR LUNG
C4000	1624	Malignant neoplasm of scapula and long bones of unspecified upper limb	MALIGNANT NEOPLASM OF MIDDLE LOBE BRONCHUS OR LUNG
C4001	1625	Malignant neoplasm of scapula and long bones of right upper limb	MALIGNANT NEOPLASM OF LOWER LOBE BRONCHUS OR LUNG
C4002	1628	Malignant neoplasm of scapula and long bones of left upper limb	MALIGNANT NEOPLASM OF OTHER PARTS OF BRONCHUS OR LUNG
C4010	1629	Malignant neoplasm of short bones of unspecified upper limb	MALIGNANT NEOPLASM OF BRONCHUS AND LUNG UNSPECIFIED
C4011	163	Malignant neoplasm of short bones of right upper limb	MALIGNANT NEOPLASM OF PLEURA
C4012	1630	Malignant neoplasm of short bones of left upper limb	MALIGNANT NEOPLASM OF PARIETAL PLEURA
C4020	1631	Malignant neoplasm of long bones of unspecified lower limb	MALIGNANT NEOPLASM OF VISCERAL PLEURA
C4021	1638	Malignant neoplasm of long bones of right lower limb	MALIGNANT NEOPLASM OF OTHER SPECIFIED SITES OF PLEURA
C4022	1639	Malignant neoplasm of long bones of left lower limb	MALIGNANT NEOPLASM OF PLEURA UNSPECIFIED
C4030	164	Malignant neoplasm of short bones of unspecified lower limb	MALIGNANT NEOPLASM OF THYMUS HEART AND MEDIASTINUM
C4031	1640	Malignant neoplasm of short bones of right lower limb	MALIGNANT NEOPLASM OF THYMUS
C4032	1641	Malignant neoplasm of short bones of left lower limb	MALIGNANT NEOPLASM OF HEART

Appendix A
Comorbid conditions

C4080	1642	Malignant neoplasm of overlapping sites of bone and articular cartilage of unspecified limb	MALIGNANT NEOPLASM OF ANTERIOR MEDIASTINUM
C4081	1643	Malignant neoplasm of overlapping sites of bone and articular cartilage of right limb	MALIGNANT NEOPLASM OF POSTERIOR MEDIASTINUM
C4082	1648	Malignant neoplasm of overlapping sites of bone and articular cartilage of left limb	MALIGNANT NEOPLASM OF OTHER PARTS OF MEDIASTINUM
C4090	1649	Malignant neoplasm of unspecified bones and articular cartilage of unspecified limb	MALIGNANT NEOPLASM OF MEDIASTINUM PART UNSPECIFIED
C4091	165	Malignant neoplasm of unspecified bones and articular cartilage of right limb	MALIGNANT NEOPLASM OF OTHER AND ILL-DEFINED SITES WITHIN THE RESPIRATORY SYSTEM AND INTRATHORACIC ORGANS
C4092	1650	Malignant neoplasm of unspecified bones and articular cartilage of left limb	MALIGNANT NEOPLASM OF UPPER RESPIRATORY TRACT PART UNSPECIFIED
C410	1658	Malignant neoplasm of bones of skull and face	MALIGNANT NEOPLASM OF OTHER SITES WITHIN THE RESPIRATORY SYSTEM AND INTRATHORACIC ORGANS
C411	1659	Malignant neoplasm of mandible	MALIGNANT NEOPLASM OF ILL-DEFINED SITES WITHIN THE RESPIRATORY SYSTEM
C412	170	Malignant neoplasm of vertebral column	MALIGNANT NEOPLASM OF BONE AND ARTICULAR CARTILAGE
C413	1700	Malignant neoplasm of ribs, sternum and clavicle	MALIGNANT NEOPLASM OF BONES OF SKULL AND FACE EXCEPT MANDIBLE
C414	1701	Malignant neoplasm of pelvic bones, sacrum and coccyx	MALIGNANT NEOPLASM OF MANDIBLE
C419	1702	Malignant neoplasm of bone and articular cartilage, unspecified	MALIGNANT NEOPLASM OF VERTEBRAL COLUMN EXCLUDING SACRUM AND COCCYX
C430	1703	Malignant melanoma of lip	MALIGNANT NEOPLASM OF RIBS STERNUM AND CLAVICLE
C4310	1704	Malignant melanoma of unspecified eyelid, including canthus	MALIGNANT NEOPLASM OF SCAPULA AND LONG BONES OF UPPER LIMB
C4311	1705	Malignant melanoma of right eyelid, including canthus	MALIGNANT NEOPLASM OF SHORT BONES OF UPPER LIMB
C4312	1706	Malignant melanoma of left eyelid, including canthus	MALIGNANT NEOPLASM OF PELVIC BONES SACRUM AND COCCYX
C4320	1707	Malignant melanoma of unspecified ear and external auricular canal	MALIGNANT NEOPLASM OF LONG BONES OF LOWER LIMB
C4321	1708	Malignant melanoma of right ear and external auricular canal	MALIGNANT NEOPLASM OF SHORT BONES OF LOWER LIMB
C4322	1709	Malignant melanoma of left ear and external auricular canal	MALIGNANT NEOPLASM OF BONE AND ARTICULAR CARTILAGE SITE UNSPECIFIED
C4330	171	Malignant melanoma of unspecified part of face	MALIGNANT NEOPLASM OF CONNECTIVE AND OTHER SOFT TISSUE
C4331	1710	Malignant melanoma of nose	MALIGNANT NEOPLASM OF CONNECTIVE AND OTHER SOFT TISSUE OF HEAD FACE AND NECK
C4339	1712	Malignant melanoma of other parts of face	MALIGNANT NEOPLASM OF CONNECTIVE AND OTHER SOFT TISSUE OF UPPER LIMB INCLUDING SHOULDER
C434	1713	Malignant melanoma of scalp and neck	MALIGNANT NEOPLASM OF CONNECTIVE AND OTHER SOFT TISSUE OF LOWER LIMB INCLUDING HIP
C4351	1714	Malignant melanoma of anal skin	MALIGNANT NEOPLASM OF CONNECTIVE AND OTHER SOFT TISSUE OF THORAX
C4352	1715	Malignant melanoma of skin of breast	MALIGNANT NEOPLASM OF CONNECTIVE AND OTHER SOFT TISSUE OF ABDOMEN
C4359	1716	Malignant melanoma of other part of trunk	MALIGNANT NEOPLASM OF CONNECTIVE AND OTHER SOFT TISSUE OF PELVIS
C4360	1717	Malignant melanoma of unspecified upper limb, including shoulder	MALIGNANT NEOPLASM OF CONNECTIVE AND OTHER SOFT TISSUE OF TRUNK UNSPECIFIED
C4361	1718	Malignant melanoma of right upper limb, including shoulder	MALIGNANT NEOPLASM OF OTHER SPECIFIED SITES OF CONNECTIVE AND OTHER SOFT TISSUE
C4362	1719	Malignant melanoma of left upper limb, including shoulder	MALIGNANT NEOPLASM OF CONNECTIVE AND OTHER SOFT TISSUE SITE UNSPECIFIED
C4370	172	Malignant melanoma of unspecified lower limb, including hip	MALIGNANT MELANOMA OF SKIN
C4371	1720	Malignant melanoma of right lower limb, including hip	MALIGNANT MELANOMA OF SKIN OF LIP
C4372	1721	Malignant melanoma of left lower limb, including hip	MALIGNANT MELANOMA OF SKIN OF EYELID INCLUDING CANTHUS

Appendix A
Comorbid conditions

C438	1722	Malignant melanoma of overlapping sites of skin	MALIGNANT MELANOMA OF SKIN OF EAR AND EXTERNAL AUDITORY CANAL
C439	1723	Malignant melanoma of skin, unspecified	MALIGNANT MELANOMA OF SKIN OF OTHER AND UNSPECIFIED PARTS OF FACE
C450	1724	Mesothelioma of pleura	MALIGNANT MELANOMA OF SKIN OF SCALP AND NECK
C451	1725	Mesothelioma of peritoneum	MALIGNANT MELANOMA OF SKIN OF TRUNK EXCEPT SCROTUM
C452	1726	Mesothelioma of pericardium	MALIGNANT MELANOMA OF SKIN OF UPPER LIMB INCLUDING SHOULDER
C457	1727	Mesothelioma of other sites	MALIGNANT MELANOMA OF SKIN OF LOWER LIMB INCLUDING HIP
C459	1728	Mesothelioma, unspecified	MALIGNANT MELANOMA OF OTHER SPECIFIED SITES OF SKIN
C460	1729	Kaposi's sarcoma of skin	MELANOMA OF SKIN SITE UNSPECIFIED
C461	174	Kaposi's sarcoma of soft tissue	MALIGNANT NEOPLASM OF FEMALE BREAST
C462	1740	Kaposi's sarcoma of palate	MALIGNANT NEOPLASM OF NIPPLE AND AREOLA OF FEMALE BREAST
C463	1741	Kaposi's sarcoma of lymph nodes	MALIGNANT NEOPLASM OF CENTRAL PORTION OF FEMALE BREAST
C464	1742	Kaposi's sarcoma of gastrointestinal sites	MALIGNANT NEOPLASM OF UPPER-INNER QUADRANT OF FEMALE BREAST
C4650	1743	Kaposi's sarcoma of unspecified lung	MALIGNANT NEOPLASM OF LOWER-INNER QUADRANT OF FEMALE BREAST
C4651	1744	Kaposi's sarcoma of right lung	MALIGNANT NEOPLASM OF UPPER-OUTER QUADRANT OF FEMALE BREAST
C4652	1745	Kaposi's sarcoma of left lung	MALIGNANT NEOPLASM OF LOWER-OUTER QUADRANT OF FEMALE BREAST
C467	1746	Kaposi's sarcoma of other sites	MALIGNANT NEOPLASM OF AXILLARY TAIL OF FEMALE BREAST
C469	1748	Kaposi's sarcoma, unspecified	MALIGNANT NEOPLASM OF OTHER SPECIFIED SITES OF FEMALE BREAST
C470	1749	Malignant neoplasm of peripheral nerves of head, face and neck	MALIGNANT NEOPLASM OF BREAST (FEMALE) UNSPECIFIED SITE
C4710	175	Malignant neoplasm of peripheral nerves of unspecified upper limb, including shoulder	MALIGNANT NEOPLASM OF MALE BREAST
C4711	1750	Malignant neoplasm of peripheral nerves of right upper limb, including shoulder	MALIGNANT NEOPLASM OF NIPPLE AND AREOLA OF MALE BREAST
C4712	1759	Malignant neoplasm of peripheral nerves of left upper limb, including shoulder	MALIGNANT NEOPLASM OF OTHER AND UNSPECIFIED SITES OF MALE BREAST
C4720	176	Malignant neoplasm of peripheral nerves of unspecified lower limb, including hip	KAPOSI'S SARCOMA
C4721	1760	Malignant neoplasm of peripheral nerves of right lower limb, including hip	KAPOSI'S SARCOMA SKIN
C4722	1761	Malignant neoplasm of peripheral nerves of left lower limb, including hip	KAPOSI'S SARCOMA SOFT TISSUE
C473	1762	Malignant neoplasm of peripheral nerves of thorax	KAPOSI'S SARCOMA PALATE
C474	1763	Malignant neoplasm of peripheral nerves of abdomen	KAPOSI'S SARCOMA GASTROINTESTINAL SITES
C475	1764	Malignant neoplasm of peripheral nerves of pelvis	KAPOSI'S SARCOMA LUNG
C476	1765	Malignant neoplasm of peripheral nerves of trunk, unspecified	KAPOSI'S SARCOMA LYMPH NODES
C478	1768	Malignant neoplasm of overlapping sites of peripheral nerves and autonomic nervous system	KAPOSI'S SARCOMA OTHER SPECIFIED SITES
C479	1769	Malignant neoplasm of peripheral nerves and autonomic nervous system, unspecified	KAPOSI'S SARCOMA UNSPECIFIED SITE
C480	179	Malignant neoplasm of retroperitoneum	MALIGNANT NEOPLASM OF UTERUS-PART UNS
C481	180	Malignant neoplasm of specified parts of peritoneum	MALIGNANT NEOPLASM OF CERVIX UTERI
C482	1800	Malignant neoplasm of peritoneum, unspecified	MALIGNANT NEOPLASM OF ENDOCERVIX
C488	1801	Malignant neoplasm of overlapping sites of retroperitoneum and peritoneum	MALIGNANT NEOPLASM OF EXOCERVIX
C490	1808	Malignant neoplasm of connective and soft tissue of head, face and neck	MALIGNANT NEOPLASM OF OTHER SPECIFIED SITES OF CERVIX

Appendix A
Comorbid conditions

C4910	1809	Malignant neoplasm of connective and soft tissue of unspecified upper limb, including shoulder	MALIGNANT NEOPLASM OF CERVIX UTERI UNSPECIFIED SITE
C4911	181	Malignant neoplasm of connective and soft tissue of right upper limb, including shoulder	MALIGNANT NEOPLASM OF PLACENTA
C4912	182	Malignant neoplasm of connective and soft tissue of left upper limb, including shoulder	MALIGNANT NEOPLASM OF BODY OF UTERUS
C4920	1820	Malignant neoplasm of connective and soft tissue of unspecified lower limb, including hip	MALIGNANT NEOPLASM OF CORPUS UTERI EXCEPT ISTHMUS
C4921	1821	Malignant neoplasm of connective and soft tissue of right lower limb, including hip	MALIGNANT NEOPLASM OF ISTHMUS
C4922	1828	Malignant neoplasm of connective and soft tissue of left lower limb, including hip	MALIGNANT NEOPLASM OF OTHER SPECIFIED SITES OF BODY OF UTERUS
C493	183	Malignant neoplasm of connective and soft tissue of thorax	MALIGNANT NEOPLASM OF OVARY AND OTHER UTERINE ADNEXA
C494	1830	Malignant neoplasm of connective and soft tissue of abdomen	MALIGNANT NEOPLASM OF OVARY
C495	1832	Malignant neoplasm of connective and soft tissue of pelvis	MALIGNANT NEOPLASM OF FALLOPIAN TUBE
C496	1833	Malignant neoplasm of connective and soft tissue of trunk, unspecified	MALIGNANT NEOPLASM OF BROAD LIGAMENT OF UTERUS
C498	1834	Malignant neoplasm of overlapping sites of connective and soft tissue	MALIGNANT NEOPLASM OF PARAMETRIUM
C499	1835	Malignant neoplasm of connective and soft tissue, unspecified	MALIGNANT NEOPLASM OF ROUND LIGAMENT OF UTERUS
C50011	1838	Malignant neoplasm of nipple and areola, right female breast	MALIGNANT NEOPLASM OF OTHER SPECIFIED SITES OF UTERINE ADNEXA
C50012	1839	Malignant neoplasm of nipple and areola, left female breast	MALIGNANT NEOPLASM OF UTERINE ADNEXA UNSPECIFIED SITE
C50019	184	Malignant neoplasm of nipple and areola, unspecified female breast	MALIGNANT NEOPLASM OF OTHER AND UNSPECIFIED FEMALE GENITAL ORGANS
C50021	1840	Malignant neoplasm of nipple and areola, right male breast	MALIGNANT NEOPLASM OF VAGINA
C50022	1841	Malignant neoplasm of nipple and areola, left male breast	MALIGNANT NEOPLASM OF LABIA MAJORA
C50029	1842	Malignant neoplasm of nipple and areola, unspecified male breast	MALIGNANT NEOPLASM OF LABIA MINORA
C50111	1843	Malignant neoplasm of central portion of right female breast	MALIGNANT NEOPLASM OF CLITORIS
C50112	1844	Malignant neoplasm of central portion of left female breast	MALIGNANT NEOPLASM OF VULVA UNSPECIFIED SITE
C50119	1848	Malignant neoplasm of central portion of unspecified female breast	MALIGNANT NEOPLASM OF OTHER SPECIFIED SITES OF FEMALE GENITAL ORGANS
C50121	1849	Malignant neoplasm of central portion of right male breast	MALIGNANT NEOPLASM OF FEMALE GENITAL ORGAN SITE UNSPECIFIED
C50122	185	Malignant neoplasm of central portion of left male breast	MALIGNANT NEOPLASM OF PROSTATE
C50129	186	Malignant neoplasm of central portion of unspecified male breast	MALIGNANT NEOPLASM OF TESTIS
C50211	1860	Malignant neoplasm of upper-inner quadrant of right female breast	MALIGNANT NEOPLASM OF UNDESCENDED TESTIS
C50212	1869	Malignant neoplasm of upper-inner quadrant of left female breast	MALIGNANT NEOPLASM OF OTHER AND UNSPECIFIED TESTIS
C50219	187	Malignant neoplasm of upper-inner quadrant of unspecified female breast	MALIGNANT NEOPLASM OF PENIS AND OTHER MALE GENITAL ORGANS
C50221	1871	Malignant neoplasm of upper-inner quadrant of right male breast	MALIGNANT NEOPLASM OF PREPUCE
C50222	1872	Malignant neoplasm of upper-inner quadrant of left male breast	MALIGNANT NEOPLASM OF GLANS PENIS
C50229	1873	Malignant neoplasm of upper-inner quadrant of unspecified male breast	MALIGNANT NEOPLASM OF BODY OF PENIS
C50311	1874	Malignant neoplasm of lower-inner quadrant of right female breast	MALIGNANT NEOPLASM OF PENIS PART UNSPECIFIED
C50312	1875	Malignant neoplasm of lower-inner quadrant of left female breast	MALIGNANT NEOPLASM OF EPIDIDYMIS

Appendix A
Comorbid conditions

C50319	1876	Malignant neoplasm of lower-inner quadrant of unspecified female breast	MAALIGNANT NEOPLASM OF SPERMATIC CORD
C50321	1877	Malignant neoplasm of lower-inner quadrant of right male breast	MAALIGNANT NEOPLASM OF SCROTUM
C50322	1878	Malignant neoplasm of lower-inner quadrant of left male breast	MAALIGNANT NEOPLASM OF OTHER SPECIFIED SITES OF MALE GENITAL ORGANS
C50329	1879	Malignant neoplasm of lower-inner quadrant of unspecified male breast	MAALIGNANT NEOPLASM OF MALE GENITAL ORGAN SITE UNSPECIFIED
C50411	188	Malignant neoplasm of upper-outer quadrant of right female breast	MAALIGNANT NEOPLASM OF BLADDER
C50412	1880	Malignant neoplasm of upper-outer quadrant of left female breast	MAALIGNANT NEOPLASM OF TRIGONE OF URINARY BLADDER
C50419	1881	Malignant neoplasm of upper-outer quadrant of unspecified female breast	MAALIGNANT NEOPLASM OF DOME OF URINARY BLADDER
C50421	1882	Malignant neoplasm of upper-outer quadrant of right male breast	MAALIGNANT NEOPLASM OF LATERAL WALL OF URINARY BLADDER
C50422	1883	Malignant neoplasm of upper-outer quadrant of left male breast	MAALIGNANT NEOPLASM OF ANTERIOR WALL OF URINARY BLADDER
C50429	1884	Malignant neoplasm of upper-outer quadrant of unspecified male breast	MAALIGNANT NEOPLASM OF POSTERIOR WALL OF URINARY BLADDER
C50511	1885	Malignant neoplasm of lower-outer quadrant of right female breast	MAALIGNANT NEOPLASM OF BLADDER NECK
C50512	1886	Malignant neoplasm of lower-outer quadrant of left female breast	MAALIGNANT NEOPLASM OF URETERIC ORIFICE
C50519	1887	Malignant neoplasm of lower-outer quadrant of unspecified female breast	MAALIGNANT NEOPLASM OF URACHUS
C50521	1888	Malignant neoplasm of lower-outer quadrant of right male breast	MAALIGNANT NEOPLASM OF OTHER SPECIFIED SITES OF BLADDER
C50522	1889	Malignant neoplasm of lower-outer quadrant of left male breast	MAALIGNANT NEOPLASM OF BLADDER PART UNSPECIFIED
C50529	189	Malignant neoplasm of lower-outer quadrant of unspecified male breast	MAALIGNANT NEOPLASM OF KIDNEY AND OTHER AND UNSPECIFIED URINARY ORGANS
C50611	1890	Malignant neoplasm of axillary tail of right female breast	MAALIGNANT NEOPLASM OF KIDNEY EXCEPT PELVIS
C50612	1891	Malignant neoplasm of axillary tail of left female breast	MAALIGNANT NEOPLASM OF RENAL PELVIS
C50619	1892	Malignant neoplasm of axillary tail of unspecified female breast	MAALIGNANT NEOPLASM OF URETER
C50621	1893	Malignant neoplasm of axillary tail of right male breast	MAALIGNANT NEOPLASM OF URETHRA
C50622	1894	Malignant neoplasm of axillary tail of left male breast	MAALIGNANT NEOPLASM OF PARAURETHRAL GLANDS
C50629	1898	Malignant neoplasm of axillary tail of unspecified male breast	MAALIGNANT NEOPLASM OF OTHER SPECIFIED SITES OF URINARY ORGANS
C50811	1899	Malignant neoplasm of overlapping sites of right female breast	MAALIGNANT NEOPLASM OF URINARY ORGAN SITE UNSPECIFIED
C50812	190	Malignant neoplasm of overlapping sites of left female breast	MAALIGNANT NEOPLASM OF EYE
C50819	1900	Malignant neoplasm of overlapping sites of unspecified female breast	MAALIGNANT NEOPLASM OF EYEBALL EXCEPT CONJUNCTIVA CORNEA RETINA AND CHOROID
C50821	1901	Malignant neoplasm of overlapping sites of right male breast	MAALIGNANT NEOPLASM OF ORBIT
C50822	1902	Malignant neoplasm of overlapping sites of left male breast	MAALIGNANT NEOPLASM OF LACRIMAL GLAND
C50829	1903	Malignant neoplasm of overlapping sites of unspecified male breast	MAALIGNANT NEOPLASM OF CONJUNCTIVA
C50911	1904	Malignant neoplasm of unspecified site of right female breast	MAALIGNANT NEOPLASM OF CORNEA
C50912	1905	Malignant neoplasm of unspecified site of left female breast	MAALIGNANT NEOPLASM OF RETINA
C50919	1906	Malignant neoplasm of unspecified site of unspecified female breast	MAALIGNANT NEOPLASM OF CHOROID
C50921	1907	Malignant neoplasm of unspecified site of right male breast	MAALIGNANT NEOPLASM OF LACRIMAL DUCT
C50922	1908	Malignant neoplasm of unspecified site of left male breast	MAALIGNANT NEOPLASM OF OTHER SPECIFIED SITES OF EYE

Appendix A
Comorbid conditions

C50929	1909	Malignant neoplasm of unspecified site of unspecified male breast	MALIGNANT NEOPLASM OF EYE PART UNSPECIFIED
C510	191	Malignant neoplasm of labium majus	MALIGNANT NEOPLASM OF BRAIN
C511	1910	Malignant neoplasm of labium minus	MALIGNANT NEOPLASM OF CEREBRUM EXCEPT LOBES AND VENTRICLES
C512	1911	Malignant neoplasm of clitoris	MALIGNANT NEOPLASM OF FRONTAL LOBE
C518	1912	Malignant neoplasm of overlapping sites of vulva	MALIGNANT NEOPLASM OF TEMPORAL LOBE
C519	1913	Malignant neoplasm of vulva, unspecified	MALIGNANT NEOPLASM OF PARIETAL LOBE
C52	1914	Malignant neoplasm of vagina	MALIGNANT NEOPLASM OF OCCIPITAL LOBE
C530	1915	Malignant neoplasm of endocervix	MALIGNANT NEOPLASM OF VENTRICLES
C531	1916	Malignant neoplasm of exocervix	MALIGNANT NEOPLASM OF CEREBELLUM NOT OTHERWISE SPECIFIED
C538	1917	Malignant neoplasm of overlapping sites of cervix uteri	MALIGNANT NEOPLASM OF BRAIN STEM
C539	1918	Malignant neoplasm of cervix uteri, unspecified	MALIGNANT NEOPLASM OF OTHER PARTS OF BRAIN
C540	1919	Malignant neoplasm of isthmus uteri	MALIGNANT NEOPLASM OF BRAIN UNSPECIFIED SITE
C541	192	Malignant neoplasm of endometrium	MALIGNANT NEOPLASM OF OTHER AND UNSPECIFIED PARTS OF NERVOUS SYSTEM
C542	1920	Malignant neoplasm of myometrium	MALIGNANT NEOPLASM OF CRANIAL NERVES
C543	1921	Malignant neoplasm of fundus uteri	MALIGNANT NEOPLASM OF CEREBRAL MENINGES
C548	1922	Malignant neoplasm of overlapping sites of corpus uteri	MALIGNANT NEOPLASM OF SPINAL CORD
C549	1923	Malignant neoplasm of corpus uteri, unspecified	MALIGNANT NEOPLASM OF SPINAL MENINGES
C55	1928	Malignant neoplasm of uterus, part unspecified	MALIGNANT NEOPLASM OF OTHER SPECIFIED SITES OF NERVOUS SYSTEM
C561	1929	Malignant neoplasm of right ovary	MALIGNANT NEOPLASM OF NERVOUS SYSTEM PART UNSPECIFIED
C562	193	Malignant neoplasm of left ovary	MALIGNANT NEOPLASM OF THYROID GLAND
C569	194	Malignant neoplasm of unspecified ovary	MALIGNANT NEOPLASM OF OTHER ENDOCRINE GLANDS AND RELATED STRUCTURES
C5700	1940	Malignant neoplasm of unspecified fallopian tube	MALIGNANT NEOPLASM OF ADRENAL GLAND
C5701	1941	Malignant neoplasm of right fallopian tube	MALIGNANT NEOPLASM OF PARATHYROID GLAND
C5702	1943	Malignant neoplasm of left fallopian tube	MALIGNANT NEOPLASM OF PITUITARY GLAND AND CRANIOPHARYNGEAL DUCT
C5710	1944	Malignant neoplasm of unspecified broad ligament	MALIGNANT NEOPLASM OF PINEAL GLAND
C5711	1945	Malignant neoplasm of right broad ligament	MALIGNANT NEOPLASM OF CAROTID BODY
C5712	1946	Malignant neoplasm of left broad ligament	MALIGNANT NEOPLASM OF AORTIC BODY AND OTHER PARAGANGLIA
C5720	1948	Malignant neoplasm of unspecified round ligament	MALIGNANT NEOPLASM OF OTHER ENDOCRINE GLANDS AND RELATED STRUCTURES
C5721	1949	Malignant neoplasm of right round ligament	MALIGNANT NEOPLASM OF ENDOCRINE GLAND SITE UNSPECIFIED
C5722	195	Malignant neoplasm of left round ligament	MALIGNANT NEOPLASM OF OTHER AND ILL-DEFINED SITES
C573	1950	Malignant neoplasm of parametrium	MALIGNANT NEOPLASM OF HEAD FACE AND NECK
C574	1951	Malignant neoplasm of uterine adnexa, unspecified	MALIGNANT NEOPLASM OF THORAX
C577	1952	Malignant neoplasm of other specified female genital organs	MALIGNANT NEOPLASM OF ABDOMEN
C578	1953	Malignant neoplasm of overlapping sites of female genital organs	MALIGNANT NEOPLASM OF PELVIS
C579	1954	Malignant neoplasm of female genital organ, unspecified	MALIGNANT NEOPLASM OF UPPER LIMB
C58	1955	Malignant neoplasm of placenta	MALIGNANT NEOPLASM OF LOWER LIMB
C600	1958	Malignant neoplasm of prepuce	MALIGNANT NEOPLASM OF OTHER SPECIFIED SITES
C601	196	Malignant neoplasm of glans penis	SECONDARY AND UNSPECIFIED MALIGNANT NEOPLASM OF LYMPH NODES
C602	1960	Malignant neoplasm of body of penis	SECONDARY AND UNSPECIFIED MALIGNANT NEOPLASM OF LYMPH NODES OF HEAD FACE AND NECK
C608	1961	Malignant neoplasm of overlapping sites of penis	SECONDARY AND UNSPECIFIED MALIGNANT NEOPLASM OF INTRATHORACIC LYMPH NODES
C609	1962	Malignant neoplasm of penis, unspecified	SECONDARY AND UNSPECIFIED MALIGNANT NEOPLASM OF INTRA-ABDOMINAL LYMPH NODES
C61	1963	Malignant neoplasm of prostate	SECONDARY AND UNSPECIFIED MALIGNANT NEOPLASM OF LYMPH NODES OF AXILLA AND UPPER LIMB

Appendix A
Comorbid conditions

C6200	1965	Malignant neoplasm of unspecified undescended testis	SECONDARY AND UNSPECIFIED MALIGNANT NEOPLASM OF LYMPH NODES OF INGUINAL REGION AND LOWER LIMB
C6201	1966	Malignant neoplasm of undescended right testis	SECONDARY AND UNSPECIFIED MALIGNANT NEOPLASM OF INTRAPELVIC LYMPH NODES
C6202	1968	Malignant neoplasm of undescended left testis	SECONDARY AND UNSPECIFIED MALIGNANT NEOPLASM OF LYMPH NODES OF MULTIPLE SITES
C6210	1969	Malignant neoplasm of unspecified descended testis	SECONDARY AND UNSPECIFIED MALIGNANT NEOPLASM OF LYMPH NODES SITE UNSPECIFIED
C6211	197	Malignant neoplasm of descended right testis	SECONDARY MALIGNANT NEOPLASM OF RESPIRATORY AND DIGESTIVE SYSTEMS
C6212	1970	Malignant neoplasm of descended left testis	SECONDARY MALIGNANT NEOPLASM OF LUNG
C6290	1971	Malignant neoplasm of unspecified testis, unspecified whether descended or undescended	SECONDARY MALIGNANT NEOPLASM OF MEDIASTINUM
C6291	1972	Malignant neoplasm of right testis, unspecified whether descended or undescended	SECONDARY MALIGNANT NEOPLASM OF PLEURA
C6292	1973	Malignant neoplasm of left testis, unspecified whether descended or undescended	SECONDARY MALIGNANT NEOPLASM OF OTHER RESPIRATORY ORGANS
C6300	1974	Malignant neoplasm of unspecified epididymis	SECONDARY MALIGNANT NEOPLASM OF SMALL INTESTINE INCLUDING DUODENUM
C6301	1975	Malignant neoplasm of right epididymis	SECONDARY MALIGNANT NEOPLASM OF LARGE INTESTINE AND RECTUM
C6302	1976	Malignant neoplasm of left epididymis	SECONDARY MALIGNANT NEOPLASM OF RETROPERITONEUM AND PERITONEUM
C6310	1977	Malignant neoplasm of unspecified spermatic cord	MALIGNANT NEOPLASM OF LIVER SECONDARY
C6311	1978	Malignant neoplasm of right spermatic cord	SECONDARY MALIGNANT NEOPLASM OF OTHER DIGESTIVE ORGANS AND SPLEEN
C6312	198	Malignant neoplasm of left spermatic cord	SECONDARY MALIGNANT NEOPLASM OF OTHER SPECIFIED SITES
C632	1980	Malignant neoplasm of scrotum	SECONDARY MALIGNANT NEOPLASM OF KIDNEY
C637	1981	Malignant neoplasm of other specified male genital organs	SECONDARY MALIGNANT NEOPLASM OF OTHER URINARY ORGANS
C638	1982	Malignant neoplasm of overlapping sites of male genital organs	SECONDARY MALIGNANT NEOPLASM OF SKIN
C639	1983	Malignant neoplasm of male genital organ, unspecified	SECONDARY MALIGNANT NEOPLASM OF BRAIN AND SPINAL CORD
C641	1984	Malignant neoplasm of right kidney, except renal pelvis	SECONDARY MALIGNANT NEOPLASM OF OTHER PARTS OF NERVOUS SYSTEM
C642	1985	Malignant neoplasm of left kidney, except renal pelvis	SECONDARY MALIGNANT NEOPLASM OF BONE AND BONE MARROW
C649	1986	Malignant neoplasm of unspecified kidney, except renal pelvis	SECONDARY MALIGNANT NEOPLASM OF OVARY
C651	1987	Malignant neoplasm of right renal pelvis	SECONDARY MALIGNANT NEOPLASM OF ADRENAL GLAND
C652	1988	Malignant neoplasm of left renal pelvis	SECONDARY MALIGNANT NEOPLASM OF OTHER SPECIFIED SITES
C659	19881	Malignant neoplasm of unspecified renal pelvis	SECONDARY MALIGNANT NEOPLASM OF BREAST
C661	19882	Malignant neoplasm of right ureter	SECONDARY MALIGNANT NEOPLASM OF GENITAL ORGANS
C662	19889	Malignant neoplasm of left ureter	SECONDARY MALIGNANT NEOPLASM OF OTHER SPECIFIED SITES
C669	199	Malignant neoplasm of unspecified ureter	MALIGNANT NEOPLASM WITHOUT SPECIFICATION OF SITE
C670	1990	Malignant neoplasm of trigone of bladder	DISSEMINATED MALIGNANT NEOPLASM
C671	1991	Malignant neoplasm of dome of bladder	OTHER MALIGNANT NEOPLASM OF UNSPECIFIED SITE
C672	1992	Malignant neoplasm of lateral wall of bladder	MALIGNANT NEOPLASM ASSOCIATED WITH TRANSPLANTED ORGAN
C673	200	Malignant neoplasm of anterior wall of bladder	LYMPHOSARCOMA AND RETICULOSARCOMA AND OTHER SPECIFIED MALIGNANT TUMORS OF LYMPHATIC TISSUE
C674	2000	Malignant neoplasm of posterior wall of bladder	RETICULOSARCOMA
C675	20000	Malignant neoplasm of bladder neck	RETICULOSARCOMA UNSPECIFIED SITE
C676	20001	Malignant neoplasm of ureteric orifice	RETICULOSARCOMA INVOLVING LYMPH NODES OF HEAD FACE AND NECK
C677	20002	Malignant neoplasm of urachus	RETICULOSARCOMA INVOLVING INTRATHORACIC LYMPH NODES

Appendix A
Comorbid conditions

C678	20003	Malignant neoplasm of overlapping sites of bladder	RETICULOSARCOMA INVOLVING INTRA-ABDOMINAL LYMPH NODES
C679	20004	Malignant neoplasm of bladder, unspecified	RETICULOSARCOMA INVOLVING LYMPH NODES OF AXILLA AND UPPER LIMB
C680	20005	Malignant neoplasm of urethra	RETICULOSARCOMA INVOLVING LYMPH NODES OF INGUINAL REGION AND LOWER LIMB
C681	20006	Malignant neoplasm of paraurethral glands	RETICULOSARCOMA INVOLVING INTRAPELVIC LYMPH NODES
C688	20007	Malignant neoplasm of overlapping sites of urinary organs	RETICULOSARCOMA INVOLVING SPLEEN
C689	20008	Malignant neoplasm of urinary organ, unspecified	RETICULOSARCOMA INVOLVING LYMPH NODES OF MULTIPLE SITES
C6900	2001	Malignant neoplasm of unspecified conjunctiva	LYMPHOSARCOMA
C6901	20010	Malignant neoplasm of right conjunctiva	LYMPHOSARCOMA UNSPECIFIED SITE
C6902	20011	Malignant neoplasm of left conjunctiva	LYMPHOSARCOMA INVOLVING LYMPH NODES OF HEAD FACE AND NECK
C6910	20012	Malignant neoplasm of unspecified cornea	LYMPHOSARCOMA INVOLVING INTRATHORACIC LYMPH NODES
C6911	20013	Malignant neoplasm of right cornea	LYMPHOSARCOMA INVOLVING INTRA-ABDOMINAL LYMPH NODES
C6912	20014	Malignant neoplasm of left cornea	LYMPHOSARCOMA INVOLVING LYMPH NODES OF AXILLA AND UPPER LIMB
C6920	20015	Malignant neoplasm of unspecified retina	LYMPHOSARCOMA INVOLVING LYMPH NODES OF INGUINAL REGION AND LOWER LIMB
C6921	20016	Malignant neoplasm of right retina	LYMPHOSARCOMA INVOLVING INTRAPELVIC LYMPH NODES
C6922	20017	Malignant neoplasm of left retina	LYMPHOSARCOMA INVOLVING SPLEEN
C6930	20018	Malignant neoplasm of unspecified choroid	LYMPHOSARCOMA INVOLVING LYMPH NODES OF MULTIPLE SITES
C6931	2002	Malignant neoplasm of right choroid	BURKITT'S TUMOR OR LYMPHOMA
C6932	20020	Malignant neoplasm of left choroid	BURKITT'S TUMOR OR LYMPHOMA UNSPECIFIED SITE
C6940	20021	Malignant neoplasm of unspecified ciliary body	BURKITT'S TUMOR OR LYMPHOMA INVOLVING LYMPH NODES OF HEAD FACE AND NECK
C6941	20022	Malignant neoplasm of right ciliary body	BURKITT'S TUMOR OR LYMPHOMA INVOLVING INTRATHORACIC LYMPH NODES
C6942	20023	Malignant neoplasm of left ciliary body	BURKITT'S TUMOR OR LYMPHOMA INVOLVING INTRA-ABDOMINAL LYMPH NODES
C6950	20024	Malignant neoplasm of unspecified lacrimal gland and duct	BURKITT'S TUMOR OR LYMPHOMA INVOLVING LYMPH NODES OF AXILLA AND UPPER LIMB
C6951	20025	Malignant neoplasm of right lacrimal gland and duct	BURKITT'S TUMOR OR LYMPHOMA INVOLVING LYMPH NODES OF INGUINAL REGION AND LOWER LIMB
C6952	20026	Malignant neoplasm of left lacrimal gland and duct	BURKITT'S TUMOR OR LYMPHOMA INVOLVING INTRAPELVIC LYMPH NODES
C6960	20027	Malignant neoplasm of unspecified orbit	BURKITT'S TUMOR OR LYMPHOMA INVOLVING SPLEEN
C6961	20028	Malignant neoplasm of right orbit	BURKITT'S TUMOR OR LYMPHOMA INVOLVING LYMPH NODES OF MULTIPLE SITES
C6962	2003	Malignant neoplasm of left orbit	MARGINAL ZONE LYMPHOMA
C6980	20030	Malignant neoplasm of overlapping sites of unspecified eye and adnexa	MARGINAL ZONE LYMPHOMA UNSPECIFIED SITE
C6981	20031	Malignant neoplasm of overlapping sites of right eye and adnexa	MARGINAL ZONE LYMPHOMA INVOLVING LYMPH NODES OF HEAD FACE AND NECK
C6982	20032	Malignant neoplasm of overlapping sites of left eye and adnexa	MARGINAL ZONE LYMPHOMA INVOLVING INTRATHORACIC LYMPH NODES
C6990	20033	Malignant neoplasm of unspecified site of unspecified eye	MARGINAL ZONE LYMPHOMA INVOLVING INTRA-ABDOMINAL LYMPH NODES
C6991	20034	Malignant neoplasm of unspecified site of right eye	MARGINAL ZONE LYMPHOMA INVOLVING LYMPH NODES OF AXILLA AND UPPER LIMB
C6992	20035	Malignant neoplasm of unspecified site of left eye	MARGINAL ZONE LYMPHOMA INVOLVING LYMPH NODES OF INGUINAL REGION AND LOWER LIMB
C700	20036	Malignant neoplasm of cerebral meninges	MARGINAL ZONE LYMPHOMA INVOLVING INTRAPELVIC LYMPH NODES
C701	20037	Malignant neoplasm of spinal meninges	MARGINAL ZONE LYMPHOMA INVOLVING SPLEEN

Appendix A
Comorbid conditions

C709	20038	Malignant neoplasm of meninges, unspecified	MARGINAL ZONE LYMPHOMA INVOLVING LYMPH NODES OF MULTIPLE SITES
C710	2004	Malignant neoplasm of cerebrum, except lobes and ventricles	MANTLE CELL LYMPHOMA
C711	20040	Malignant neoplasm of frontal lobe	MANTLE CELL LYMPHOMA UNSPECIFIED SITE
C712	20041	Malignant neoplasm of temporal lobe	MANTLE CELL LYMPHOMA INVOLVING LYMPH NODES OF HEAD FACE AND NECK
C713	20042	Malignant neoplasm of parietal lobe	MANTLE CELL LYMPHOMA INVOLVING INTRATHORACIC LYMPH NODES
C714	20043	Malignant neoplasm of occipital lobe	MANTLE CELL LYMPHOMA INVOLVING INTRA-ABDOMINAL LYMPH NODES
C715	20044	Malignant neoplasm of cerebral ventricle	MANTLE CELL LYMPHOMA INVOLVING LYMPH NODES OF AXILLA AND UPPER LIMB
C716	20045	Malignant neoplasm of cerebellum	MANTLE CELL LYMPHOMA INVOLVING LYMPH NODES OF INGUINAL REGION AND LOWER LIMB
C717	20046	Malignant neoplasm of brain stem	MANTLE CELL LYMPHOMA INVOLVING INTRAPELVIC LYMPH NODES
C718	20047	Malignant neoplasm of overlapping sites of brain	MANTLE CELL LYMPHOMA INVOLVING SPLEEN
C719	20048	Malignant neoplasm of brain, unspecified	MANTLE CELL LYMPHOMA INVOLVING LYMPH NODES OF MULTIPLE SITES
C720	2005	Malignant neoplasm of spinal cord	PRIMARY CENTRAL NERVOUS SYSTEM LYMPHOMA
C721	20050	Malignant neoplasm of cauda equina	PRIMARY CENTRAL NERVOUS SYSTEM LYMPHOMA UNSPECIFIED SITE
C7220	20051	Malignant neoplasm of unspecified olfactory nerve	PRIMARY CENTRAL NERVOUS SYSTEM LYMPHOMA INVOLVING LYMPH NODES OF HEAD FACE AND NECK
C7221	20052	Malignant neoplasm of right olfactory nerve	PRIMARY CENTRAL NERVOUS SYSTEM LYMPHOMA INVOLVING INTRATHORACIC LYMPH NODES
C7222	20053	Malignant neoplasm of left olfactory nerve	PRIMARY CENTRAL NERVOUS SYSTEM LYMPHOMA INVOLVING INTRA-ABDOMINAL LYMPH NODES
C7230	20054	Malignant neoplasm of unspecified optic nerve	PRIMARY CENTRAL NERVOUS SYSTEM LYMPHOMA INVOLVING LYMPH NODES OF AXILLA AND UPPER LIMB
C7231	20055	Malignant neoplasm of right optic nerve	PRIMARY CENTRAL NERVOUS SYSTEM LYMPHOMA INVOLVING LYMPH NODES OF INGUINAL REGION AND LOWER LIMB
C7232	20056	Malignant neoplasm of left optic nerve	PRIMARY CENTRAL NERVOUS SYSTEM LYMPHOMA INVOLVING INTRAPELVIC LYMPH NODES
C7240	20057	Malignant neoplasm of unspecified acoustic nerve	PRIMARY CENTRAL NERVOUS SYSTEM LYMPHOMA INVOLVING SPLEEN
C7241	20058	Malignant neoplasm of right acoustic nerve	PRIMARY CENTRAL NERVOUS SYSTEM LYMPHOMA INVOLVING LYMPH NODES OF MULTIPLE SITES
C7242	2006	Malignant neoplasm of left acoustic nerve	ANAPLASTIC LARGE CELL LYMPHOMA
C7250	20060	Malignant neoplasm of unspecified cranial nerve	ANAPLASTIC LARGE CELL LYMPHOMA UNSPECIFIED SITE
C7259	20061	Malignant neoplasm of other cranial nerves	ANAPLASTIC LARGE CELL LYMPHOMA INVOLVING LYMPH NODES OF HEAD FACE AND NECK
C729	20062	Malignant neoplasm of central nervous system, unspecified	ANAPLASTIC LARGE CELL LYMPHOMA INVOLVING INTRATHORACIC LYMPH NODES
C73	20063	Malignant neoplasm of thyroid gland	ANAPLASTIC LARGE CELL LYMPHOMA INVOLVING INTRA-ABDOMINAL LYMPH NODES
C7400	20064	Malignant neoplasm of cortex of unspecified adrenal gland	ANAPLASTIC LARGE CELL LYMPHOMA INVOLVING LYMPH NODES OF AXILLA AND UPPER LIMB
C7401	20065	Malignant neoplasm of cortex of right adrenal gland	ANAPLASTIC LARGE CELL LYMPHOMA INVOLVING LYMPH NODES OF INGUINAL REGION AND LOWER LIMB
C7402	20066	Malignant neoplasm of cortex of left adrenal gland	ANAPLASTIC LARGE CELL LYMPHOMA INVOLVING INTRAPELVIC LYMPH NODES
C7410	20067	Malignant neoplasm of medulla of unspecified adrenal gland	ANAPLASTIC LARGE CELL LYMPHOMA INVOLVING SPLEEN
C7411	20068	Malignant neoplasm of medulla of right adrenal gland	ANAPLASTIC LARGE CELL LYMPHOMA INVOLVING LYMPH NODES OF MULTIPLE SITES
C7412	2007	Malignant neoplasm of medulla of left adrenal gland	LARGE CELL LYMPHOMA
C7490	20070	Malignant neoplasm of unspecified part of unspecified adrenal gland	LARGE CELL LYMPHOMA UNSPECIFIED SITE

Appendix A
Comorbid conditions

C7491	20071	Malignant neoplasm of unspecified part of right adrenal gland	LARGE CELL LYMPHOMA INVOLVING LYMPH NODES OF HEAD FACE AND NECK
C7492	20072	Malignant neoplasm of unspecified part of left adrenal gland	LARGE CELL LYMPHOMA INVOLVING INTRATHORACIC LYMPH NODES
C750	20073	Malignant neoplasm of parathyroid gland	LARGE CELL LYMPHOMA INVOLVING INTRA-ABDOMINAL LYMPH NODES
C751	20074	Malignant neoplasm of pituitary gland	LARGE CELL LYMPHOMA INVOLVING LYMPH NODES OF AXILLA AND UPPER LIMB
C752	20075	Malignant neoplasm of craniopharyngeal duct	LARGE CELL LYMPHOMA INVOLVING LYMPH NODES OF INGUINAL REGION AND LOWER LIMB
C753	20076	Malignant neoplasm of pineal gland	LARGE CELL LYMPHOMA INVOLVING INTRAPELVIC LYMPH NODES
C754	20077	Malignant neoplasm of carotid body	LARGE CELL LYMPHOMA INVOLVING SPLEEN
C755	20078	Malignant neoplasm of aortic body and other paraganglia	LARGE CELL LYMPHOMA INVOLVING LYMPH NODES OF MULTIPLE SITES
C758	2008	Malignant neoplasm with pluriglandular involvement, unspecified	OTHER NAMED VARIANTS OF LYMPHOSARCOMA AND RETICULOSARCOMA
C759	20080	Malignant neoplasm of endocrine gland, unspecified	OTHER NAMED VARIANTS OF LYMPHOSARCOMA AND RETICULOSARCOMA UNSPECIFIED SITE
C760	20081	Malignant neoplasm of head, face and neck	OTHER NAMED VARIANTS OF LYMPHOSARCOMA AND RETICULOSARCOMA INVOLVING LYMPH NODES OF HEAD FACE AND NECK
C761	20082	Malignant neoplasm of thorax	OTHER NAMED VARIANTS OF LYMPHOSARCOMA AND RETICULOSARCOMA INVOLVING INTRATHORACIC LYMPH NODES
C762	20083	Malignant neoplasm of abdomen	OTHER NAMED VARIANTS OF LYMPHOSARCOMA AND RETICULOSARCOMA INVOLVING INTRA-ABDOMINAL LYMPH NODES
C763	20084	Malignant neoplasm of pelvis	OTHER NAMED VARIANTS OF LYMPHOSARCOMA AND RETICULOSARCOMA INVOLVING LYMPH NODES OF AXILLA AND UPPER LIMB
C7640	20085	Malignant neoplasm of unspecified upper limb	OTHER NAMED VARIANTS OF LYMPHOSARCOMA AND RETICULOSARCOMA INVOLVING LYMPH NODES OF INGUINAL REGION AND LOWER LIMB
C7641	20086	Malignant neoplasm of right upper limb	OTHER NAMED VARIANTS OF LYMPHOSARCOMA AND RETICULOSARCOMA INVOLVING INTRAPELVIC LYMPH NODES
C7642	20087	Malignant neoplasm of left upper limb	OTHER NAMED VARIANTS OF LYMPHOSARCOMA AND RETICULOSARCOMA INVOLVING SPLEEN
C7650	20088	Malignant neoplasm of unspecified lower limb	OTHER NAMED VARIANTS OF LYMPHOSARCOMA AND RETICULOSARCOMA INVOLVING LYMPH NODES OF MULTIPLE SITES
C7651	201	Malignant neoplasm of right lower limb	HODGKIN'S DISEASE
C7652	2010	Malignant neoplasm of left lower limb	HODGKIN'S PARAGRANULOMA
C768	20100	Malignant neoplasm of other specified ill-defined sites	HODGKIN'S PARAGRANULOMA UNSPECIFIED SITE
C770	20101	Secondary and unspecified malignant neoplasm of lymph nodes of head, face and neck	HODGKIN'S PARAGRANULOMA INVOLVING LYMPH NODES OF HEAD FACE AND NECK
C771	20102	Secondary and unspecified malignant neoplasm of intrathoracic lymph nodes	HODGKIN'S PARAGRANULOMA INVOLVING INTRATHORACIC LYMPH NODES
C772	20103	Secondary and unspecified malignant neoplasm of intra-abdominal lymph nodes	HODGKIN'S PARAGRANULOMA INVOLVING INTRA-ABDOMINAL LYMPH NODES
C773	20104	Secondary and unspecified malignant neoplasm of axilla and upper limb lymph nodes	HODGKIN'S PARAGRANULOMA INVOLVING LYMPH NODES OF AXILLA AND UPPER LIMB
C774	20105	Secondary and unspecified malignant neoplasm of inguinal and lower limb lymph nodes	HODGKIN'S PARAGRANULOMA INVOLVING LYMPH NODES OF INGUINAL REGION AND LOWER LIMB
C775	20106	Secondary and unspecified malignant neoplasm of intrapelvic lymph nodes	HODGKIN'S PARAGRANULOMA INVOLVING INTRAPELVIC LYMPH NODES
C778	20107	Secondary and unspecified malignant neoplasm of lymph nodes of multiple regions	HODGKIN'S PARAGRANULOMA INVOLVING SPLEEN
C779	20108	Secondary and unspecified malignant neoplasm of lymph node, unspecified	HODGKIN'S PARAGRANULOMA INVOLVING LYMPH NODES OF MULTIPLE SITES
C7800	2011	Secondary malignant neoplasm of unspecified lung	HODGKIN'S GRANULOMA

Appendix A
Comorbid conditions

C7801	20110	Secondary malignant neoplasm of right lung	HODGKIN'S GRANULOMA UNSPECIFIED SITE
C7802	20111	Secondary malignant neoplasm of left lung	HODGKIN'S GRANULOMA INVOLVING LYMPH NODES OF HEAD FACE AND NECK
C781	20112	Secondary malignant neoplasm of mediastinum	HODGKIN'S GRANULOMA INVOLVING INTRATHORACIC LYMPH NODES
C782	20113	Secondary malignant neoplasm of pleura	HODGKIN'S GRANULOMA INVOLVING INTRA-ABDOMINAL LYMPH NODES
C7830	20114	Secondary malignant neoplasm of unspecified respiratory organ	HODGKIN'S GRANULOMA INVOLVING LYMPH NODES OF AXILLA AND UPPER LIMB
C7839	20115	Secondary malignant neoplasm of other respiratory organs	HODGKIN'S GRANULOMA INVOLVING LYMPH NODES OF INGUINAL REGION AND LOWER LIMB
C784	20116	Secondary malignant neoplasm of small intestine	HODGKIN'S GRANULOMA INVOLVING INTRAPELVIC LYMPH NODES
C785	20117	Secondary malignant neoplasm of large intestine and rectum	HODGKIN'S GRANULOMA INVOLVING SPLEEN
C786	20118	Secondary malignant neoplasm of retroperitoneum and peritoneum	HODGKIN'S GRANULOMA INVOLVING LYMPH NODES OF MULTIPLE SITES
C787	2012	Secondary malignant neoplasm of liver and intrahepatic bile duct	HODGKIN'S SARCOMA
C7880	20120	Secondary malignant neoplasm of unspecified digestive organ	HODGKIN'S SARCOMA UNSPECIFIED SITE
C7889	20121	Secondary malignant neoplasm of other digestive organs	HODGKIN'S SARCOMA INVOLVING LYMPH NODES OF HEAD FACE AND NECK
C7900	20122	Secondary malignant neoplasm of unspecified kidney and renal pelvis	HODGKIN'S SARCOMA INVOLVING INTRATHORACIC LYMPH NODES
C7901	20123	Secondary malignant neoplasm of right kidney and renal pelvis	HODGKIN'S SARCOMA INVOLVING INTRA-ABDOMINAL LYMPH NODES
C7902	20124	Secondary malignant neoplasm of left kidney and renal pelvis	HODGKIN'S SARCOMA INVOLVING LYMPH NODES OF AXILLA AND UPPER LIMB
C7910	20125	Secondary malignant neoplasm of unspecified urinary organs	HODGKIN'S SARCOMA INVOLVING LYMPH NODES OF INGUINAL REGION AND LOWER LIMB
C7911	20126	Secondary malignant neoplasm of bladder	HODGKIN'S SARCOMA INVOLVING INTRAPELVIC LYMPH NODES
C7919	20127	Secondary malignant neoplasm of other urinary organs	HODGKIN'S SARCOMA INVOLVING SPLEEN
C792	20128	Secondary malignant neoplasm of skin	HODGKIN'S SARCOMA INVOLVING LYMPH NODES OF MULTIPLE SITES
C7931	2014	Secondary malignant neoplasm of brain	HODGKIN'S DISEASE LYMPHOCYTIC-HISTIOCYTIC PREDOMINANCE
C7932	20140	Secondary malignant neoplasm of cerebral meninges	HODGKIN'S DISEASE LYMPHOCYTIC-HISTIOCYTIC PREDOMINANCE UNSPECIFIED SITE
C7940	20141	Secondary malignant neoplasm of unspecified part of nervous system	HODGKIN'S DISEASE LYMPHOCYTIC-HISTIOCYTIC PREDOMINANCE INVOLVING LYMPH NODES OF HEAD FACE AND NECK
C7949	20142	Secondary malignant neoplasm of other parts of nervous system	HODGKIN'S DISEASE LYMPHOCYTIC-HISTIOCYTIC PREDOMINANCE INVOLVING INTRATHORACIC LYMPH NODES
C7951	20143	Secondary malignant neoplasm of bone	HODGKIN'S DISEASE LYMPHOCYTIC-HISTIOCYTIC PREDOMINANCE INVOLVING LYMPH NODES OF AXILLA AND UPPER LIMB
C7952	20144	Secondary malignant neoplasm of bone marrow	HODGKIN'S DISEASE LYMPHOCYTIC-HISTIOCYTIC PREDOMINANCE INVOLVING LYMPH NODES OF AXILLA AND UPPER LIMB
C7960	20145	Secondary malignant neoplasm of unspecified ovary	HODGKIN'S DISEASE LYMPHOCYTIC-HISTIOCYTIC PREDOMINANCE INVOLVING LYMPH NODES OF INGUINAL REGION AND LOWER LIMB
C7961	20146	Secondary malignant neoplasm of right ovary	HODGKIN'S DISEASE LYMPHOCYTIC-HISTIOCYTIC PREDOMINANCE INVOLVING INTRAPELVIC LYMPH NODES
C7962	20147	Secondary malignant neoplasm of left ovary	HODGKIN'S DISEASE LYMPHOCYTIC-HISTIOCYTIC PREDOMINANCE INVOLVING SPLEEN
C7970	20148	Secondary malignant neoplasm of unspecified adrenal gland	HODGKIN'S DISEASE LYMPHOCYTIC-HISTIOCYTIC PREDOMINANCE INVOLVING LYMPH NODES OF MULTIPLE SITES

Appendix A
Comorbid conditions

C7971	2015	Secondary malignant neoplasm of right adrenal gland	HODGKIN'S DISEASE NODULAR SCLEROSIS
C7972	20150	Secondary malignant neoplasm of left adrenal gland	HODGKIN'S DISEASE NODULAR SCLEROSIS UNSPECIFIED SITE
C7981	20151	Secondary malignant neoplasm of breast	HODGKIN'S DISEASE NODULAR SCLEROSIS INVOLVING LYMPH NODES OF HEAD FACE AND NECK
C7982	20152	Secondary malignant neoplasm of genital organs	HODGKIN'S DISEASE NODULAR SCLEROSIS INVOLVING INTRATHORACIC LYMPH NODES
C7989	20153	Secondary malignant neoplasm of other specified sites	HODGKIN'S DISEASE NODULAR SCLEROSIS INVOLVING INTRA-ABDOMINAL LYMPH NODES
C799	20154	Secondary malignant neoplasm of unspecified site	HODGKIN'S DISEASE NODULAR SCLEROSIS INVOLVING LYMPH NODES OF AXILLA AND UPPER LIMB
C800	20155	Disseminated malignant neoplasm, unspecified	HODGKIN'S DISEASE NODULAR SCLEROSIS INVOLVING LYMPH NODES OF INGUINAL REGION AND LOWER LIMB
C801	20156	Malignant (primary) neoplasm, unspecified	HODGKIN'S DISEASE NODULAR SCLEROSIS INVOLVING INTRAPELVIC LYMPH NODES
C802	20157	Malignant neoplasm associated with transplanted organ	HODGKIN'S DISEASE NODULAR SCLEROSIS INVOLVING SPLEEN
C8100	20158	Nodular lymphocyte predominant Hodgkin lymphoma, unspecified site	HODGKIN'S DISEASE NODULAR SCLEROSIS INVOLVING LYMPH NODES OF MULTIPLE SITES
C8101	2016	Nodular lymphocyte predominant Hodgkin lymphoma, lymph nodes of head, face, and neck	HODGKIN'S DISEASE MIXED CELLULARITY
C8102	20160	Nodular lymphocyte predominant Hodgkin lymphoma, intrathoracic lymph nodes	HODGKIN'S DISEASE MIXED CELLULARITY UNSPECIFIED SITE
C8103	20161	Nodular lymphocyte predominant Hodgkin lymphoma, intra-abdominal lymph nodes	HODGKIN'S DISEASE MIXED CELLULARITY INVOLVING LYMPH NODES OF HEAD FACE AND NECK
C8104	20162	Nodular lymphocyte predominant Hodgkin lymphoma, lymph nodes of axilla and upper limb	HODGKIN'S DISEASE MIXED CELLULARITY INVOLVING INTRATHORACIC LYMPH NODES
C8105	20163	Nodular lymphocyte predominant Hodgkin lymphoma, lymph nodes of inguinal region and lower limb	HODGKIN'S DISEASE MIXED CELLULARITY INVOLVING INTRA-ABDOMINAL LYMPH NODES
C8106	20164	Nodular lymphocyte predominant Hodgkin lymphoma, intrapelvic lymph nodes	HODGKIN'S DISEASE MIXED CELLULARITY INVOLVING LYMPH NODES OF AXILLA AND UPPER LIMB
C8107	20165	Nodular lymphocyte predominant Hodgkin lymphoma, spleen	HODGKIN'S DISEASE MIXED CELLULARITY INVOLVING LYMPH NODES OF INGUINAL REGION AND LOWER LIMB
C8108	20166	Nodular lymphocyte predominant Hodgkin lymphoma, lymph nodes of multiple sites	HODGKIN'S DISEASE MIXED CELLULARITY INVOLVING INTRAPELVIC LYMPH NODES
C8109	20167	Nodular lymphocyte predominant Hodgkin lymphoma, extranodal and solid organ sites	HODGKIN'S DISEASE MIXED CELLULARITY INVOLVING SPLEEN
C8110	20168	Nodular sclerosis classical Hodgkin lymphoma, unspecified site	HODGKIN'S DISEASE MIXED CELLULARITY INVOLVING LYMPH NODES OF MULTIPLE SITES
C8111	2017	Nodular sclerosis classical Hodgkin lymphoma, lymph nodes of head, face, and neck	HODGKIN'S DISEASE LYMPHOCYTIC DEPLETION
C8112	20170	Nodular sclerosis classical Hodgkin lymphoma, intrathoracic lymph nodes	HODGKIN'S DISEASE LYMPHOCYTIC DEPLETION UNSPECIFIED SITE
C8113	20171	Nodular sclerosis classical Hodgkin lymphoma, intra-abdominal lymph nodes	HODGKIN'S DISEASE LYMPHOCYTIC DEPLETION INVOLVING LYMPH NODES OF HEAD FACE AND NECK
C8114	20172	Nodular sclerosis classical Hodgkin lymphoma, lymph nodes of axilla and upper limb	HODGKIN'S DISEASE LYMPHOCYTIC DEPLETION INVOLVING INTRATHORACIC LYMPH NODES
C8115	20173	Nodular sclerosis classical Hodgkin lymphoma, lymph nodes of inguinal region and lower limb	HODGKIN'S DISEASE LYMPHOCYTIC DEPLETION INVOLVING INTRA-ABDOMINAL LYMPH NODES
C8116	20174	Nodular sclerosis classical Hodgkin lymphoma, intrapelvic lymph nodes	HODGKIN'S DISEASE LYMPHOCYTIC DEPLETION INVOLVING LYMPH NODES OF AXILLA AND UPPER LIMB
C8117	20175	Nodular sclerosis classical Hodgkin lymphoma, spleen	HODGKIN'S DISEASE LYMPHOCYTIC DEPLETION INVOLVING LYMPH NODES OF INGUINAL REGION AND LOWER LIMB
C8118	20176	Nodular sclerosis classical Hodgkin lymphoma, lymph nodes of multiple sites	HODGKIN'S DISEASE LYMPHOCYTIC DEPLETION INVOLVING INTRAPELVIC LYMPH NODES
C8119	20177	Nodular sclerosis classical Hodgkin lymphoma, extranodal and solid organ sites	HODGKIN'S DISEASE LYMPHOCYTIC DEPLETION INVOLVING SPLEEN
C8120	20178	Mixed cellularity classical Hodgkin lymphoma, unspecified site	HODGKIN'S DISEASE LYMPHOCYTIC DEPLETION INVOLVING LYMPH NODES OF MULTIPLE SITES
C8121	2019	Mixed cellularity classical Hodgkin lymphoma, lymph nodes of head, face, and neck	HODGKIN'S DISEASE UNSPECIFIED TYPE

Appendix A
Comorbid conditions

C8122	20190	Mixed cellularity classical Hodgkin lymphoma, intrathoracic lymph nodes	HODGKIN'S DISEASE UNSPECIFIED TYPE UNSPECIFIED SITE
C8123	20191	Mixed cellularity classical Hodgkin lymphoma, intra-abdominal lymph nodes	HODGKIN'S DISEASE UNSPECIFIED TYPE INVOLVING LYMPH NODES OF HEAD FACE AND NECK
C8124	20192	Mixed cellularity classical Hodgkin lymphoma, lymph nodes of axilla and upper limb	HODGKIN'S DISEASE UNSPECIFIED TYPE INVOLVING INTRATHORACIC LYMPH NODES
C8125	20193	Mixed cellularity classical Hodgkin lymphoma, lymph nodes of inguinal region and lower limb	HODGKIN'S DISEASE UNSPECIFIED TYPE INVOLVING INTRA-ABDOMINAL LYMPH NODES
C8126	20194	Mixed cellularity classical Hodgkin lymphoma, intrapelvic lymph nodes	HODGKIN'S DISEASE UNSPECIFIED TYPE INVOLVING LYMPH NODES OF AXILLA AND UPPER LIMB
C8127	20195	Mixed cellularity classical Hodgkin lymphoma, spleen	HODGKIN'S DISEASE UNSPECIFIED TYPE INVOLVING LYMPH NODES OF INGUINAL REGION AND LOWER LIMB
C8128	20196	Mixed cellularity classical Hodgkin lymphoma, lymph nodes of multiple sites	HODGKIN'S DISEASE UNSPECIFIED TYPE INVOLVING INTRAPELVIC LYMPH NODES
C8129	20197	Mixed cellularity classical Hodgkin lymphoma, extranodal and solid organ sites	HODGKIN'S DISEASE UNSPECIFIED TYPE INVOLVING SPLEEN
C8130	20198	Lymphocyte depleted classical Hodgkin lymphoma, unspecified site	HODGKIN'S DISEASE UNSPECIFIED TYPE INVOLVING LYMPH NODES OF MULTIPLE SITES
C8131	202	Lymphocyte depleted classical Hodgkin lymphoma, lymph nodes of head, face, and neck	OTHER MALIGNANT NEOPLASMS OF LYMPHOID AND HISTIOCYTIC TISSUE
C8132	2020	Lymphocyte depleted classical Hodgkin lymphoma, intrathoracic lymph nodes	NODULAR LYMPHOMA
C8133	20200	Lymphocyte depleted classical Hodgkin lymphoma, intra-abdominal lymph nodes	NODULAR LYMPHOMA UNSPECIFIED SITE
C8134	20201	Lymphocyte depleted classical Hodgkin lymphoma, lymph nodes of axilla and upper limb	NODULAR LYMPHOMA INVOLVING LYMPH NODES OF HEAD FACE AND NECK
C8135	20202	Lymphocyte depleted classical Hodgkin lymphoma, lymph nodes of inguinal region and lower limb	NODULAR LYMPHOMA INVOLVING INTRATHORACIC LYMPH NODES
C8136	20203	Lymphocyte depleted classical Hodgkin lymphoma, intrapelvic lymph nodes	NODULAR LYMPHOMA INVOLVING INTRA-ABDOMINAL LYMPH NODES
C8137	20204	Lymphocyte depleted classical Hodgkin lymphoma, spleen	NODULAR LYMPHOMA INVOLVING LYMPH NODES OF AXILLA AND UPPER LIMB
C8138	20205	Lymphocyte depleted classical Hodgkin lymphoma, lymph nodes of multiple sites	NODULAR LYMPHOMA INVOLVING LYMPH NODES OF INGUINAL REGION AND LOWER LIMB
C8139	20206	Lymphocyte depleted classical Hodgkin lymphoma, extranodal and solid organ sites	NODULAR LYMPHOMA INVOLVING INTRAPELVIC LYMPH NODES
C8140	20207	Lymphocyte-rich classical Hodgkin lymphoma, unspecified site	NODULAR LYMPHOMA INVOLVING SPLEEN
C8141	20208	Lymphocyte-rich classical Hodgkin lymphoma, lymph nodes of head, face, and neck	NODULAR LYMPHOMA INVOLVING LYMPH NODES OF MULTIPLE SITES
C8142	2021	Lymphocyte-rich classical Hodgkin lymphoma, intrathoracic lymph nodes	MYCOSIS FUNGOIDES
C8143	20210	Lymphocyte-rich classical Hodgkin lymphoma, intra	MYCOSIS FUNGOIDES UNSPECIFIED SITE
C8144	20211	Lymphocyte-rich classical Hodgkin lymphoma, lymph nodes of axilla and upper limb	MYCOSIS FUNGOIDES INVOLVING LYMPH NODES OF HEAD FACE AND NECK
C8145	20212	Lymphocyte-rich classical Hodgkin lymphoma, lymph nodes of inguinal region and lower limb	MYCOSIS FUNGOIDES INVOLVING INTRATHORACIC LYMPH NODES
C8146	20213	Lymphocyte-rich classical Hodgkin lymphoma, intrapelvic lymph nodes	MYCOSIS FUNGOIDES INVOLVING INTRA-ABDOMINAL LYMPH NODES
C8147	20214	Lymphocyte-rich classical Hodgkin lymphoma, spleen	MYCOSIS FUNGOIDES INVOLVING LYMPH NODES OF AXILLA AND UPPER LIMB
C8148	20215	Lymphocyte-rich classical Hodgkin lymphoma, lymph nodes of multiple sites	MYCOSIS FUNGOIDES INVOLVING LYMPH NODES OF INGUINAL REGION AND LOWER LIMB
C8149	20216	Lymphocyte-rich classical Hodgkin lymphoma, extranodal and solid organ sites	MYCOSIS FUNGOIDES INVOLVING INTRAPELVIC LYMPH NODES
C8170	20217	Other classical Hodgkin lymphoma, unspecified site	MYCOSIS FUNGOIDES INVOLVING SPLEEN
C8171	20218	Other classical Hodgkin lymphoma, lymph nodes of head, face, and neck	MYCOSIS FUNGOIDES INVOLVING LYMPH NODES OF MULTIPLE SITES
C8172	2022	Other classical Hodgkin lymphoma, intrathoracic lymph nodes	SEZARY'S DISEASE
C8173	20220	Other classical Hodgkin lymphoma, intra-abdominal lymph nodes	SEZARY'S DISEASE UNSPECIFIED SITE

Appendix A
Comorbid conditions

C8174	20221	Other classical Hodgkin lymphoma, lymph nodes of axilla and upper limb	SEZARY'S DISEASE INVOLVING LYMPH NODES OF HEAD FACE AND NECK
C8175	20222	Other classical Hodgkin lymphoma, lymph nodes of inguinal region and lower limb	SEZARY'S DISEASE INVOLVING INTRATHORACIC LYMPH NODES
C8176	20223	Other classical Hodgkin lymphoma, intrapelvic lymph nodes	SEZARY'S DISEASE INVOLVING INTRA-ABDOMINAL LYMPH NODES
C8177	20224	Other classical Hodgkin lymphoma, spleen	SEZARY'S DISEASE INVOLVING LYMPH NODES OF AXILLA AND UPPER LIMB
C8178	20225	Other classical Hodgkin lymphoma, lymph nodes of multiple sites	SEZARY'S DISEASE INVOLVING LYMPH NODES OF INGUINAL REGION AND LOWER LIMB
C8179	20226	Other classical Hodgkin lymphoma, extranodal and solid organ sites	SEZARY'S DISEASE INVOLVING INTRAPELVIC LYMPH NODES
C8190	20227	Hodgkin lymphoma, unspecified, unspecified site	SEZARY'S DISEASE INVOLVING SPLEEN
C8191	20228	Hodgkin lymphoma, unspecified, lymph nodes of head, face, and neck	SEZARY'S DISEASE INVOLVING LYMPH NODES OF MULTIPLE SITES
C8192	2023	Hodgkin lymphoma, unspecified, intrathoracic lymph nodes	MAALIGNANT HISTIOCYTOSIS
C8193	20230	Hodgkin lymphoma, unspecified, intra-abdominal lymph nodes	MAALIGNANT HISTIOCYTOSIS UNSPECIFIED SITE
C8194	20231	Hodgkin lymphoma, unspecified, lymph nodes of axilla and upper limb	MAALIGNANT HISTIOCYTOSIS INVOLVING LYMPH NODES OF HEAD FACE AND NECK
C8195	20232	Hodgkin lymphoma, unspecified, lymph nodes of inguinal region and lower limb	MAALIGNANT HISTIOCYTOSIS INVOLVING INTRATHORACIC LYMPH NODES
C8196	20233	Hodgkin lymphoma, unspecified, intrapelvic lymph nodes	MAALIGNANT HISTIOCYTOSIS INVOLVING INTRA-ABDOMINAL LYMPH NODES
C8197	20234	Hodgkin lymphoma, unspecified, spleen	MAALIGNANT HISTIOCYTOSIS INVOLVING LYMPH NODES OF AXILLA AND UPPER LIMB
C8198	20235	Hodgkin lymphoma, unspecified, lymph nodes of multiple sites	MAALIGNANT HISTIOCYTOSIS INVOLVING LYMPH NODES OF INGUINAL REGION AND LOWER LIMB
C8199	20236	Hodgkin lymphoma, unspecified, extranodal and solid organ sites	MAALIGNANT HISTIOCYTOSIS INVOLVING INTRAPELVIC LYMPH NODES
C8200	20237	Follicular lymphoma grade I, unspecified site	MAALIGNANT HISTIOCYTOSIS INVOLVING SPLEEN
C8201	20238	Follicular lymphoma grade I, lymph nodes of head, face, and neck	MAALIGNANT HISTIOCYTOSIS INVOLVING LYMPH NODES OF MULTIPLE SITES
C8202	2024	Follicular lymphoma grade I, intrathoracic lymph nodes	LEUKEMIC RETICULOENDOTHELIOSIS
C8203	20240	Follicular lymphoma grade I, intra-abdominal lymph nodes	LEUKEMIC RETICULOENDOTHELIOSIS UNSPECIFIED SITE
C8204	20241	Follicular lymphoma grade I, lymph nodes of axilla and upper limb	LEUKEMIC RETICULOENDOTHELIOSIS INVOLVING LYMPH NODES OF HEAD FACE AND NECK
C8205	20242	Follicular lymphoma grade I, lymph nodes of inguinal region and lower limb	LEUKEMIC RETICULOENDOTHELIOSIS INVOLVING INTRATHORACIC LYMPH NODES
C8206	20243	Follicular lymphoma grade I, intrapelvic lymph nodes	LEUKEMIC RETICULOENDOTHELIOSIS INVOLVING INTRA-ABDOMINAL LYMPH NODES
C8207	20244	Follicular lymphoma grade I, spleen	LEUKEMIC RETICULOENDOTHELIOSIS INVOLVING LYMPH NODES OF AXILLA AND UPPER ARM
C8208	20245	Follicular lymphoma grade I, lymph nodes of multiple sites	LEUKEMIC RETICULOENDOTHELIOSIS INVOLVING LYMPH NODES OF INGUINAL REGION AND LOWER LIMB
C8209	20246	Follicular lymphoma grade I, extranodal and solid organ sites	LEUKEMIC RETICULOENDOTHELIOSIS INVOLVING INTRAPELVIC LYMPH NODES
C8210	20247	Follicular lymphoma grade II, unspecified site	LEUKEMIC RETICULOENDOTHELIOSIS INVOLVING SPLEEN
C8211	20248	Follicular lymphoma grade II, lymph nodes of head, face, and neck	LEUKEMIC RETICULOENDOTHELIOSIS INVOLVING LYMPH NODES OF MULTIPLE SITES
C8212	2025	Follicular lymphoma grade II, intrathoracic lymph nodes	LETTERER-SIWE DISEASE UNSPECIFIED SITE-SIWE DISEASE
C8213	20250	Follicular lymphoma grade II, intra-abdominal lymph nodes	LETTERER-SIWE DISEASE INVOLVING LYMPH NODES OF HEAD FACE AND NECK-SIWE DISEASE UNSPECIFIED SITE
C8214	20251	Follicular lymphoma grade II, lymph nodes of axilla and upper limb	LETTERER-SIWE DISEASE INVOLVING INTRATHORACIC LYMPH NODES-SIWE DISEASE INVOLVING LYMPH NODES OF HEAD FACE AND NECK
C8215	20252	Follicular lymphoma grade II, lymph nodes of inguinal region and lower limb	LETTERER-SIWE DISEASE INVOLVING INTRATHORACIC LYMPH NODES
C8216	20253	Follicular lymphoma grade II, intrapelvic lymph nodes	LETTERER-SIWE DISEASE INVOLVING INTRA
C8217	20254	Follicular lymphoma grade II, spleen	LETTERER-SIWE DISEASE INVOLVING LYMPH NODES OF AXILLA AND UPPER LIMB

Appendix A
Comorbid conditions

C8218	20255	Follicular lymphoma grade II, lymph nodes of multiple sites	LETTERER-SIWE DISEASE INVOLVING LYMPH NODES OF INGUINAL REGION AND LOWER LIMB
C8219	20256	Follicular lymphoma grade II, extranodal and solid organ sites	LETTERER-SIWE DISEASE INVOLVING INTRAPELVIC LYMPH NODES
C8220	20257	Follicular lymphoma grade III, unspecified, unspecified site	LETTERER-SIWE DISEASE INVOLVING SPLEEN
C8221	20258	Follicular lymphoma grade III, unspecified, lymph nodes of head, face, and neck	LETTERER-SIWE DISEASE INVOLVING LYMPH NODES OF MULTIPLE SITES
C8222	2026	Follicular lymphoma grade III, unspecified, intrathoracic lymph nodes	MALIGNANT MAST CELL TUMORS
C8223	20260	Follicular lymphoma grade III, unspecified, intra-abdominal lymph nodes	MALIGNANT MAST CELL TUMORS UNSPECIFIED SITE
C8224	20261	Follicular lymphoma grade III, unspecified, lymph nodes of axilla and upper limb	MALIGNANT MAST CELL TUMORS INVOLVING LYMPH NODES OF HEAD FACE AND NECK
C8225	20262	Follicular lymphoma grade III, unspecified, lymph nodes of inguinal region and lower limb	MALIGNANT MAST CELL TUMORS INVOLVING INTRATHORACIC LYMPH NODES
C8226	20263	Follicular lymphoma grade III, unspecified, intrapelvic lymph nodes	MALIGNANT MAST CELL TUMORS INVOLVING INTRA-ABDOMINAL LYMPH NODES
C8227	20264	Follicular lymphoma grade III, unspecified, spleen	MALIGNANT MAST CELL TUMORS INVOLVING LYMPH NODES OF AXILLA AND UPPER LIMB
C8228	20265	Follicular lymphoma grade III, unspecified, lymph nodes of multiple sites	MALIGNANT MAST CELL TUMORS INVOLVING LYMPH NODES OF INGUINAL REGION AND LOWER LIMB
C8229	20266	Follicular lymphoma grade III, unspecified, extranodal and solid organ sites	MALIGNANT MAST CELL TUMORS INVOLVING INTRAPELVIC LYMPH NODES
C8230	20267	Follicular lymphoma grade IIIa, unspecified site	MALIGNANT MAST CELL TUMORS INVOLVING SPLEEN
C8231	20268	Follicular lymphoma grade IIIa, lymph nodes of head, face, and neck	MALIGNANT MAST CELL TUMORS INVOLVING LYMPH NODES OF MULTIPLE SITES
C8232	2027	Follicular lymphoma grade IIIa, intrathoracic lymph nodes	PERIPHERAL T-CELL LYMPHOMA
C8233	20270	Follicular lymphoma grade IIIa, intra-abdominal lymph nodes	PERIPHERAL T-CELL LYMPHOMA UNSPECIFIED SITE
C8234	20271	Follicular lymphoma grade IIIa, lymph nodes of axilla and upper limb	PERIPHERAL T-CELL LYMPHOMA INVOLVING LYMPH NODES OF HEAD FACE AND NECK
C8235	20272	Follicular lymphoma grade IIIa, lymph nodes of inguinal region and lower limb	PERIPHERAL T-CELL LYMPHOMA INVOLVING INTRATHORACIC LYMPH NODES
C8236	20273	Follicular lymphoma grade IIIa, intrapelvic lymph nodes	PERIPHERAL T-CELL LYMPHOMA INVOLVING INTRA
C8237	20274	Follicular lymphoma grade IIIa, spleen	PERIPHERAL T-CELL LYMPHOMA INVOLVING LYMPH NODES OF AXILLA AND UPPER LIMB
C8238	20275	Follicular lymphoma grade IIIa, lymph nodes of multiple sites	PERIPHERAL T-CELL LYMPHOMA INVOLVING LYMPH NODES OF INGUINAL REGION AND LOWER LIMB
C8239	20276	Follicular lymphoma grade IIIa, extranodal and solid organ sites	PERIPHERAL T-CELL LYMPHOMA INVOLVING INTRAPELVIC LYMPH NODES
C8240	20277	Follicular lymphoma grade IIIb, unspecified site	PERIPHERAL T-CELL LYMPHOMA INVOLVING SPLEEN
C8241	20278	Follicular lymphoma grade IIIb, lymph nodes of head, face, and neck	PERIPHERAL T-CELL LYMPHOMA INVOLVING LYMPH NODES OF MULTIPLE SITES
C8242	2028	Follicular lymphoma grade IIIb, intrathoracic lymph nodes	OTHER MALIGNANT LYMPHOMAS
C8243	20280	Follicular lymphoma grade IIIb, intra-abdominal lymph nodes	OTHER MALIGNANT LYMPHOMAS UNSPECIFIED SITE
C8244	20281	Follicular lymphoma grade IIIb, lymph nodes of axilla and upper limb	OTHER MALIGNANT LYMPHOMAS INVOLVING LYMPH NODES OF HEAD FACE AND NECK
C8245	20282	Follicular lymphoma grade IIIb, lymph nodes of inguinal region and lower limb	OTHER MALIGNANT LYMPHOMAS INVOLVING INTRATHORACIC LYMPH NODES
C8246	20283	Follicular lymphoma grade IIIb, intrapelvic lymph nodes	OTHER MALIGNANT LYMPHOMAS INVOLVING INTRA-ABDOMINAL LYMPH NODES
C8247	20284	Follicular lymphoma grade IIIb, spleen	OTHER MALIGNANT LYMPHOMAS INVOLVING LYMPH NODES OF AXILLA AND UPPER LIMB
C8248	20285	Follicular lymphoma grade IIIb, lymph nodes of multiple sites	OTHER MALIGNANT LYMPHOMAS INVOLVING LYMPH NODES OF INGUINAL REGION AND LOWER LIMB
C8249	20286	Follicular lymphoma grade IIIb, extranodal and solid organ sites	OTHER MALIGNANT LYMPHOMAS INVOLVING INTRAPELVIC LYMPH NODES
C8250	20287	Diffuse follicle center lymphoma, unspecified site	OTHER MALIGNANT LYMPHOMAS INVOLVING SPLEEN
C8251	20288	Diffuse follicle center lymphoma, lymph nodes of head, face, and neck	OTHER MALIGNANT LYMPHOMAS INVOLVING LYMPH NODES OF MULTIPLE SITES

Appendix A
Comorbid conditions

C8252	2029	Diffuse follicle center lymphoma, intrathoracic lymph nodes	OTHER AND UNSPECIFIED MALIGNANT NEOPLASMS OF LYMPHOID AND HISTIOCYTIC TISSUE
C8253	20290	Diffuse follicle center lymphoma, intra-abdominal lymph nodes	OTHER AND UNSPECIFIED MALIGNANT NEOPLASMS OF LYMPHOID AND HISTIOCYTIC TISSUE UNSPECIFIED SITE
C8254	20291	Diffuse follicle center lymphoma, lymph nodes of axilla and upper limb	OTHER AND UNSPECIFIED MALIGNANT NEOPLASMS OF LYMPHOID AND HISTIOCYTIC TISSUE INVOLVING LYMPH NODES OF HEAD FACE AND NECK
C8255	20292	Diffuse follicle center lymphoma, lymph nodes of inguinal region and lower limb	OTHER AND UNSPECIFIED MALIGNANT NEOPLASMS OF LYMPHOID AND HISTIOCYTIC TISSUE INVOLVING INTRATHORACIC LYMPH NODES
C8256	20293	Diffuse follicle center lymphoma, intrapelvic lymph nodes	OTHER AND UNSPECIFIED MALIGNANT NEOPLASMS OF LYMPHOID AND HISTIOCYTIC TISSUE INVOLVING INTRA-ABDOMINAL LYMPH NODES
C8257	20294	Diffuse follicle center lymphoma, spleen	OTHER AND UNSPECIFIED MALIGNANT NEOPLASMS OF LYMPHOID AND HISTIOCYTIC TISSUE INVOLVING LYMPH NODES OF AXILLA AND UPPER LIMB
C8258	20295	Diffuse follicle center lymphoma, lymph nodes of multiple sites	OTHER AND UNSPECIFIED MALIGNANT NEOPLASMS OF LYMPHOID AND HISTIOCYTIC TISSUE INVOLVING LYMPH NODES OF INGUINAL REGION AND LOWER LIMB
C8259	20296	Diffuse follicle center lymphoma, extranodal and solid organ sites	OTHER AND UNSPECIFIED MALIGNANT NEOPLASMS OF LYMPHOID AND HISTIOCYTIC TISSUE INVOLVING INTRAPELVIC LYMPH NODES
C8260	20297	Cutaneous follicle center lymphoma, unspecified site	OTHER AND UNSPECIFIED MALIGNANT NEOPLASMS OF LYMPHOID AND HISTIOCYTIC TISSUE INVOLVING SPLEEN
C8261	20298	Cutaneous follicle center lymphoma, lymph nodes of head, face, and neck	OTHER AND UNSPECIFIED MALIGNANT NEOPLASMS OF LYMPHOID AND HISTIOCYTIC TISSUE INVOLVING LYMPH NODES OF MULTIPLE SITES
C8262	203	Cutaneous follicle center lymphoma, intrathoracic lymph nodes	MULTIPLE MYELOMA AND IMMUNOPROLIFERATIVE NEOPLASMS
C8263	2030	Cutaneous follicle center lymphoma, intra-abdominal lymph nodes	MULTIPLE MYELOMA
C8264	20300	Cutaneous follicle center lymphoma, lymph nodes of axilla and upper limb	MULTIPLE MYELOMA WITHOUT MENTION OF HAVING ACHIEVED REMISSION
C8265	20301	Cutaneous follicle center lymphoma, lymph nodes of inguinal region and lower limb	MULTIPLE MYELOMA IN REMISSION
C8266	20302	Cutaneous follicle center lymphoma, intrapelvic lymph nodes	MULTIPLE MYELOMA IN RELAPSE
C8267	2031	Cutaneous follicle center lymphoma, spleen	PLASMA CELL LEUKEMIA
C8268	20310	Cutaneous follicle center lymphoma, lymph nodes of multiple sites	PLASMA CELL LEUKEMIA WITHOUT MENTION OF HAVING ACHIEVED REMISSION
C8269	20311	Cutaneous follicle center lymphoma, extranodal and solid organ sites	PLASMA CELL LEUKEMIA IN REMISSION
C8280	20312	Other types of follicular lymphoma, unspecified site	PLASMA CELL LEUKEMIA IN RELAPSE
C8281	2038	Other types of follicular lymphoma, lymph nodes of head, face, and neck	OTHER IMMUNOPROLIFERATIVE NEOPLASMS
C8282	20380	Other types of follicular lymphoma, intrathoracic lymph nodes	OTHER IMMUNOPROLIFERATIVE NEOPLASMS WITHOUT MENTION OF HAVING ACHIEVED REMISSION
C8283	20381	Other types of follicular lymphoma, intra-abdominal lymph nodes	OTHER IMMUNOPROLIFERATIVE NEOPLASMS IN REMISSION
C8284	20382	Other types of follicular lymphoma, lymph nodes of axilla and upper limb	OTHER IMMUNOPROLIFERATIVE NEOPLASMS IN RELAPSE
C8285	204	Other types of follicular lymphoma, lymph nodes of inguinal region and lower limb	LYMPHOID LEUKEMIA
C8286	2040	Other types of follicular lymphoma, intrapelvic lymph nodes	ACUTE LYMPHOID LEUKEMIA
C8287	20400	Other types of follicular lymphoma, spleen	ACUTE LYMPHOID LEUKEMIA WITHOUT MENTION OF HAVING ACHIEVED REMISSION
C8288	20401	Other types of follicular lymphoma, lymph nodes of multiple sites	ACUTE LYMPHOID LEUKEMIA IN REMISSION
C8289	20402	Other types of follicular lymphoma, extranodal and solid organ sites	ACUTE LYMPHOID LEUKEMIA IN RELAPSE
C8290	2041	Follicular lymphoma, unspecified, unspecified site	CHRONIC LYMPHOID LEUKEMIA

Appendix A
Comorbid conditions

C8291	20410	Follicular lymphoma, unspecified, lymph nodes of head, face, and neck	CHRONIC LYMPHOID LEUKEMIA WITHOUT MENTION OF HAVING ACHIEVED REMISSION
C8292	20411	Follicular lymphoma, unspecified, intrathoracic lymph nodes	CHRONIC LYMPHOID LEUKEMIA IN REMISSION
C8293	20412	Follicular lymphoma, unspecified, intra-abdominal lymph nodes	CHRONIC LYMPHOID LEUKEMIA IN RELAPSE
C8294	2042	Follicular lymphoma, unspecified, lymph nodes of axilla and upper limb	SUBACUTE LYMPHOID LEUKEMIA
C8295	20420	Follicular lymphoma, unspecified, lymph nodes of inguinal region and lower limb	SUBACUTE LYMPHOID LEUKEMIA WITHOUT MENTION OF HAVING ACHIEVED REMISSION
C8296	20421	Follicular lymphoma, unspecified, intrapelvic lymph nodes	SUBACUTE LYMPHOID LEUKEMIA IN REMISSION
C8297	20422	Follicular lymphoma, unspecified, spleen	SUBACUTE LYMPHOID LEUKEMIA IN RELAPSE
C8298	2048	Follicular lymphoma, unspecified, lymph nodes of multiple sites	OTHER LYMPHOID LEUKEMIA
C8299	20480	Follicular lymphoma, unspecified, extranodal and solid organ sites	OTHER LYMPHOID LEUKEMIA WITHOUT MENTION OF HAVING ACHIEVED REMISSION
C8300	20481	Small cell B-cell lymphoma, unspecified site	OTHER LYMPHOID LEUKEMIA IN REMISSION
C8301	20482	Small cell B-cell lymphoma, lymph nodes of head, face, and neck	OTHER LYMPHOID LEUKEMIA IN RELAPSE
C8302	2049	Small cell B-cell lymphoma, intrathoracic lymph nodes	UNSPECIFIED LYMPHOID LEUKEMIA
C8303	20490	Small cell B-cell lymphoma, intra	UNSPECIFIED LYMPHOID LEUKEMIA WITHOUT MENTION OF HAVING ACHIEVED REMISSION
C8304	20491	Small cell B-cell lymphoma, lymph nodes of axilla and upper limb	UNSPECIFIED LYMPHOID LEUKEMIA IN REMISSION
C8305	20492	Small cell B-cell lymphoma, lymph nodes of inguinal region and lower limb	UNSPECIFIED LYMPHOID LEUKEMIA IN RELAPSE
C8306	205	Small cell B-cell lymphoma, intrapelvic lymph nodes	MYELOID LEUKEMIA
C8307	2050	Small cell B-cell lymphoma, spleen	ACUTE MYELOID LEUKEMIA
C8308	20500	Small cell B-cell lymphoma, lymph nodes of multiple sites	ACUTE MYELOID LEUKEMIA WITHOUT MENTION OF HAVING ACHIEVED REMISSION
C8309	20501	Small cell B-cell lymphoma, extranodal and solid organ sites	ACUTE MYELOID LEUKEMIA IN REMISSION
C8310	20502	Mantle cell lymphoma, unspecified site	ACUTE MYELOID LEUKEMIA IN RELAPSE
C8311	2051	Mantle cell lymphoma, lymph nodes of head, face, and neck	CHRONIC MYELOID LEUKEMIA
C8312	20510	Mantle cell lymphoma, intrathoracic lymph nodes	CHRONIC MYELOID LEUKEMIA WITHOUT MENTION OF HAVING ACHIEVED REMISSION
C8313	20511	Mantle cell lymphoma, intra-abdominal lymph nodes	CHRONIC MYELOID LEUKEMIA IN REMISSION
C8314	20512	Mantle cell lymphoma, lymph nodes of axilla and upper limb	CHRONIC MYELOID LEUKEMIA IN RELAPSE
C8315	2052	Mantle cell lymphoma, lymph nodes of inguinal region and lower limb	SUBACUTE MYELOID LEUKEMIA
C8316	20520	Mantle cell lymphoma, intrapelvic lymph nodes	SUBACUTE MYELOID LEUKEMIA WITHOUT MENTION OF HAVING ACHIEVED REMISSION
C8317	20521	Mantle cell lymphoma, spleen	SUBACUTE MYELOID LEUKEMIA IN REMISSION
C8318	20522	Mantle cell lymphoma, lymph nodes of multiple sites	SUBACUTE MYELOID LEUKEMIA IN RELAPSE
C8319	2053	Mantle cell lymphoma, extranodal and solid organ sites	MYELOID SARCOMA
C8330	20530	Diffuse large B-cell lymphoma, unspecified site	MYELOID SARCOMA WITHOUT MENTION OF HAVING ACHIEVED REMISSION
C8331	20531	Diffuse large B-cell lymphoma, lymph nodes of head, face, and neck	MYELOID SARCOMA IN REMISSION
C8332	20532	Diffuse large B-cell lymphoma, intrathoracic lymph nodes	MYELOID SARCOMA IN RELAPSE
C8333	2058	Diffuse large B-cell lymphoma, intra	OTHER MYELOID LEUKEMIA
C8334	20580	Diffuse large B-cell lymphoma, lymph nodes of axilla and upper limb	OTHER MYELOID LEUKEMIA WITHOUT MENTION OF HAVING ACHIEVED REMISSION
C8335	20581	Diffuse large B-cell lymphoma, lymph nodes of inguinal region and lower limb	OTHER MYELOID LEUKEMIA IN REMISSION
C8336	20582	Diffuse large B-cell lymphoma, intrapelvic lymph nodes	OTHER MYELOID LEUKEMIA IN RELAPSE
C8337	2059	Diffuse large B-cell lymphoma, spleen	UNSPECIFIED MYELOID LEUKEMIA
C8338	20590	Diffuse large B-cell lymphoma, lymph nodes of multiple sites	UNSPECIFIED MYELOID LEUKEMIA WITHOUT MENTION OF HAVING ACHIEVED REMISSION

Appendix A
Comorbid conditions

C8339	20591	Diffuse large B-cell lymphoma, extranodal and solid organ sites	UNSPECIFIED MYELOID LEUKEMIA IN REMISSION
C8350	20592	Lymphoblastic (diffuse) lymphoma, unspecified site	UNSPECIFIED MYELOID LEUKEMIA IN RELAPSE
C8351	206	Lymphoblastic (diffuse) lymphoma, lymph nodes of head, face, and neck	MONOCYTIC LEUKEMIA
C8352	2060	Lymphoblastic (diffuse) lymphoma, intrathoracic lymph nodes	ACUTE MONOCYTIC LEUKEMIA
C8353	20600	Lymphoblastic (diffuse) lymphoma, intra-abdominal lymph nodes	ACUTE MONOCYTIC LEUKEMIA WITHOUT MENTION OF HAVING ACHIEVED REMISSION
C8354	20601	Lymphoblastic (diffuse) lymphoma, lymph nodes of axilla and upper limb	ACUTE MONOCYTIC LEUKEMIA IN REMISSION
C8355	20602	Lymphoblastic (diffuse) lymphoma, lymph nodes of inguinal region and lower limb	ACUTE MONOCYTIC LEUKEMIA IN RELAPSE
C8356	2061	Lymphoblastic (diffuse) lymphoma, intrapelvic lymph nodes	CHRONIC MONOCYTIC LEUKEMIA
C8357	20610	Lymphoblastic (diffuse) lymphoma, spleen	CHRONIC MONOCYTIC LEUKEMIA WITHOUT MENTION OF HAVING ACHIEVED REMISSION
C8358	20611	Lymphoblastic (diffuse) lymphoma, lymph nodes of multiple sites	CHRONIC MONOCYTIC LEUKEMIA IN REMISSION
C8359	20612	Lymphoblastic (diffuse) lymphoma, extranodal and solid organ sites	CHRONIC MONOCYTIC LEUKEMIA IN RELAPSE
C8370	2062	Burkitt lymphoma, unspecified site	SUBACUTE MONOCYTIC LEUKEMIA
C8371	20620	Burkitt lymphoma, lymph nodes of head, face, and neck	SUBACUTE MONOCYTIC LEUKEMIA WITHOUT MENTION OF HAVING ACHIEVED REMISSION
C8372	20621	Burkitt lymphoma, intrathoracic lymph nodes	SUBACUTE MONOCYTIC LEUKEMIA IN REMISSION
C8373	20622	Burkitt lymphoma, intra-abdominal lymph nodes	SUBACUTE MONOCYTIC LEUKEMIA IN RELAPSE
C8374	2068	Burkitt lymphoma, lymph nodes of axilla and upper limb	OTHER MONOCYTIC LEUKEMIA
C8375	20680	Burkitt lymphoma, lymph nodes of inguinal region and lower limb	OTHER MONOCYTIC LEUKEMIA WITHOUT MENTION OF HAVING ACHIEVED REMISSION
C8376	20681	Burkitt lymphoma, intrapelvic lymph nodes	OTHER MONOCYTIC LEUKEMIA IN REMISSION
C8377	20682	Burkitt lymphoma, spleen	OTHER MONOCYTIC LEUKEMIA IN RELAPSE
C8378	2069	Burkitt lymphoma, lymph nodes of multiple sites	UNSPECIFIED MONOCYTIC LEUKEMIA
C8379	20690	Burkitt lymphoma, extranodal and solid organ sites	UNSPECIFIED MONOCYTIC LEUKEMIA WITHOUT MENTION OF HAVING ACHIEVED REMISSION
C8380	20691	Other non-follicular lymphoma, unspecified site	UNSPECIFIED MONOCYTIC LEUKEMIA IN REMISSION
C8381	20692	Other non-follicular lymphoma, lymph nodes of head, face, and neck	UNSPECIFIED MONOCYTIC LEUKEMIA IN RELAPSE
C8382	207	Other non-follicular lymphoma, intrathoracic lymph nodes	OTHER SPECIFIED LEUKEMIA
C8383	2070	Other non-follicular lymphoma, intra	ACUTE ERYTHREMIA AND ERYTHROLEUKEMIA
C8384	20700	Other non-follicular lymphoma, lymph nodes of axilla and upper limb	ACUTE ERYTHREMIA AND ERYTHROLEUKEMIA WITHOUT MENTION OF HAVING ACHIEVED REMISSION
C8385	20701	Other non-follicular lymphoma, lymph nodes of inguinal region and lower limb	ACUTE ERYTHREMIA AND ERYTHROLEUKEMIA IN REMISSION
C8386	20702	Other non-follicular lymphoma, intrapelvic lymph nodes	ACUTE ERYTHREMIA AND ERYTHROLEUKEMIA IN RELAPSE
C8387	2071	Other non-follicular lymphoma, spleen	CHRONIC ERYTHREMIA
C8388	20710	Other non-follicular lymphoma, lymph nodes of multiple sites	CHRONIC ERYTHREMIA WITHOUT MENTION OF HAVING ACHIEVED REMISSION
C8389	20711	Other non-follicular lymphoma, extranodal and solid organ sites	CHRONIC ERYTHREMIA IN REMISSION
C8390	20712	Non-follicular (diffuse) lymphoma, unspecified, unspecified site	CHRONIC ERYTHREMIA IN RELAPSE
C8391	2072	Non-follicular (diffuse) lymphoma, unspecified, lymph nodes of head, face, and neck	MEGAKARYOCYTIC LEUKEMIA
C8392	20720	Non-follicular (diffuse) lymphoma, unspecified, intrathoracic lymph nodes	MEGAKARYOCYTIC LEUKEMIA WITHOUT MENTION OF HAVING ACHIEVED REMISSION
C8393	20721	Non-follicular (diffuse) lymphoma, unspecified, intra	MEGAKARYOCYTIC LEUKEMIA IN REMISSION
C8394	20722	Non-follicular (diffuse) lymphoma, unspecified, lymph nodes of axilla and upper limb	MEGAKARYOCYTIC LEUKEMIA IN RELAPSE
C8395	2078	Non-follicular (diffuse) lymphoma, unspecified, lymph nodes of inguinal region and lower limb	OTHER SPECIFIED LEUKEMIA
C8396	20780	Non-follicular (diffuse) lymphoma, unspecified, intrapelvic lymph nodes	OTHER SPECIFIED LEUKEMIA WITHOUT MENTION OF HAVING ACHIEVED REMISSION
C8397	20781	Non-follicular (diffuse) lymphoma, unspecified, spleen	OTHER SPECIFIED LEUKEMIA IN REMISSION

Appendix A
Comorbid conditions

C8398	20782	Non-follicular (diffuse) lymphoma, unspecified, lymph nodes of multiple sites	OTHER SPECIFIED LEUKEMIA IN RELAPSE
C8399	208	Non-follicular (diffuse) lymphoma, unspecified, extranodal and solid organ sites	LEUKEMIA OF UNSPECIFIED CELL TYPE
C8400	2080	Mycosis fungoides, unspecified site	ACUTE LEUKEMIA OF UNSPECIFIED CELL TYPE
C8401	20800	Mycosis fungoides, lymph nodes of head, face, and neck	ACUTE LEUKEMIA OF UNSPECIFIED CELL TYPE WITHOUT MENTION OF HAVING ACHIEVED REMISSION
C8402	20801	Mycosis fungoides, intrathoracic lymph nodes	ACUTE LEUKEMIA OF UNSPECIFIED CELL TYPE IN REMISSION
C8403	20802	Mycosis fungoides, intra-abdominal lymph nodes	ACUTE LEUKEMIA OF UNSPECIFIED CELL TYPE IN RELAPSE
C8404	2081	Mycosis fungoides, lymph nodes of axilla and upper limb	CHRONIC LEUKEMIA OF UNSPECIFIED CELL TYPE
C8405	20810	Mycosis fungoides, lymph nodes of inguinal region and lower limb	CHRONIC LEUKEMIA OF UNSPECIFIED CELL TYPE WITHOUT MENTION OF HAVING ACHIEVED REMISSION
C8406	20811	Mycosis fungoides, intrapelvic lymph nodes	CHRONIC LEUKEMIA OF UNSPECIFIED CELL TYPE IN REMISSION
C8407	20812	Mycosis fungoides, spleen	CHRONIC LEUKEMIA OF UNSPECIFIED CELL TYPE IN RELAPSE
C8408	2082	Mycosis fungoides, lymph nodes of multiple sites	SUBACUTE LEUKEMIA OF UNSPECIFIED CELL TYPE
C8409	20820	Mycosis fungoides, extranodal and solid organ sites	SUBACUTE LEUKEMIA OF UNSPECIFIED CELL TYPE WITHOUT MENTION OF HAVING ACHIEVED REMISSION
C8410	20821	Sezary disease, unspecified site	SUBACUTE LEUKEMIA OF UNSPECIFIED CELL TYPE IN REMISSION
C8411	20822	Sezary disease, lymph nodes of head, face, and neck	SUBACUTE LEUKEMIA OF UNSPECIFIED CELL TYPE IN RELAPSE
C8412	2088	Sezary disease, intrathoracic lymph nodes	OTHER LEUKEMIA OF UNSPECIFIED CELL TYPE
C8413	20880	Sezary disease, intra-abdominal lymph nodes	OTHER LEUKEMIA OF UNSPECIFIED CELL TYPE WITHOUT MENTION OF HAVING ACHIEVED REMISSION
C8414	20881	Sezary disease, lymph nodes of axilla and upper limb	OTHER LEUKEMIA OF UNSPECIFIED CELL TYPE IN REMISSION
C8415	20882	Sezary disease, lymph nodes of inguinal region and lower limb	OTHER LEUKEMIA OF UNSPECIFIED CELL TYPE IN RELAPSE
C8416	2089	Sezary disease, intrapelvic lymph nodes	UNSPECIFIED LEUKEMIA
C8417	20890	Sezary disease, spleen	UNSPECIFIED LEUKEMIA WITHOUT MENTION OF HAVING ACHIEVED REMISSION
C8418	20891	Sezary disease, lymph nodes of multiple sites	UNSPECIFIED LEUKEMIA IN REMISSION
C8419	20892	Sezary disease, extranodal and solid organ sites	UNSPECIFIED LEUKEMIA IN RELAPSE
C8440	230	Peripheral T-cell lymphoma, not classified, unspecified site	CARCINOMA IN SITU OF DIGESTIVE ORGANS
C8441	2300	Peripheral T-cell lymphoma, not classified, lymph nodes of head, face, and neck	CARCINOMA IN SITU OF LIP ORAL CAVITY AND PHARYNX
C8442	2301	Peripheral T-cell lymphoma, not classified, intrathoracic lymph nodes	CARCINOMA IN SITU OF ESOPHAGUS
C8443	2302	Peripheral T-cell lymphoma, not classified, intra	CARCINOMA IN SITU OF STOMACH
C8444	2303	Peripheral T-cell lymphoma, not classified, lymph nodes of axilla and upper limb	CARCINOMA IN SITU OF COLON
C8445	2304	Peripheral T-cell lymphoma, not classified, lymph nodes of inguinal region and lower limb	CARCINOMA IN SITU OF RECTUM
C8446	2305	Peripheral T-cell lymphoma, not classified, intrapelvic lymph nodes	CARCINOMA IN SITU OF ANAL CANAL
C8447	2306	Peripheral T-cell lymphoma, not classified, spleen	CARCINOMA IN SITU OF ANUS UNSPECIFIED
C8448	2307	Peripheral T-cell lymphoma, not classified, lymph nodes of multiple sites	CARCINOMA IN SITU OF OTHER AND UNSPECIFIED PARTS OF INTESTINE
C8449	2308	Peripheral T-cell lymphoma, not classified, extranodal and solid organ sites	CARCINOMA IN SITU OF LIVER AND BILIARY SYSTEM
C8460	2309	Anaplastic large cell lymphoma, ALK-positive, unspecified site	CARCINOMA IN SITU OF OTHER AND UNSPECIFIED DIGESTIVE ORGANS
C8461	231	Anaplastic large cell lymphoma, ALK-positive, lymph nodes of head, face, and neck	CARCINOMA IN SITU OF RESPIRATORY SYSTEM
C8462	2310	Anaplastic large cell lymphoma, ALK-positive, intrathoracic lymph nodes	CARCINOMA IN SITU OF LARYNX
C8463	2311	Anaplastic large cell lymphoma, ALK-positive, intra	CARCINOMA IN SITU OF TRACHEA
C8464	2312	Anaplastic large cell lymphoma, ALK-positive, lymph nodes of axilla and upper limb	CARCINOMA IN SITU OF BRONCHUS AND LUNG

Appendix A
Comorbid conditions

C8465	2318	Anaplastic large cell lymphoma, ALK-positive, lymph nodes of inguinal region and lower limb	CARCINOMA IN SITU OF OTHER SPECIFIED PARTS OF RESPIRATORY SYSTEM
C8466	2319	Anaplastic large cell lymphoma, ALK-positive, intrapelvic lymph nodes	CARCINOMA IN SITU OF RESPIRATORY SYSTEM PART UNSPECIFIED
C8467	232	Anaplastic large cell lymphoma, ALK-positive, spleen	CARCINOMA IN SITU OF SKIN
C8468	2320	Anaplastic large cell lymphoma, ALK-positive, lymph nodes of multiple sites	CARCINOMA IN SITU OF SKIN OF LIP
C8469	2321	Anaplastic large cell lymphoma, ALK-positive, extranodal and solid organ sites	CARCINOMA IN SITU OF EYELID INCLUDING CANTHUS
C8470	2322	Anaplastic large cell lymphoma, ALK-negative, unspecified site	CARCINOMA IN SITU OF SKIN OF EAR AND EXTERNAL AUDITORY CANAL
C8471	2323	Anaplastic large cell lymphoma, ALK-negative, lymph nodes of head, face, and neck	CARCINOMA IN SITU OF SKIN OF OTHER AND UNSPECIFIED PARTS OF FACE
C8472	2324	Anaplastic large cell lymphoma, ALK-negative, intrathoracic lymph nodes	CARCINOMA IN SITU OF SCALP AND SKIN OF NECK
C8473	2325	Anaplastic large cell lymphoma, ALK-negative, intra	CARCINOMA IN SITU OF SKIN OF TRUNK EXCEPT SCROTUM
C8474	2326	Anaplastic large cell lymphoma, ALK-negative, lymph nodes of axilla and upper limb	CARCINOMA IN SITU OF SKIN OF UPPER LIMB INCLUDING SHOULDER
C8475	2327	Anaplastic large cell lymphoma, ALK-negative, lymph nodes of inguinal region and lower limb	CARCINOMA IN SITU OF SKIN OF LOWER LIMB INCLUDING HIP
C8476	2328	Anaplastic large cell lymphoma, ALK-negative, intrapelvic lymph nodes	CARCINOMA IN SITU OF OTHER SPECIFIED SITES OF SKIN
C8477	2329	Anaplastic large cell lymphoma, ALK-negative, spleen	CARCINOMA IN SITU OF SKIN SITE UNSPECIFIED
C8478	233	Anaplastic large cell lymphoma, ALK-negative, lymph nodes of multiple sites	CARCINOMA IN SITU OF BREAST AND GENITOURINARY SYSTEM
C8479	2330	Anaplastic large cell lymphoma, ALK-negative, extranodal and solid organ sites	CARCINOMA IN SITU OF BREAST
C8490	2331	Mature T/NK-cell lymphomas, unspecified, unspecified site	CARCINOMA IN SITU OF CERVIX UTERI
C8491	2332	Mature T/NK-cell lymphomas, unspecified, lymph nodes of head, face, and neck	CARCINOMA IN SITU OF OTHER AND UNSPECIFIED PARTS OF UTERUS
C8492	2333	Mature T/NK-cell lymphomas, unspecified, intrathoracic lymph nodes	CARCINOMA IN SITU OF OTHER AND UNSPECIFIED FEMALE GENITAL ORGANS
C8493	23330	Mature T/NK-cell lymphomas, unspecified, intra	CARCINOMA IN SITU OF UNSPECIFIED FEMALE GENITAL ORGAN
C8494	23331	Mature T/NK-cell lymphomas, unspecified, lymph nodes of axilla and upper limb	CARCINOMA IN SITU OF VAGINA
C8495	23332	Mature T/NK-cell lymphomas, unspecified, lymph nodes of inguinal region and lower limb	CARCINOMA IN SITU OF VULVA
C8496	23339	Mature T/NK-cell lymphomas, unspecified, intrapelvic lymph nodes	CARCINOMA IN SITU OF OTHER FEMALE GENITAL ORGAN
C8497	2334	Mature T/NK-cell lymphomas, unspecified, spleen	CARCINOMA IN SITU OF PROSTATE
C8498	2335	Mature T/NK-cell lymphomas, unspecified, lymph nodes of multiple sites	CARCINOMA IN SITU OF PENIS
C8499	2336	Mature T/NK-cell lymphomas, unspecified, extranodal and solid organ sites	CARCINOMA IN SITU OF OTHER AND UNSPECIFIED MALE GENITAL ORGANS
C84A0	2337	Cutaneous T-cell lymphoma, unspecified, unspecified site	CARCINOMA IN SITU OF BLADDER
C84A1	2339	Cutaneous T-cell lymphoma, unspecified lymph nodes of head, face, and neck	CARCINOMA IN SITU OF OTHER AND UNSPECIFIED URINARY ORGANS
C84A2	234	Cutaneous T-cell lymphoma, unspecified, intrathoracic lymph nodes	CARCINOMA IN SITU OF OTHER AND UNSPECIFIED SITES
C84A3	2340	Cutaneous T-cell lymphoma, unspecified, intra	CARCINOMA IN SITU OF EYE
C84A4	2348	Cutaneous T-cell lymphoma, unspecified, lymph nodes of axilla and upper limb	CARCINOMA IN SITU OF OTHER SPECIFIED SITES
C84A5	2349	Cutaneous T-cell lymphoma, unspecified, lymph nodes of inguinal region and lower limb	CARCINOMA IN SITU SITE UNSPECIFIED
C84A6	235	Cutaneous T-cell lymphoma, unspecified, intrapelvic lymph nodes	NEOPLASM OF UNCERTAIN BEHAVIOR OF DIGESTIVE AND RESPIRATORY SYSTEMS
C84A7	2350	Cutaneous T-cell lymphoma, unspecified, spleen	NEOPLASM OF UNCERTAIN BEHAVIOR OF MAJOR SALIVARY GLANDS
C84A8	2351	Cutaneous T-cell lymphoma, unspecified, lymph nodes of multiple sites	NEOPLASM OF UNCERTAIN BEHAVIOR OF LIP ORAL CAVITY AND PHARYNX

Appendix A
Comorbid conditions

C84A9	2352	Cutaneous T-cell lymphoma, unspecified, extranodal and solid organ sites	NEOPLASM OF UNCERTAIN BEHAVIOR OF STOMACH INTESTINES AND RECTUM
C84Z0	2353	Other mature T/NK-cell lymphomas, unspecified site	NEOPLASM OF UNCERTAIN BEHAVIOR OF LIVER AND BILIARY PASSAGES
C84Z1	2354	Other mature T/NK-cell lymphomas, lymph nodes of head, face, and neck	NEOPLASM OF UNCERTAIN BEHAVIOR OF RETROPERITONEUM AND PERITONEUM
C84Z2	2355	Other mature T/NK-cell lymphomas, intrathoracic lymph nodes	NEOPLASM OF UNCERTAIN BEHAVIOR OF OTHER AND UNSPECIFIED DIGESTIVE ORGANS
C84Z3	2356	Other mature T/NK-cell lymphomas, intra	NEOPLASM OF UNCERTAIN BEHAVIOR OF LARYNX
C84Z4	2357	Other mature T/NK-cell lymphomas, lymph nodes of axilla and upper limb	NEOPLASM OF UNCERTAIN BEHAVIOR OF TRACHEA BRONCHUS AND LUNG
C84Z5	2358	Other mature T/NK-cell lymphomas, lymph nodes of inguinal region and lower limb	NEOPLASM OF UNCERTAIN BEHAVIOR OF PLEURA THYMUS AND MEDIASTINUM
C84Z6	2359	Other mature T/NK-cell lymphomas, intrapelvic lymph nodes	NEOPLASM OF UNCERTAIN BEHAVIOR OF OTHER AND UNSPECIFIED RESPIRATORY ORGANS
C84Z7	236	Other mature T/NK-cell lymphomas, spleen	NEOPLASM OF UNCERTAIN BEHAVIOR OF GENITOURINARY ORGANS
C84Z8	2360	Other mature T/NK-cell lymphomas, lymph nodes of multiple sites	NEOPLASM OF UNCERTAIN BEHAVIOR OF UTERUS
C84Z9	2361	Other mature T/NK-cell lymphomas, extranodal and solid organ sites	NEOPLASM OF UNCERTAIN BEHAVIOR OF PLACENTA
C8510	2362	Unspecified B-cell lymphoma, unspecified site	NEOPLASM OF UNCERTAIN BEHAVIOR OF OVARY
C8511	2363	Unspecified B-cell lymphoma, lymph nodes of head, face, and neck	NEOPLASM OF UNCERTAIN BEHAVIOR OF OTHER AND UNSPECIFIED FEMALE GENITAL ORGANS
C8512	2364	Unspecified B-cell lymphoma, intrathoracic lymph nodes	NEOPLASM OF UNCERTAIN BEHAVIOR OF TESTIS
C8513	2365	Unspecified B-cell lymphoma, intra	NEOPLASM OF UNCERTAIN BEHAVIOR OF PROSTATE
C8514	2366	Unspecified B-cell lymphoma, lymph nodes of axilla and upper limb	NEOPLASM OF UNCERTAIN BEHAVIOR OF OTHER AND UNSPECIFIED MALE GENITAL ORGANS
C8515	2367	Unspecified B-cell lymphoma, lymph nodes of inguinal region and lower limb	NEOPLASM OF UNCERTAIN BEHAVIOR OF BLADDER
C8516	2369	Unspecified B-cell lymphoma, intrapelvic lymph nodes	NEOPLASM OF UNCERTAIN BEHAVIOR OF OTHER AND UNSPECIFIED URINARY ORGANS
C8517	23690	Unspecified B-cell lymphoma, spleen	NEOPLASM OF UNCERTAIN BEHAVIOR OF URINARY ORGAN UNSPECIFIED
C8518	23691	Unspecified B-cell lymphoma, lymph nodes of multiple sites	NEOPLASM OF UNCERTAIN BEHAVIOR OF KIDNEY AND URETER
C8519	23699	Unspecified B-cell lymphoma, extranodal and solid organ sites	NEOPLASM OF UNCERTAIN BEHAVIOR OF OTHER AND UNSPECIFIED URINARY ORGANS
C8520	237	Mediastinal (thymic) large B-cell lymphoma, unspecified site	NEOPLASM OF UNCERTAIN BEHAVIOR OF ENDOCRINE GLANDS AND NERVOUS SYSTEM
C8521	2370	Mediastinal (thymic) large B-cell lymphoma, lymph nodes of head, face, and neck	NEOPLASM OF UNCERTAIN BEHAVIOR OF PITUITARY GLAND AND CRANIOPHARYNGEAL DUCT
C8522	2371	Mediastinal (thymic) large B-cell lymphoma, intrathoracic lymph nodes	NEOPLASM OF UNCERTAIN BEHAVIOR OF PINEAL GLAND
C8523	2372	Mediastinal (thymic) large B-cell lymphoma, intra	NEOPLASM OF UNCERTAIN BEHAVIOR OF ADRENAL GLAND
C8524	2373	Mediastinal (thymic) large B-cell lymphoma, lymph nodes of axilla and upper limb	NEOPLASM OF UNCERTAIN BEHAVIOR OF PARAGANGLIA
C8525	2374	Mediastinal (thymic) large B-cell lymphoma, lymph nodes of inguinal region and lower limb	NEOPLASM OF UNCERTAIN BEHAVIOR OF OTHER AND UNSPECIFIED ENDOCRINE GLANDS
C8526	2375	Mediastinal (thymic) large B-cell lymphoma, intrapelvic lymph nodes	NEOPLASM OF UNCERTAIN BEHAVIOR OF BRAIN AND SPINAL CORD
C8527	2376	Mediastinal (thymic) large B-cell lymphoma, spleen	NEOPLASM OF UNCERTAIN BEHAVIOR OF MENINGES
C8528	2377	Mediastinal (thymic) large B-cell lymphoma, lymph nodes of multiple sites	NEUROFIBROMATOSIS
C8529	23770	Mediastinal (thymic) large B-cell lymphoma, extranodal and solid organ sites	NEUROFIBROMATOSIS UNSPECIFIED
C8580	23771	Other specified types of non-Hodgkin lymphoma, unspecified site	NEUROFIBROMATOSIS TYPE 1 VON RECKLINGHAUSEN'S DISEASE
C8581	23772	Other specified types of non-Hodgkin lymphoma, lymph nodes of head, face, and neck	NEUROFIBROMATOSIS TYPE 2 ACOUSTIC NEUROFIBROMATOSIS

Appendix A
Comorbid conditions

C8582	23773	Other specified types of non-Hodgkin lymphoma, intrathoracic lymph nodes	SCHWANNOMATOSIS
C8583	23779	Other specified types of non-Hodgkin lymphoma, intra	OTHER NEUROFIBROMATOSIS
C8584	2379	Other specified types of non-Hodgkin lymphoma, lymph nodes of axilla and upper limb	NEOPLASM OF UNCERTAIN BEHAVIOR OF OTHER AND UNSPECIFIED PARTS OF NERVOUS SYSTEM
C8585	238	Other specified types of non-Hodgkin lymphoma, lymph nodes of inguinal region and lower limb	NEOPLASM OF UNCERTAIN BEHAVIOR OF OTHER AND UNSPECIFIED SITES AND TISSUES
C8586	2380	Other specified types of non-Hodgkin lymphoma, intrapelvic lymph nodes	NEOPLASM OF UNCERTAIN BEHAVIOR OF BONE AND ARTICULAR CARTILAGE
C8587	2381	Other specified types of non-Hodgkin lymphoma, spleen	NEOPLASM OF UNCERTAIN BEHAVIOR OF CONNECTIVE AND OTHER SOFT TISSUE
C8588	2382	Other specified types of non-Hodgkin lymphoma, lymph nodes of multiple sites	NEOPLASM OF UNCERTAIN BEHAVIOR OF SKIN
C8589	2383	Other specified types of non-Hodgkin lymphoma, extranodal and solid organ sites	NEOPLASM OF UNCERTAIN BEHAVIOR OF BREAST
C8590	2384	Non-Hodgkin lymphoma, unspecified, unspecified site	POLYCYTHEMIA VERA
C8591	2385	Non-Hodgkin lymphoma, unspecified, lymph nodes of head, face, and neck	NEOPLASM OF UNCERTAIN BEHAVIOR OF HISTIOCYTIC AND MAST CELLS
C8592	2386	Non-Hodgkin lymphoma, unspecified, intrathoracic lymph nodes	NEOPLASM OF UNCERTAIN BEHAVIOR OF PLASMA CELLS
C8593	2387	Non-Hodgkin lymphoma, unspecified, intra	NEOPLASM OF UNCERTAIN BEHAVIOR OF OTHER LYMPHATIC AND HEMATOPOIETIC TISSUES
C8594	23871	Non-Hodgkin lymphoma, unspecified, lymph nodes of axilla and upper limb	ESSENTIAL THROMBOCYTHEMIA
C8595	23872	Non-Hodgkin lymphoma, unspecified, lymph nodes of inguinal region and lower limb	LOW GRADE MYELOYDYSPLASTIC SYNDROME LESIONS
C8596	23873	Non-Hodgkin lymphoma, unspecified, intrapelvic lymph nodes	HIGH GRADE MYELOYDYSPLASTIC SYNDROME LESIONS
C8597	23874	Non-Hodgkin lymphoma, unspecified, spleen	MYELOYDYSPLASTIC SYNDROME WITH 5Q DELETION
C8598	23875	Non-Hodgkin lymphoma, unspecified, lymph nodes of multiple sites	MYELOYDYSPLASTIC SYNDROME UNSPECIFIED
C8599	23876	Non-Hodgkin lymphoma, unspecified, extranodal and solid organ sites	MYELOFIBROSIS WITH MYELOID METAPLASIA
C860	23877	Extranodal NK/T-cell lymphoma, nasal type	POST-TRANSPLANT LYMPHOPROLIFERATIVE DISORDER (PTLD)
C861	23879	Hepatosplenic T-cell lymphoma	NEOPLASM OF UNCERTAIN BEHAVIOR OF OTHER LYMPHATIC AND HEMATOPOIETIC TISSUES
C862	2388	Enteropathy-type (intestinal) T-cell lymphoma	NEOPLASM OF UNCERTAIN BEHAVIOR OF OTHER SPECIFIED SITES
C863	2389	Subcutaneous panniculitis-like T-cell lymphoma	NEOPLASM OF UNCERTAIN BEHAVIOR SITE UNSPECIFIED
C864	239	Blastic NK-cell lymphoma	NEOPLASMS OF UNSPECIFIED NATURE
C865	2390	Angioimmunoblastic T-cell lymphoma	NEOPLASM OF UNSPECIFIED NATURE OF DIGESTIVE SYSTEM
C866	2391	Primary cutaneous CD30-positive T-cell lymphoma-cell proliferations	NEOPLASM OF UNSPECIFIED NATURE OF RESPIRATORY SYSTEM
C882	2392	Heavy chain disease	NEOPLASM OF UNSPECIFIED NATURE OF BONE SOFT TISSUE AND SKIN
C883	2393	Immunoproliferative small intestinal disease	NEOPLASM OF UNSPECIFIED NATURE OF BREAST
C884	2394	Extranodal marginal zone B-cell lymphoma of mucosa-associated lymphoid tissue [MALT-lymphoma]	NEOPLASM OF UNSPECIFIED NATURE OF BLADDER
C888	2395	Other malignant immunoproliferative diseases	NEOPLASM OF UNSPECIFIED NATURE OF OTHER GENITOURINARY ORGANS
C889	2396	Malignant immunoproliferative disease, unspecified	NEOPLASM OF UNSPECIFIED NATURE OF BRAIN
C9000	2397	Multiple myeloma not having achieved remission	NEOPLASM OF UNSPECIFIED NATURE OF ENDOCRINE GLANDS AND OTHER PARTS OF NERVOUS SYSTEM
C9001	2398	Multiple myeloma in remission	NEOPLASMS OF UNSPECIFIED NATURE OF OTHER SPECIFIED SITES
C9002	23981	Multiple myeloma in relapse	NEOPLASM OF UNSPECIFIED NATURE OF RETINA AND CHOROID
C9010	23989	Plasma cell leukemia not having achieved remission	NEOPLASM OF UNSPECIFIED NATURE OF OTHER SPECIFIED SITES
C9011	2399	Plasma cell leukemia in remission	NEOPLASM OF UNSPECIFIED NATURE SITE UNSPECIFIED

Appendix A
Comorbid conditions

C9012		Plasma cell leukemia in relapse	
C9020		Extramedullary plasmacytoma not having achieved remission	
C9021		Extramedullary plasmacytoma in remission	
C9022		Extramedullary plasmacytoma in relapse	
C9030		Solitary plasmacytoma not having achieved remission	
C9031		Solitary plasmacytoma in remission	
C9032		Solitary plasmacytoma in relapse	
C9100		Acute lymphoblastic leukemia not having achieved remission	
C9101		Acute lymphoblastic leukemia, in remission	
C9102		Acute lymphoblastic leukemia, in relapse	
C9110		Chronic lymphocytic leukemia of B-cell type not having achieved remission	
C9111		Chronic lymphocytic leukemia of B-cell type in remission	
C9112		Chronic lymphocytic leukemia of B-cell type in relapse	
C9130		Prolymphocytic leukemia of B-cell type not having achieved remission	
C9131		Prolymphocytic leukemia of B-cell type, in remission	
C9132		Prolymphocytic leukemia of B-cell type, in relapse	
C9140		Hairy cell leukemia not having achieved remission	
C9141		Hairy cell leukemia, in remission	
C9142		Hairy cell leukemia, in relapse	
C9150		Adult T-cell lymphoma/leukemia (HTLV-1-associated) not having achieved remission	
C9151		Adult T-cell lymphoma/leukemia (HTLV-1-associated), in remission	
C9152		Adult T-cell lymphoma/leukemia (HTLV-1-associated), in relapse	
C9160		Prolymphocytic leukemia of T-cell type not having achieved remission	
C9161		Prolymphocytic leukemia of T-cell type, in remission	
C9162		Prolymphocytic leukemia of T-cell type, in relapse	
C9190		Lymphoid leukemia, unspecified not having achieved remission	
C9191		Lymphoid leukemia, unspecified, in remission	
C9192		Lymphoid leukemia, unspecified, in relapse	
C91A0		Mature B-cell leukemia Burkitt	
C91A1		Mature B-cell leukemia Burkitt	
C91A2		Mature B-cell leukemia Burkitt	
C91Z0		Other lymphoid leukemia not having achieved remission	
C91Z1		Other lymphoid leukemia, in remission	
C91Z2		Other lymphoid leukemia, in relapse	
C9200		Acute myeloblastic leukemia, not having achieved remission	
C9201		Acute myeloblastic leukemia, in remission	
C9202		Acute myeloblastic leukemia, in relapse	
C9210		Chronic myeloid leukemia, BCR/ABL-positive, not having achieved remission	
C9211		Chronic myeloid leukemia, BCR/ABL-positive, in remission	
C9212		Chronic myeloid leukemia, BCR/ABL-positive, in relapse	
C9220		Atypical chronic myeloid leukemia, BCR/ABL-negative, not having achieved remission	
C9221		Atypical chronic myeloid leukemia, BCR/ABL-negative, in remission	
C9222		Atypical chronic myeloid leukemia, BCR/ABL-negative, in relapse	
C9230		Myeloid sarcoma, not having achieved remission	
C9231		Myeloid sarcoma, in remission	
C9232		Myeloid sarcoma, in relapse	
C9240		Acute promyelocytic leukemia, not having achieved remission	

Appendix A
Comorbid conditions

C9241		Acute promyelocytic leukemia, in remission	
C9242		Acute promyelocytic leukemia, in relapse	
C9250		Acute myelomonocytic leukemia, not having achieved remission	
C9251		Acute myelomonocytic leukemia, in remission	
C9252		Acute myelomonocytic leukemia, in relapse	
C9260		Acute myeloid leukemia with 11q23-abnormality not having achieved remission	
C9261		Acute myeloid leukemia with 11q23-abnormality in remission	
C9262		Acute myeloid leukemia with 11q23-abnormality in relapse	
C9290		Myeloid leukemia, unspecified, not having achieved remission	
C9291		Myeloid leukemia, unspecified in remission	
C9292		Myeloid leukemia, unspecified in relapse	
C92A0		Acute myeloid leukemia with multilineage dysplasia, not having achieved remission	
C92A1		Acute myeloid leukemia with multilineage dysplasia, in remission	
C92A2		Acute myeloid leukemia with multilineage dysplasia, in relapse	
C92Z0		Other myeloid leukemia not having achieved remission	
C92Z1		Other myeloid leukemia, in remission	
C92Z2		Other myeloid leukemia, in relapse	
C9300		Acute monoblastic/monocytic leukemia, not having achieved remission	
C9301		Acute monoblastic/monocytic leukemia, in remission	
C9302		Acute monoblastic/monocytic leukemia, in relapse	
C9310		Chronic myelomonocytic leukemia not having achieved remission	
C9311		Chronic myelomonocytic leukemia, in remission	
C9312		Chronic myelomonocytic leukemia, in relapse	
C9330		Juvenile myelomonocytic leukemia, not having achieved remission	
C9331		Juvenile myelomonocytic leukemia, in remission	
C9332		Juvenile myelomonocytic leukemia, in relapse	
C9390		Monocytic leukemia, unspecified, not having achieved remission	
C9391		Monocytic leukemia, unspecified in remission	
C9392		Monocytic leukemia, unspecified in relapse	
C93Z0		Other monocytic leukemia, not having achieved remission	
C93Z1		Other monocytic leukemia, in remission	
C93Z2		Other monocytic leukemia, in relapse	
C9400		Acute erythroid leukemia, not having achieved remission	
C9401		Acute erythroid leukemia, in remission	
C9402		Acute erythroid leukemia, in relapse	
C9420		Acute megakaryoblastic leukemia not having achieved remission	
C9421		Acute megakaryoblastic leukemia, in remission	
C9422		Acute megakaryoblastic leukemia, in relapse	
C9430		Mast cell leukemia not having achieved remission	
C9431		Mast cell leukemia, in remission	
C9432		Mast cell leukemia, in relapse	
C9440		Acute panmyelosis with myelofibrosis not having achieved remission	
C9441		Acute panmyelosis with myelofibrosis, in remission	
C9442		Acute panmyelosis with myelofibrosis, in relapse	
C946		Myelodysplastic disease, not classified	
C9480		Other specified leukemias not having achieved remission	
C9481		Other specified leukemias, in remission	
C9482		Other specified leukemias, in relapse	

Appendix A
Comorbid conditions

C9500		Acute leukemia of unspecified cell type not having achieved remission	
C9501		Acute leukemia of unspecified cell type, in remission	
C9502		Acute leukemia of unspecified cell type, in relapse	
C9510		Chronic leukemia of unspecified cell type not having achieved remission	
C9511		Chronic leukemia of unspecified cell type, in remission	
C9512		Chronic leukemia of unspecified cell type, in relapse	
C9590		Leukemia, unspecified not having achieved remission	
C9591		Leukemia, unspecified, in remission	
C9592		Leukemia, unspecified, in relapse	
C960		Multifocal and multisystemic (disseminated) Langerhans-cell histiocytosis	
C962		Malignant mast cell tumor	
C964		Sarcoma of dendritic cells (accessory cells)	
C969		Malignant neoplasm of lymphoid, hematopoietic and related tissue, unspecified	
C96A		Histiocytic sarcoma	
C96Z		Other specified malignant neoplasms of lymphoid, hematopoietic and related tissue	
D0000		Carcinoma in situ of oral cavity, unspecified site	
D0001		Carcinoma in situ of labial mucosa and vermillion border	
D0002		Carcinoma in situ of buccal mucosa	
D0003		Carcinoma in situ of gingiva and edentulous alveolar ridge	
D0004		Carcinoma in situ of soft palate	
D0005		Carcinoma in situ of hard palate	
D0006		Carcinoma in situ of floor of mouth	
D0007		Carcinoma in situ of tongue	
D0008		Carcinoma in situ of pharynx	
D001		Carcinoma in situ of esophagus	
D002		Carcinoma in situ of stomach	
D010		Carcinoma in situ of colon	
D011		Carcinoma in situ of rectosigmoid junction	
D012		Carcinoma in situ of rectum	
D013		Carcinoma in situ of anus and anal canal	
D0140		Carcinoma in situ of unspecified part of intestine	
D0149		Carcinoma in situ of other parts of intestine	
D015		Carcinoma in situ of liver, gallbladder and bile ducts	
D017		Carcinoma in situ of other specified digestive organs	
D019		Carcinoma in situ of digestive organ, unspecified	
D020		Carcinoma in situ of larynx	
D021		Carcinoma in situ of trachea	
D0220		Carcinoma in situ of unspecified bronchus and lung	
D0221		Carcinoma in situ of right bronchus and lung	
D0222		Carcinoma in situ of left bronchus and lung	
D023		Carcinoma in situ of other parts of respiratory system	
D024		Carcinoma in situ of respiratory system, unspecified	
D030		Melanoma in situ of lip	
D0310		Melanoma in situ of unspecified eyelid, including canthus	
D0311		Melanoma in situ of right eyelid, including canthus	
D0312		Melanoma in situ of left eyelid, including canthus	
D0320		Melanoma in situ of unspecified ear and external auricular canal	
D0321		Melanoma in situ of right ear and external auricular canal	
D0322		Melanoma in situ of left ear and external auricular canal	
D0330		Melanoma in situ of unspecified part of face	
D0339		Melanoma in situ of other parts of face	
D034		Melanoma in situ of scalp and neck	
D0351		Melanoma in situ of anal skin	
D0352		Melanoma in situ of breast (skin) (soft tissue)	
D0359		Melanoma in situ of other part of trunk	

Appendix A
Comorbid conditions

D0360		Melanoma in situ of unspecified upper limb, including shoulder	
D0361		Melanoma in situ of right upper limb, including shoulder	
D0362		Melanoma in situ of left upper limb, including shoulder	
D0370		Melanoma in situ of unspecified lower limb, including hip	
D0371		Melanoma in situ of right lower limb, including hip	
D0372		Melanoma in situ of left lower limb, including hip	
D038		Melanoma in situ of other sites	
D039		Melanoma in situ, unspecified	
D040		Carcinoma in situ of skin of lip	
D0410		Carcinoma in situ of skin of unspecified eyelid, including canthus	
D0411		Carcinoma in situ of skin of right eyelid, including canthus	
D0412		Carcinoma in situ of skin of left eyelid, including canthus	
D0420		Carcinoma in situ of skin of unspecified ear and external auricular canal	
D0421		Carcinoma in situ of skin of right ear and external auricular canal	
D0422		Carcinoma in situ of skin of left ear and external auricular canal	
D0430		Carcinoma in situ of skin of unspecified part of face	
D0439		Carcinoma in situ of skin of other parts of face	
D044		Carcinoma in situ of skin of scalp and neck	
D045		Carcinoma in situ of skin of trunk	
D0460		Carcinoma in situ of skin of unspecified upper limb, including shoulder	
D0461		Carcinoma in situ of skin of right upper limb, including shoulder	
D0462		Carcinoma in situ of skin of left upper limb, including shoulder	
D0470		Carcinoma in situ of skin of unspecified lower limb, including hip	
D0471		Carcinoma in situ of skin of right lower limb, including hip	
D0472		Carcinoma in situ of skin of left lower limb, including hip	
D048		Carcinoma in situ of skin of other sites	
D049		Carcinoma in situ of skin, unspecified	
D0500		Lobular carcinoma in situ of unspecified breast	
D0501		Lobular carcinoma in situ of right breast	
D0502		Lobular carcinoma in situ of left breast	
D0510		Intraductal carcinoma in situ of unspecified breast	
D0511		Intraductal carcinoma in situ of right breast	
D0512		Intraductal carcinoma in situ of left breast	
D0580		Other specified type of carcinoma in situ of unspecified breast	
D0581		Other specified type of carcinoma in situ of right breast	
D0582		Other specified type of carcinoma in situ of left breast	
D0590		Unspecified type of carcinoma in situ of unspecified breast	
D0591		Unspecified type of carcinoma in situ of right breast	
D0592		Unspecified type of carcinoma in situ of left breast	
D060		Carcinoma in situ of endocervix	
D061		Carcinoma in situ of exocervix	
D067		Carcinoma in situ of other parts of cervix	
D069		Carcinoma in situ of cervix, unspecified	
D070		Carcinoma in situ of endometrium	
D071		Carcinoma in situ of vulva	
D072		Carcinoma in situ of vagina	
D0730		Carcinoma in situ of unspecified female genital organs	
D0739		Carcinoma in situ of other female genital organs	
D074		Carcinoma in situ of penis	
D075		Carcinoma in situ of prostate	
D0760		Carcinoma in situ of unspecified male genital organs	
D0761		Carcinoma in situ of scrotum	

Appendix A
Comorbid conditions

D0769		Carcinoma in situ of other male genital organs	
D090		Carcinoma in situ of bladder	
D0910		Carcinoma in situ of unspecified urinary organ	
D0919		Carcinoma in situ of other urinary organs	
D0920		Carcinoma in situ of unspecified eye	
D0921		Carcinoma in situ of right eye	
D0922		Carcinoma in situ of left eye	
D093		Carcinoma in situ of thyroid and other endocrine glands	
D098		Carcinoma in situ of other specified sites	
D099		Carcinoma in situ, unspecified	
D3701		Neoplasm of uncertain behavior of lip	
D3702		Neoplasm of uncertain behavior of tongue	
D37030		Neoplasm of uncertain behavior of the parotid salivary glands	
D37031		Neoplasm of uncertain behavior of the sublingual salivary glands	
D37032		Neoplasm of uncertain behavior of the submandibular salivary glands	
D37039		Neoplasm of uncertain behavior of the major salivary glands, unspecified	
D3704		Neoplasm of uncertain behavior of the minor salivary glands	
D3705		Neoplasm of uncertain behavior of pharynx	
D3709		Neoplasm of uncertain behavior of other specified sites of the oral cavity	
D371		Neoplasm of uncertain behavior of stomach	
D372		Neoplasm of uncertain behavior of small intestine	
D373		Neoplasm of uncertain behavior of appendix	
D374		Neoplasm of uncertain behavior of colon	
D375		Neoplasm of uncertain behavior of rectum	
D376		Neoplasm of uncertain behavior of liver, gallbladder and bile ducts	
D378		Neoplasm of uncertain behavior of other specified digestive organs	
D379		Neoplasm of uncertain behavior of digestive organ, unspecified	
D380		Neoplasm of uncertain behavior of larynx	
D381		Neoplasm of uncertain behavior of trachea, bronchus and lung	
D382		Neoplasm of uncertain behavior of pleura	
D383		Neoplasm of uncertain behavior of mediastinum	
D384		Neoplasm of uncertain behavior of thymus	
D385		Neoplasm of uncertain behavior of other respiratory organs	
D386		Neoplasm of uncertain behavior of respiratory organ, unspecified	
D390		Neoplasm of uncertain behavior of uterus	
D3910		Neoplasm of uncertain behavior of unspecified ovary	
D3911		Neoplasm of uncertain behavior of right ovary	
D3912		Neoplasm of uncertain behavior of left ovary	
D392		Neoplasm of uncertain behavior of placenta	
D398		Neoplasm of uncertain behavior of other specified female genital organs	
D399		Neoplasm of uncertain behavior of female genital organ, unspecified	
D400		Neoplasm of uncertain behavior of prostate	
D4010		Neoplasm of uncertain behavior of unspecified testis	
D4011		Neoplasm of uncertain behavior of right testis	
D4012		Neoplasm of uncertain behavior of left testis	
D408		Neoplasm of uncertain behavior of other specified male genital organs	

Appendix A
Comorbid conditions

D409		Neoplasm of uncertain behavior of male genital organ, unspecified	
D4100		Neoplasm of uncertain behavior of unspecified kidney	
D4101		Neoplasm of uncertain behavior of right kidney	
D4102		Neoplasm of uncertain behavior of left kidney	
D4110		Neoplasm of uncertain behavior of unspecified renal pelvis	
D4111		Neoplasm of uncertain behavior of right renal pelvis	
D4112		Neoplasm of uncertain behavior of left renal pelvis	
D4120		Neoplasm of uncertain behavior of unspecified ureter	
D4121		Neoplasm of uncertain behavior of right ureter	
D4122		Neoplasm of uncertain behavior of left ureter	
D413		Neoplasm of uncertain behavior of urethra	
D414		Neoplasm of uncertain behavior of bladder	
D418		Neoplasm of uncertain behavior of other specified urinary organs	
D419		Neoplasm of uncertain behavior of unspecified urinary organ	
D420		Neoplasm of uncertain behavior of cerebral meninges	
D421		Neoplasm of uncertain behavior of spinal meninges	
D429		Neoplasm of uncertain behavior of meninges, unspecified	
D430		Neoplasm of uncertain behavior of brain, supratentorial	
D431		Neoplasm of uncertain behavior of brain, infratentorial	
D432		Neoplasm of uncertain behavior of brain, unspecified	
D433		Neoplasm of uncertain behavior of cranial nerves	
D434		Neoplasm of uncertain behavior of spinal cord	
D438		Neoplasm of uncertain behavior of other specified parts of central nervous system	
D439		Neoplasm of uncertain behavior of central nervous system, unspecified	
D440		Neoplasm of uncertain behavior of thyroid gland	
D4410		Neoplasm of uncertain behavior of unspecified adrenal gland	
D4411		Neoplasm of uncertain behavior of right adrenal gland	
D4412		Neoplasm of uncertain behavior of left adrenal gland	
D442		Neoplasm of uncertain behavior of parathyroid gland	
D443		Neoplasm of uncertain behavior of pituitary gland	
D444		Neoplasm of uncertain behavior of craniopharyngeal duct	
D445		Neoplasm of uncertain behavior of pineal gland	
D446		Neoplasm of uncertain behavior of carotid body	
D447		Neoplasm of uncertain behavior of aortic body and other paraganglia	
D449		Neoplasm of uncertain behavior of unspecified endocrine gland	
D45		Polycythemia vera	
D460		Refractory anemia without ring sideroblasts, so stated	
D461		Refractory anemia with ring sideroblasts	
D4620		Refractory anemia with excess of blasts, unspecified	
D4621		Refractory anemia with excess of blasts 1	
D4622		Refractory anemia with excess of blasts 2	
D464		Refractory anemia, unspecified	
D469		Myelodysplastic syndrome, unspecified	
D46A		Refractory cytopenia with multilineage dysplasia	
D46B		Refractory cytopenia with multilineage dysplasia and ring sideroblasts	
D46C		Myelodysplastic syndrome with isolated del(5q) chromosomal abnormality	
D46Z		Other myelodysplastic syndromes	
D470		Histiocytic and mast cell tumors of uncertain behavior	
D471		Chronic myeloproliferative disease	
D473		Essential (hemorrhagic) thrombocythemia	
D479		Neoplasm of uncertain behavior of lymphoid, hematopoietic and related tissue, unspecified	

Appendix A
Comorbid conditions

D47Z1		Post-transplant lymphoproliferative disorder (PTLD)	
D47Z9		Other specified neoplasms of uncertain behavior of lymphoid, hematopoietic and related tissue	
D480		Neoplasm of uncertain behavior of bone and articular cartilage	
D481		Neoplasm of uncertain behavior of connective and other soft tissue	
D482		Neoplasm of uncertain behavior of peripheral nerves and autonomic nervous system	
D483		Neoplasm of uncertain behavior of retroperitoneum	
D484		Neoplasm of uncertain behavior of peritoneum	
D485		Neoplasm of uncertain behavior of skin	
D4860		Neoplasm of uncertain behavior of unspecified breast	
D4861		Neoplasm of uncertain behavior of right breast	
D4862		Neoplasm of uncertain behavior of left breast	
D487		Neoplasm of uncertain behavior of other specified sites	
D489		Neoplasm of uncertain behavior, unspecified	
D490		Neoplasm of unspecified behavior of digestive system	
D491		Neoplasm of unspecified behavior of respiratory system	
D492		Neoplasm of unspecified behavior of bone, soft tissue, and skin	
D493		Neoplasm of unspecified behavior of breast	
D494		Neoplasm of unspecified behavior of bladder	
D495		Neoplasm of unspecified behavior of other genitourinary organs	
D496		Neoplasm of unspecified behavior of brain	
D497		Neoplasm of unspecified behavior of endocrine glands and other parts of nervous system	
D4981		Neoplasm of unspecified behavior of retina and choroid	
D4989		Neoplasm of unspecified behavior of other specified sites	
D499		Neoplasm of unspecified behavior of unspecified site	
Q8500		Neurofibromatosis, unspecified	
Q8501		Neurofibromatosis, type 1	
Q8502		Neurofibromatosis, type 2	
Q8503		Schwannomatosis	
Q8509		Other neurofibromatosis	

Drug abuse or dependence (includes alcohol)

ICD10 Dx	ICD9 Dx	LongDeslCD10	LongDeslCD9
F1010	291	Alcohol abuse, uncomplicated	ALCOHOL-INDUCED MENTAL DISORDERS
F10120	2910	Alcohol abuse with intoxication, uncomplicated	ALCOHOL WITHDRAWAL DELIRIUM
F10121	2911	Alcohol abuse with intoxication delirium	ALCOHOL-INDUCED PERSISTING AMNESTIC DISORDER
F10129	2912	Alcohol abuse with intoxication, unspecified	ALCOHOL-INDUCED PERSISTING DEMENTIA
F1014	2913	Alcohol abuse with alcohol-induced mood disorder	ALCOHOL-INDUCED PSYCHOTIC DISORDER WITH HALLUCINATIONS
F10150	2914	Alcohol abuse with alcohol-induced psychotic disorder with delusions	IDIOSYNCRATIC ALCOHOL INTOXICATION
F10151	2915	Alcohol abuse with alcohol-induced psychotic disorder with hallucinations	ALCOHOL-INDUCED PSYCHOTIC DISORDER WITH DELUSIONS
F10159	2918	Alcohol abuse with alcohol-induced psychotic disorder, unspecified	OTHER SPECIFIED ALCOHOL-INDUCED MENTAL DISORDERS
F10180	29181	Alcohol abuse with alcohol-induced anxiety disorder	ALCOHOL WITHDRAWAL
F10181	29182	Alcohol abuse with alcohol-induced sexual dysfunction	ALCOHOL-INDUCED SLEEP DISORDERS
F10182	29189	Alcohol abuse with alcohol-induced sleep disorder	OTHER SPECIFIED ALCOHOL-INDUCED MENTAL DISORDERS
F10188	2919	Alcohol abuse with other alcohol-induced disorder	UNSPECIFIED ALCOHOL-INDUCED MENTAL DISORDERS
F1019	292	Alcohol abuse with unspecified alcohol-induced disorder	DRUG-INDUCED MENTAL DISORDERS
F1020	2920	Alcohol dependence, uncomplicated	DRUG WITHDRAWAL
F1021	2921	Alcohol dependence, in remission	DRUG-INDUCED PSYCHOTIC DISORDERS
F10220	29211	Alcohol dependence with intoxication, uncomplicated	DRUG-INDUCED PSYCHOTIC DISORDER WITH DELUSIONS
F10221	29212	Alcohol dependence with intoxication delirium	DRUG-INDUCED PSYCHOTIC DISORDER WITH HALLUCINATIONS
F10229	2922	Alcohol dependence with intoxication, unspecified	PATHOLOGICAL DRUG INTOXICATION

Appendix A
Comorbid conditions

F10230	2928	Alcohol dependence with withdrawal, uncomplicated	OTHER SPECIFIED DRUG-INDUCED MENTAL DISORDERS
F10231	29281	Alcohol dependence with withdrawal delirium	DRUG-INDUCED DELIRIUM
F10232	29282	Alcohol dependence with withdrawal with perceptual disturbance	DRUG-INDUCED PERSISTING DEMENTIA
F10239	29283	Alcohol dependence with withdrawal, unspecified	DRUG-INDUCED PERSISTING AMNESTIC DISORDER
F1024	29284	Alcohol dependence with alcohol-induced mood disorder	DRUG-INDUCED MOOD DISORDER
F10250	29285	Alcohol dependence with alcohol-induced psychotic disorder with delusions	DRUG-INDUCED SLEEP DISORDER
F10251	29289	Alcohol dependence with alcohol-induced psychotic disorder with hallucinations	OTHER SPECIFIED DRUG-INDUCED MENTAL DISORDERS
F10259	2929	Alcohol dependence with alcohol-induced psychotic disorder, unspecified	UNSPECIFIED DRUG-INDUCED MENTAL DISORDER
F1026	303	Alcohol dependence with alcohol-induced persisting amnesic disorder	ALCOHOL DEPENDENCE SYNDROME
F1027	3030	Alcohol dependence with alcohol-induced persisting dementia	ACUTE ALCOHOLIC INTOXICATION
F10280	30300	Alcohol dependence with alcohol-induced anxiety disorder	ACUTE ALCOHOLIC INTOXICATION IN ALCOHOLISM UNSPECIFIED DRINKING BEHAVIOR
F10281	30301	Alcohol dependence with alcohol-induced sexual dysfunction	ACUTE ALCOHOLIC INTOXICATION IN ALCOHOLISM CONTINUOUS DRINKING BEHAVIOR
F10282	30302	Alcohol dependence with alcohol-induced sleep disorder	ACUTE ALCOHOLIC INTOXICATION IN ALCOHOLISM EPISODIC DRINKING BEHAVIOR
F10288	30303	Alcohol dependence with other alcohol-induced disorder	ACUTE ALCOHOLIC INTOXICATION IN ALCOHOLISM IN REMISSION
F1029	3039	Alcohol dependence with unspecified alcohol-induced disorder	OTHER AND UNSPECIFIED ALCOHOL DEPENDENCE
F10920	30390	Alcohol use, unspecified with intoxication, uncomplicated	OTHER AND UNSPECIFIED ALCOHOL DEPENDENCE UNSPECIFIED DRINKING BEHAVIOR
F10921	30391	Alcohol use, unspecified with intoxication delirium	OTHER AND UNSPECIFIED ALCOHOL DEPENDENCE CONTINUOUS DRINKING BEHAVIOR
F10929	30392	Alcohol use, unspecified with intoxication, unspecified	OTHER AND UNSPECIFIED ALCOHOL DEPENDENCE EPISODIC DRINKING BEHAVIOR
F1094	30393	Alcohol use, unspecified with alcohol-induced mood disorder	OTHER AND UNSPECIFIED ALCOHOL DEPENDENCE IN REMISSION
F10950	304	Alcohol use, unspecified with alcohol-induced psychotic disorder with delusions	DRUG DEPENDENCE
F10951	3040	Alcohol use, unspecified with alcohol-induced psychotic disorder with hallucinations	OPIOID TYPE DEPENDENCE
F10959	30400	Alcohol use, unspecified with alcohol-induced psychotic disorder, unspecified	OPIOID TYPE DEPENDENCE UNSPECIFIED USE
F1096	30401	Alcohol use, unspecified with alcohol-induced persisting amnesic disorder	OPIOID TYPE DEPENDENCE CONTINUOUS USE
F1097	30402	Alcohol use, unspecified with alcohol-induced persisting dementia	OPIOID TYPE DEPENDENCE EPISODIC USE
F10980	30403	Alcohol use, unspecified with alcohol-induced anxiety disorder	OPIOID TYPE DEPENDENCE IN REMISSION
F10981	3041	Alcohol use, unspecified with alcohol-induced sexual dysfunction	SEDATIVE, HYPNOTIC OR ANXIOLYTIC DEPENDENCE
F10982	30410	Alcohol use, unspecified with alcohol-induced sleep disorder	SEDATIVE, HYPNOTIC OR ANXIOLYTIC DEPENDENCE UNSPECIFIED USE
F10988	30411	Alcohol use, unspecified with other alcohol-induced disorder	SEDATIVE, HYPNOTIC OR ANXIOLYTIC DEPENDENCE CONTINUOUS USE
F1099	30412	Alcohol use, unspecified with unspecified alcohol-induced disorder	SEDATIVE, HYPNOTIC OR ANXIOLYTIC DEPENDENCE EPISODIC USE
F1110	30413	Opioid abuse, uncomplicated	SEDATIVE, HYPNOTIC OR ANXIOLYTIC DEPENDENCE IN REMISSION
F11120	3042	Opioid abuse with intoxication, uncomplicated	COCAINE DEPENDENCE
F11121	30420	Opioid abuse with intoxication delirium	COCAINE DEPENDENCE UNSPECIFIED USE
F11122	30421	Opioid abuse with intoxication with perceptual disturbance	COCAINE DEPENDENCE CONTINUOUS USE
F11129	30422	Opioid abuse with intoxication, unspecified	COCAINE DEPENDENCE EPISODIC USE
F1114	30423	Opioid abuse with opioid-induced mood disorder	COCAINE DEPENDENCE IN REMISSION

Appendix A
Comorbid conditions

F11150	3043	Opioid abuse with opioid-induced psychotic disorder with delusions	CANNABIS DEPENDENCE
F11151	30430	Opioid abuse with opioid-induced psychotic disorder with hallucinations	CANNABIS DEPENDENCE UNSPECIFIED USE
F11159	30431	Opioid abuse with opioid-induced psychotic disorder, unspecified	CANNABIS DEPENDENCE CONTINUOUS USE
F11181	30432	Opioid abuse with opioid-induced sexual dysfunction	CANNABIS DEPENDENCE EPISODIC USE
F11182	30433	Opioid abuse with opioid-induced sleep disorder	CANNABIS DEPENDENCE IN REMISSION
F11188	3044	Opioid abuse with other opioid-induced disorder	AMPHETAMINE AND OTHER PSYCHOSTIMULANT DEPENDENCE
F1119	30440	Opioid abuse with unspecified opioid-induced disorder	AMPHETAMINE AND OTHER PSYCHOSTIMULANT DEPENDENCE UNSPECIFIED USE
F1120	30441	Opioid dependence, uncomplicated	AMPHETAMINE AND OTHER PSYCHOSTIMULANT DEPENDENCE CONTINUOUS USE
F1121	30442	Opioid dependence, in remission	AMPHETAMINE AND OTHER PSYCHOSTIMULANT DEPENDENCE EPISODIC USE
F11220	30443	Opioid dependence with intoxication, uncomplicated	AMPHETAMINE AND OTHER PSYCHOSTIMULANT DEPENDENCE IN REMISSION
F11221	3045	Opioid dependence with intoxication delirium	HALLUCINOGEN DEPENDENCE
F11222	30450	Opioid dependence with intoxication with perceptual disturbance	HALLUCINOGEN DEPENDENCE UNSPECIFIED USE
F11229	30451	Opioid dependence with intoxication, unspecified	HALLUCINOGEN DEPENDENCE CONTINUOUS USE
F1123	30452	Opioid dependence with withdrawal	HALLUCINOGEN DEPENDENCE EPISODIC USE
F1124	30453	Opioid dependence with opioid-induced mood disorder	HALLUCINOGEN DEPENDENCE IN REMISSION
F11250	3046	Opioid dependence with opioid-induced psychotic disorder with delusions	OTHER SPECIFIED DRUG DEPENDENCE
F11251	30460	Opioid dependence with opioid-induced psychotic disorder with hallucinations	OTHER SPECIFIED DRUG DEPENDENCE UNSPECIFIED USE
F11259	30461	Opioid dependence with opioid-induced psychotic disorder, unspecified	OTHER SPECIFIED DRUG DEPENDENCE CONTINUOUS USE
F11281	30462	Opioid dependence with opioid-induced sexual dysfunction	OTHER SPECIFIED DRUG DEPENDENCE EPISODIC USE
F11282	30463	Opioid dependence with opioid-induced sleep disorder	OTHER SPECIFIED DRUG DEPENDENCE IN REMISSION
F11288	3047	Opioid dependence with other opioid-induced disorder	COMBINATIONS OF OPIOID TYPE DRUG WITH ANY OTHER DRUG DEPENDENCE
F1129	30470	Opioid dependence with unspecified opioid-induced disorder	COMBINATIONS OF OPIOID TYPE DRUG WITH ANY OTHER DRUG DEPENDENCE UNSPECIFIED USE
F1190	30471	Opioid use, unspecified, uncomplicated	COMBINATIONS OF OPIOID TYPE DRUG WITH ANY OTHER DRUG DEPENDENCE CONTINUOUS USE
F11920	30472	Opioid use, unspecified with intoxication, uncomplicated	COMBINATIONS OF OPIOID TYPE DRUG WITH ANY OTHER DRUG DEPENDENCE EPISODIC USE
F11921	30473	Opioid use, unspecified with intoxication delirium	COMBINATIONS OF OPIOID TYPE DRUG WITH ANY OTHER DRUG DEPENDENCE IN REMISSION
F11922	3048	Opioid use, unspecified with intoxication with perceptual disturbance	COMBINATIONS OF DRUG DEPENDENCE EXCLUDING OPIOID TYPE DRUG
F11929	30480	Opioid use, unspecified with intoxication, unspecified	COMBINATIONS OF DRUG DEPENDENCE EXCLUDING OPIOID TYPE DRUG UNSPECIFIED USE
F1193	30481	Opioid use, unspecified with withdrawal	COMBINATIONS OF DRUG DEPENDENCE EXCLUDING OPIOID TYPE DRUG CONTINUOUS USE
F1194	30482	Opioid use, unspecified with opioid-induced mood disorder	COMBINATIONS OF DRUG DEPENDENCE EXCLUDING OPIOID TYPE DRUG EPISODIC USE
F11950	30483	Opioid use, unspecified with opioid-induced psychotic disorder with delusions	COMBINATIONS OF DRUG DEPENDENCE EXCLUDING OPIOID TYPE DRUG IN REMISSION
F11951	3049	Opioid use, unspecified with opioid-induced psychotic disorder with hallucinations	UNSPECIFIED DRUG DEPENDENCE
F11959	30490	Opioid use, unspecified with opioid-induced psychotic disorder, unspecified	UNSPECIFIED DRUG DEPENDENCE UNSPECIFIED USE
F11981	30491	Opioid use, unspecified with opioid-induced sexual dysfunction	UNSPECIFIED DRUG DEPENDENCE CONTINUOUS USE
F11982	30492	Opioid use, unspecified with opioid-induced sleep disorder	UNSPECIFIED DRUG DEPENDENCE EPISODIC USE
F11988	30493	Opioid use, unspecified with other opioid-induced disorder	UNSPECIFIED DRUG DEPENDENCE IN REMISSION
F1199	305	Opioid use, unspecified with unspecified opioid-induced disorder	NONDEPENDENT ABUSE OF DRUGS

Appendix A
Comorbid conditions

F1210	3050	Cannabis abuse, uncomplicated	NONDEPENDENT ALCOHOL ABUSE
F12120	30500	Cannabis abuse with intoxication, uncomplicated	NONDEPENDENT ALCOHOL ABUSE UNSPECIFIED DRINKING BEHAVIOR
F12121	30501	Cannabis abuse with intoxication delirium	NONDEPENDENT ALCOHOL ABUSE CONTINUOUS DRINKING BEHAVIOR
F12122	30502	Cannabis abuse with intoxication with perceptual disturbance	NONDEPENDENT ALCOHOL ABUSE EPISODIC DRINKING BEHAVIOR
F12129	30503	Cannabis abuse with intoxication, unspecified	NONDEPENDENT ALCOHOL ABUSE IN REMISSION
F12150	3051	Cannabis abuse with psychotic disorder with delusions	NONDEPENDENT TOBACCO USE DISORDER
F12151	3052	Cannabis abuse with psychotic disorder with hallucinations	NONDEPENDENT CANNABIS ABUSE
F12159	30520	Cannabis abuse with psychotic disorder, unspecified	NONDEPENDENT CANNABIS ABUSE UNSPECIFIED USE
F12180	30521	Cannabis abuse with cannabis-induced anxiety disorder	NONDEPENDENT CANNABIS ABUSE CONTINUOUS USE
F12188	30522	Cannabis abuse with other cannabis-induced disorder	NONDEPENDENT CANNABIS ABUSE EPISODIC USE
F1219	30523	Cannabis abuse with unspecified cannabis-induced disorder	NONDEPENDENT CANNABIS ABUSE IN REMISSION
F1220	3053	Cannabis dependence, uncomplicated	NONDEPENDENT HALLUCINOGEN ABUSE
F1221	30530	Cannabis dependence, in remission	NONDEPENDENT HALLUCINOGEN ABUSE UNSPECIFIED USE
F12220	30531	Cannabis dependence with intoxication, uncomplicated	NONDEPENDENT HALLUCINOGEN ABUSE CONTINUOUS USE
F12221	30532	Cannabis dependence with intoxication delirium	NONDEPENDENT HALLUCINOGEN ABUSE EPISODIC USE
F12222	30533	Cannabis dependence with intoxication with perceptual disturbance	NONDEPENDENT HALLUCINOGEN ABUSE IN REMISSION
F12229	3054	Cannabis dependence with intoxication, unspecified	NONDEPENDENT SEDATIVE, HYPNOTIC OR ANXIOLYTIC ABUSE
F12250	30540	Cannabis dependence with psychotic disorder with delusions	NONDEPENDENT SEDATIVE, HYPNOTIC OR ANXIOLYTIC ABUSE UNSPECIFIED USE
F12251	30541	Cannabis dependence with psychotic disorder with hallucinations	NONDEPENDENT SEDATIVE, HYPNOTIC OR ANXIOLYTIC ABUSE CONTINUOUS USE
F12259	30542	Cannabis dependence with psychotic disorder, unspecified	NONDEPENDENT SEDATIVE, HYPNOTIC OR ANXIOLYTIC ABUSE EPISODIC USE
F12280	30543	Cannabis dependence with cannabis-induced anxiety disorder	NONDEPENDENT SEDATIVE, HYPNOTIC OR ANXIOLYTIC ABUSE IN REMISSION
F12288	3055	Cannabis dependence with other cannabis-induced disorder	NONDEPENDENT OPIOID ABUSE
F1229	30550	Cannabis dependence with unspecified cannabis-induced disorder	NONDEPENDENT OPIOID ABUSE UNSPECIFIED USE
F1290	30551	Cannabis use, unspecified, uncomplicated	NONDEPENDENT OPIOID ABUSE CONTINUOUS USE
F12920	30552	Cannabis use, unspecified with intoxication, uncomplicated	NONDEPENDENT OPIOID ABUSE EPISODIC USE
F12921	30553	Cannabis use, unspecified with intoxication delirium	NONDEPENDENT OPIOID ABUSE IN REMISSION
F12922	3056	Cannabis use, unspecified with intoxication with perceptual disturbance	NONDEPENDENT COCAINE ABUSE
F12929	30560	Cannabis use, unspecified with intoxication, unspecified	NONDEPENDENT COCAINE ABUSE UNSPECIFIED USE
F12950	30561	Cannabis use, unspecified with psychotic disorder with delusions	NONDEPENDENT COCAINE ABUSE CONTINUOUS USE
F12951	30562	Cannabis use, unspecified with psychotic disorder with hallucinations	NONDEPENDENT COCAINE ABUSE EPISODIC USE
F12959	30563	Cannabis use, unspecified with psychotic disorder, unspecified	NONDEPENDENT COCAINE ABUSE IN REMISSION
F12980	3057	Cannabis use, unspecified with anxiety disorder	NONDEPENDENT AMPHETAMINE OR RELATED ACTING SYMPATHOMIMETIC ABUSE
F12988	30570	Cannabis use, unspecified with other cannabis-induced disorder	NONDEPENDENT AMPHETAMINE OR RELATED ACTING SYMPATHOMIMETIC ABUSE UNSPECIFIED USE
F1299	30571	Cannabis use, unspecified with unspecified cannabis-induced disorder	NONDEPENDENT AMPHETAMINE OR RELATED ACTING SYMPATHOMIMETIC ABUSE CONTINUOUS USE
F1310	30572	Sedative, hypnotic or anxiolytic abuse, uncomplicated	NONDEPENDENT AMPHETAMINE OR RELATED ACTING SYMPATHOMIMETIC ABUSE EPISODIC USE
F13120	30573	Sedative, hypnotic or anxiolytic abuse with intoxication, uncomplicated	NONDEPENDENT AMPHETAMINE OR RELATED ACTING SYMPATHOMIMETIC ABUSE IN REMISSION
F13121	3058	Sedative, hypnotic or anxiolytic abuse with intoxication delirium	NONDEPENDENT ANTIDEPRESSANT TYPE ABUSE
F13129	30580	Sedative, hypnotic or anxiolytic abuse with intoxication, unspecified	NONDEPENDENT ANTIDEPRESSANT TYPE ABUSE UNSPECIFIED USE

Appendix A
Comorbid conditions

F1314	30581	Sedative, hypnotic or anxiolytic abuse with sedative, hypnotic or anxiolytic-induced mood disorder	NONDEPENDENT ANTIDEPRESSANT TYPE ABUSE CONTINUOUS USE
F13150	30582	Sedative, hypnotic or anxiolytic abuse with sedative, hypnotic or anxiolytic-induced psychotic disorder with delusions	NONDEPENDENT ANTIDEPRESSANT TYPE ABUSE EPISODIC USE
F13151	30583	Sedative, hypnotic or anxiolytic abuse with sedative, hypnotic or anxiolytic-induced psychotic disorder with hallucinations	NONDEPENDENT ANTIDEPRESSANT TYPE ABUSE IN REMISSION
F13159	3059	Sedative, hypnotic or anxiolytic abuse with sedative, hypnotic or anxiolytic-induced psychotic disorder, unspecified	NONDEPENDENT OTHER MIXED OR UNSPECIFIED DRUG ABUSE
F13180	30590	Sedative, hypnotic or anxiolytic abuse with sedative, hypnotic or anxiolytic-induced anxiety disorder	OTHER MIXED OR UNSPECIFIED DRUG ABUSE UNSPECIFIED USE
F13181	30591	Sedative, hypnotic or anxiolytic abuse with sedative, hypnotic or anxiolytic-induced sexual dysfunction	NONDEPENDENT OTHER MIXED OR UNSPECIFIED DRUG ABUSE CONTINUOUS USE
F13182	30592	Sedative, hypnotic or anxiolytic abuse with sedative, hypnotic or anxiolytic-induced sleep disorder	NONDEPENDENT OTHER MIXED OR UNSPECIFIED DRUG ABUSE EPISODIC USE
F13188	30593	Sedative, hypnotic or anxiolytic abuse with other sedative, hypnotic or anxiolytic-induced disorder	NONDEPENDENT OTHER MIXED OR UNSPECIFIED DRUG ABUSE IN REMISSION
F13.19		Sedative, hypnotic or anxiolytic abuse with unspecified sedative, hypnotic or anxiolytic-induced disorder	
F13.20		Sedative, hypnotic or anxiolytic dependence, uncomplicated	
F13.21		Sedative, hypnotic or anxiolytic dependence, in remission	
F13.220		Sedative, hypnotic or anxiolytic dependence with intoxication, uncomplicated	
F13.221		Sedative, hypnotic or anxiolytic dependence with intoxication delirium	
F13.229		Sedative, hypnotic or anxiolytic dependence with intoxication, unspecified	
F13.230		Sedative, hypnotic or anxiolytic dependence with withdrawal, uncomplicated	
F13.231		Sedative, hypnotic or anxiolytic dependence with withdrawal delirium	
F13.232		Sedative, hypnotic or anxiolytic dependence with withdrawal with perceptual disturbance	
F13.239		Sedative, hypnotic or anxiolytic dependence with withdrawal, unspecified	
F13.24		Sedative, hypnotic or anxiolytic dependence with sedative, hypnotic or anxiolytic-induced mood disorder	
F13.250		Sedative, hypnotic or anxiolytic dependence with sedative, hypnotic or anxiolytic-induced psychotic disorder with delusions	
F13.251		Sedative, hypnotic or anxiolytic dependence with sedative, hypnotic or anxiolytic-induced psychotic disorder with hallucinations	
F13.259		Sedative, hypnotic or anxiolytic dependence with sedative, hypnotic or anxiolytic-induced psychotic disorder, unspecified	
F13.26		Sedative, hypnotic or anxiolytic dependence with sedative, hypnotic or anxiolytic-induced persisting amnesic disorder	
F13.27		Sedative, hypnotic or anxiolytic dependence with sedative, hypnotic or anxiolytic-induced persisting dementia	
F13.280		Sedative, hypnotic or anxiolytic dependence with sedative, hypnotic or anxiolytic-induced anxiety disorder	
F13.281		Sedative, hypnotic or anxiolytic dependence with sedative, hypnotic or anxiolytic-induced sexual dysfunction	
F13.282		Sedative, hypnotic or anxiolytic dependence with sedative, hypnotic or anxiolytic-induced sleep disorder	

Appendix A
Comorbid conditions

F13.288		Sedative, hypnotic or anxiolytic dependence with other sedative, hypnotic or anxiolytic-induced disorder	
F13.29		Sedative, hypnotic or anxiolytic dependence with unspecified sedative, hypnotic or anxiolytic-induced disorder	
F13.90		Sedative, hypnotic, or anxiolytic use, unspecified, uncomplicated	
F13.920		Sedative, hypnotic or anxiolytic use, unspecified with intoxication, uncomplicated	
F13.921		Sedative, hypnotic or anxiolytic use, unspecified with intoxication delirium	
F13.929		Sedative, hypnotic or anxiolytic use, unspecified with intoxication, unspecified	
F13.930		Sedative, hypnotic or anxiolytic use, unspecified with withdrawal, uncomplicated	
F13.931		Sedative, hypnotic or anxiolytic use, unspecified with withdrawal delirium	
F13.932		Sedative, hypnotic or anxiolytic use, unspecified with withdrawal with perceptual disturbances	
F13.939		Sedative, hypnotic or anxiolytic use, unspecified with withdrawal, unspecified	
F13.94		Sedative, hypnotic or anxiolytic use, unspecified with sedative, hypnotic or anxiolytic-induced mood disorder	
F13.950		Sedative, hypnotic or anxiolytic use, unspecified with sedative, hypnotic or anxiolytic-induced psychotic disorder with delusions	
F13.951		Sedative, hypnotic or anxiolytic use, unspecified with sedative, hypnotic or anxiolytic-induced psychotic disorder with hallucinations	
F13.959		Sedative, hypnotic or anxiolytic use, unspecified with sedative, hypnotic or anxiolytic-induced psychotic disorder, unspecified	
F13.96		Sedative, hypnotic or anxiolytic use, unspecified with sedative, hypnotic or anxiolytic-induced persisting amnesic disorder	
F13.97		Sedative, hypnotic or anxiolytic use, unspecified with sedative, hypnotic or anxiolytic-induced persisting dementia	
F13.980		Sedative, hypnotic or anxiolytic use, unspecified with sedative, hypnotic or anxiolytic-induced anxiety disorder	
F13.981		Sedative, hypnotic or anxiolytic use, unspecified with sedative, hypnotic or anxiolytic-induced sexual dysfunction	
F13.982		Sedative, hypnotic or anxiolytic use, unspecified with sedative, hypnotic or anxiolytic-induced sleep disorder	
F13.988		Sedative, hypnotic or anxiolytic use, unspecified with other sedative, hypnotic or anxiolytic-induced disorder	
F13.99		Sedative, hypnotic or anxiolytic use, unspecified with unspecified sedative, hypnotic or anxiolytic-induced disorder	
F14.10		Cocaine abuse, uncomplicated	
F14.120		Cocaine abuse with intoxication, uncomplicated	
F14.121		Cocaine abuse with intoxication with delirium	
F14.122		Cocaine abuse with intoxication with perceptual disturbance	
F14.129		Cocaine abuse with intoxication, unspecified	
F14.14		Cocaine abuse with cocaine-induced mood disorder	
F14.150		Cocaine abuse with cocaine-induced psychotic disorder with delusions	
F14.151		Cocaine abuse with cocaine-induced psychotic disorder with hallucinations	
F14.159		Cocaine abuse with cocaine-induced psychotic disorder, unspecified	

Appendix A
Comorbid conditions

F14.180		Cocaine abuse with cocaine-induced anxiety disorder	
F14.181		Cocaine abuse with cocaine-induced sexual dysfunction	
F14.182		Cocaine abuse with cocaine-induced sleep disorder	
F14.188		Cocaine abuse with other cocaine-induced disorder	
F14.19		Cocaine abuse with unspecified cocaine-induced disorder	
F14.20		Cocaine dependence, uncomplicated	
F14.21		Cocaine dependence, in remission	
F14.220		Cocaine dependence with intoxication, uncomplicated	
F14.221		Cocaine dependence with intoxication delirium	
F14.222		Cocaine dependence with intoxication with perceptual disturbance	
F14.229		Cocaine dependence with intoxication, unspecified	
F14.23		Cocaine dependence with withdrawal	
F14.24		Cocaine dependence with cocaine-induced mood disorder	
F14.250		Cocaine dependence with cocaine-induced psychotic disorder with delusions	
F14.251		Cocaine dependence with cocaine-induced psychotic disorder with hallucinations	
F14.259		Cocaine dependence with cocaine-induced psychotic disorder, unspecified	
F14.280		Cocaine dependence with cocaine-induced anxiety disorder	
F14.281		Cocaine dependence with cocaine-induced sexual dysfunction	
F14.282		Cocaine dependence with cocaine-induced sleep disorder	
F14.288		Cocaine dependence with other cocaine-induced disorder	
F14.29		Cocaine dependence with unspecified cocaine-induced disorder	
F14.90		Cocaine use, unspecified, uncomplicated	
F14.920		Cocaine use, unspecified with intoxication, uncomplicated	
F14.921		Cocaine use, unspecified with intoxication delirium	
F14.922		Cocaine use, unspecified with intoxication with perceptual disturbance	
F14.929		Cocaine use, unspecified with intoxication, unspecified	
F14.94		Cocaine use, unspecified with cocaine-induced mood disorder	
F14.950		Cocaine use, unspecified with cocaine-induced psychotic disorder with delusions	
F14.951		Cocaine use, unspecified with cocaine-induced psychotic disorder with hallucinations	
F14.959		Cocaine use, unspecified with cocaine-induced psychotic disorder, unspecified	
F14.980		Cocaine use, unspecified with cocaine-induced anxiety disorder	
F14.981		Cocaine use, unspecified with cocaine-induced sexual dysfunction	
F14.982		Cocaine use, unspecified with cocaine-induced sleep disorder	
F14.988		Cocaine use, unspecified with other cocaine-induced disorder	
F14.99		Cocaine use, unspecified with unspecified cocaine-induced disorder	
F15.10		Other stimulant abuse, uncomplicated	
F15.120		Other stimulant abuse with intoxication, uncomplicated	
F15.121		Other stimulant abuse with intoxication delirium	
F15.122		Other stimulant abuse with intoxication with perceptual disturbance	
F15.129		Other stimulant abuse with intoxication, unspecified	
F15.14		Other stimulant abuse with stimulant-induced mood disorder	
F15.150		Other stimulant abuse with stimulant-induced psychotic disorder with delusions	

Appendix A
Comorbid conditions

F15.151		Other stimulant abuse with stimulant-induced psychotic disorder with hallucinations	
F15.159		Other stimulant abuse with stimulant-induced psychotic disorder, unspecified	
F15.180		Other stimulant abuse with stimulant-induced anxiety disorder	
F15.181		Other stimulant abuse with stimulant-induced sexual dysfunction	
F15.182		Other stimulant abuse with stimulant-induced sleep disorder	
F15.188		Other stimulant abuse with other stimulant-induced disorder	
F15.19		Other stimulant abuse with unspecified stimulant-induced disorder	
F15.20		Other stimulant dependence, uncomplicated	
F15.21		Other stimulant dependence, in remission	
F15.220		Other stimulant dependence with intoxication, uncomplicated	
F15.221		Other stimulant dependence with intoxication delirium	
F15.222		Other stimulant dependence with intoxication with perceptual disturbance	
F15.229		Other stimulant dependence with intoxication, unspecified	
F15.23		Other stimulant dependence with withdrawal	
F15.24		Other stimulant dependence with stimulant-induced mood disorder	
F15.250		Other stimulant dependence with stimulant-induced psychotic disorder with delusions	
F15.251		Other stimulant dependence with stimulant-induced psychotic disorder with hallucinations	
F15.259		Other stimulant dependence with stimulant-induced psychotic disorder, unspecified	
F15.280		Other stimulant dependence with stimulant-induced anxiety disorder	
F15.281		Other stimulant dependence with stimulant-induced sexual dysfunction	
F15.282		Other stimulant dependence with stimulant-induced sleep disorder	
F15.288		Other stimulant dependence with other stimulant-induced disorder	
F15.29		Other stimulant dependence with unspecified stimulant-induced disorder	
F15.90		Other stimulant use, unspecified, uncomplicated	
F15.920		Other stimulant use, unspecified with intoxication, uncomplicated	
F15.921		Other stimulant use, unspecified with intoxication delirium	
F15.922		Other stimulant use, unspecified with intoxication with perceptual disturbance	
F15.929		Other stimulant use, unspecified with intoxication, unspecified	
F15.93		Other stimulant use, unspecified with withdrawal	
F15.94		Other stimulant use, unspecified with stimulant-induced mood disorder	
F15.950		Other stimulant use, unspecified with stimulant-induced psychotic disorder with delusions	
F15.951		Other stimulant use, unspecified with stimulant-induced psychotic disorder with hallucinations	
F15.959		Other stimulant use, unspecified with stimulant-induced psychotic disorder, unspecified	
F15.980		Other stimulant use, unspecified with stimulant-induced anxiety disorder	
F15.981		Other stimulant use, unspecified with stimulant-induced sexual dysfunction	

Appendix A
Comorbid conditions

F15.982		Other stimulant use, unspecified with stimulant-induced sleep disorder	
F15.988		Other stimulant use, unspecified with other stimulant-induced disorder	
F15.99		Other stimulant use, unspecified with unspecified stimulant-induced disorder	
F16.10		Hallucinogen abuse, uncomplicated	
F16.120		Hallucinogen abuse with intoxication, uncomplicated	
F16.121		Hallucinogen abuse with intoxication with delirium	
F16.122		Hallucinogen abuse with intoxication with perceptual disturbance	
F16.129		Hallucinogen abuse with intoxication, unspecified	
F16.14		Hallucinogen abuse with hallucinogen-induced mood disorder	
F16.150		Hallucinogen abuse with hallucinogen-induced psychotic disorder with delusions	
F16.151		Hallucinogen abuse with hallucinogen-induced psychotic disorder with hallucinations	
F16.159		Hallucinogen abuse with hallucinogen-induced psychotic disorder, unspecified	
F16.180		Hallucinogen abuse with hallucinogen-induced anxiety disorder	
F16.183		Hallucinogen abuse with hallucinogen persisting perception disorder (flashbacks)	
F16.188		Hallucinogen abuse with other hallucinogen-induced disorder	
F16.19		Hallucinogen abuse with unspecified hallucinogen-induced disorder	
F16.20		Hallucinogen dependence, uncomplicated	
F16.21		Hallucinogen dependence, in remission	
F16.220		Hallucinogen dependence with intoxication, uncomplicated	
F16.221		Hallucinogen dependence with intoxication with delirium	
F16.229		Hallucinogen dependence with intoxication, unspecified	
F16.24		Hallucinogen dependence with hallucinogen-induced mood disorder	
F16.250		Hallucinogen dependence with hallucinogen-induced psychotic disorder with delusions	
F16.251		Hallucinogen dependence with hallucinogen-induced psychotic disorder with hallucinations	
F16.259		Hallucinogen dependence with hallucinogen-induced psychotic disorder, unspecified	
F16.280		Hallucinogen dependence with hallucinogen-induced anxiety disorder	
F16.283		Hallucinogen dependence with hallucinogen persisting perception disorder (flashbacks)	
F16.288		Hallucinogen dependence with other hallucinogen-induced disorder	
F16.29		Hallucinogen dependence with unspecified hallucinogen-induced disorder	
F16.90		Hallucinogen use, unspecified, uncomplicated	
F16.920		Hallucinogen use, unspecified with intoxication, uncomplicated	
F16.921		Hallucinogen use, unspecified with intoxication with delirium	
F16.929		Hallucinogen use, unspecified with intoxication, unspecified	
F16.94		Hallucinogen use, unspecified with hallucinogen-induced mood disorder	
F16.950		Hallucinogen use, unspecified with hallucinogen-induced psychotic disorder with delusions	
F16.951		Hallucinogen use, unspecified with hallucinogen-induced psychotic disorder with hallucinations	

Appendix A
Comorbid conditions

F16.959		Hallucinogen use, unspecified with hallucinogen-induced psychotic disorder, unspecified	
F16.980		Hallucinogen use, unspecified with hallucinogen-induced anxiety disorder	
F16.983		Hallucinogen use, unspecified with hallucinogen persisting perception disorder (flashbacks)	
F16.988		Hallucinogen use, unspecified with other hallucinogen-induced disorder	
F16.99		Hallucinogen use, unspecified with unspecified hallucinogen-induced disorder	
F17.200		Nicotine dependence, unspecified, uncomplicated	
F17.201		Nicotine dependence, unspecified, in remission	
F17.203		Nicotine dependence unspecified, with withdrawal	
F17.208		Nicotine dependence, unspecified, with other nicotine-induced disorders	
F17.209		Nicotine dependence, unspecified, with unspecified nicotine-induced disorders	
F17.210		Nicotine dependence, cigarettes, uncomplicated	
F17.211		Nicotine dependence, cigarettes, in remission	
F17.213		Nicotine dependence, cigarettes, with withdrawal	
F17.218		Nicotine dependence, cigarettes, with other nicotine-induced disorders	
F17.219		Nicotine dependence, cigarettes, with unspecified nicotine-induced disorders	
F17.220		Nicotine dependence, chewing tobacco, uncomplicated	
F17.221		Nicotine dependence, chewing tobacco, in remission	
F17.223		Nicotine dependence, chewing tobacco, with withdrawal	
F17.228		Nicotine dependence, chewing tobacco, with other nicotine-induced disorders	
F17.229		Nicotine dependence, chewing tobacco, with unspecified nicotine-induced disorders	
F17.290		Nicotine dependence, other tobacco product, uncomplicated	
F17.291		Nicotine dependence, other tobacco product, in remission	
F17.293		Nicotine dependence, other tobacco product, with withdrawal	
F17.298		Nicotine dependence, other tobacco product, with other nicotine-induced disorders	
F17.299		Nicotine dependence, other tobacco product, with unspecified nicotine-induced disorders	
F18.10		Inhalant abuse, uncomplicated	
F18.120		Inhalant abuse with intoxication, uncomplicated	
F18.121		Inhalant abuse with intoxication delirium	
F18.129		Inhalant abuse with intoxication, unspecified	
F18.14		Inhalant abuse with inhalant-induced mood disorder	
F18.150		Inhalant abuse with inhalant-induced psychotic disorder with delusions	
F18.151		Inhalant abuse with inhalant-induced psychotic disorder with hallucinations	
F18.159		Inhalant abuse with inhalant-induced psychotic disorder, unspecified	
F18.17		Inhalant abuse with inhalant-induced dementia	
F18.180		Inhalant abuse with inhalant-induced anxiety disorder	
F18.188		Inhalant abuse with other inhalant-induced disorder	
F18.19		Inhalant abuse with unspecified inhalant-induced disorder	
F18.20		Inhalant dependence, uncomplicated	
F18.21		Inhalant dependence, in remission	
F18.220		Inhalant dependence with intoxication, uncomplicated	
F18.221		Inhalant dependence with intoxication delirium	
F18.229		Inhalant dependence with intoxication, unspecified	
F18.24		Inhalant dependence with inhalant-induced mood disorder	

Appendix A
Comorbid conditions

F18.250		Inhalant dependence with inhalant-induced psychotic disorder with delusions	
F18.251		Inhalant dependence with inhalant-induced psychotic disorder with hallucinations	
F18.259		Inhalant dependence with inhalant-induced psychotic disorder, unspecified	
F18.27		Inhalant dependence with inhalant-induced dementia	
F18.280		Inhalant dependence with inhalant-induced anxiety disorder	
F18.288		Inhalant dependence with other inhalant-induced disorder	
F18.29		Inhalant dependence with unspecified inhalant-induced disorder	
F18.90		Inhalant use, unspecified, uncomplicated	
F18.920		Inhalant use, unspecified with intoxication, uncomplicated	
F18.921		Inhalant use, unspecified with intoxication with delirium	
F18.929		Inhalant use, unspecified with intoxication, unspecified	
F18.94		Inhalant use, unspecified with inhalant-induced mood disorder	
F18.950		Inhalant use, unspecified with inhalant-induced psychotic disorder with delusions	
F18.951		Inhalant use, unspecified with inhalant-induced psychotic disorder with hallucinations	
F18.959		Inhalant use, unspecified with inhalant-induced psychotic disorder, unspecified	
F18.97		Inhalant use, unspecified with inhalant-induced persisting dementia	
F18.980		Inhalant use, unspecified with inhalant-induced anxiety disorder	
F18.988		Inhalant use, unspecified with other inhalant-induced disorder	
F18.99		Inhalant use, unspecified with unspecified inhalant-induced disorder	
F19.10		Other psychoactive substance abuse, uncomplicated	
F19.120		Other psychoactive substance abuse with intoxication, uncomplicated	
F19.121		Other psychoactive substance abuse with intoxication delirium	
F19.122		Other psychoactive substance abuse with intoxication with perceptual disturbances	
F19.129		Other psychoactive substance abuse with intoxication, unspecified	
F19.14		Other psychoactive substance abuse with psychoactive substance-induced mood disorder	
F19.150		Other psychoactive substance abuse with psychoactive substance-induced psychotic disorder with delusions	
F19.151		Other psychoactive substance abuse with psychoactive substance-induced psychotic disorder with hallucinations	
F19.159		Other psychoactive substance abuse with psychoactive substance-induced psychotic disorder, unspecified	
F19.16		Other psychoactive substance abuse with psychoactive substance-induced persisting amnesic disorder	
F19.17		Other psychoactive substance abuse with psychoactive substance-induced persisting dementia	
F19.180		Other psychoactive substance abuse with psychoactive substance-induced anxiety disorder	
F19.181		Other psychoactive substance abuse with psychoactive substance-induced sexual dysfunction	
F19.182		Other psychoactive substance abuse with psychoactive substance-induced sleep disorder	
F19.188		Other psychoactive substance abuse with other psychoactive substance-induced disorder	

Appendix A
Comorbid conditions

F19.19		Other psychoactive substance abuse with unspecified psychoactive substance-induced disorder	
F19.20		Other psychoactive substance dependence, uncomplicated	
F19.21		Other psychoactive substance dependence, in remission	
F19.220		Other psychoactive substance dependence with intoxication, uncomplicated	
F19.221		Other psychoactive substance dependence with intoxication delirium	
F19.222		Other psychoactive substance dependence with intoxication with perceptual disturbance	
F19.229		Other psychoactive substance dependence with intoxication, unspecified	
F19.230		Other psychoactive substance dependence with withdrawal, uncomplicated	
F19.231		Other psychoactive substance dependence with withdrawal delirium	
F19.232		Other psychoactive substance dependence with withdrawal with perceptual disturbance	
F19.239		Other psychoactive substance dependence with withdrawal, unspecified	
F19.24		Other psychoactive substance dependence with psychoactive substance-induced mood disorder	
F19.250		Other psychoactive substance dependence with psychoactive substance-induced psychotic disorder with delusions	
F19.251		Other psychoactive substance dependence with psychoactive substance-induced psychotic disorder with hallucinations	
F19.259		Other psychoactive substance dependence with psychoactive substance-induced psychotic disorder, unspecified	
F19.26		Other psychoactive substance dependence with psychoactive substance-induced persisting amnesic disorder	
F19.27		Other psychoactive substance dependence with psychoactive substance-induced persisting dementia	
F19.280		Other psychoactive substance dependence with psychoactive substance-induced anxiety disorder	
F19.281		Other psychoactive substance dependence with psychoactive substance-induced sexual dysfunction	
F19.282		Other psychoactive substance dependence with psychoactive substance-induced sleep disorder	
F19.288		Other psychoactive substance dependence with other psychoactive substance-induced disorder	
F19.29		Other psychoactive substance dependence with unspecified psychoactive substance-induced disorder	
F19.90		Other psychoactive substance use, unspecified, uncomplicated	
F19.920		Other psychoactive substance use, unspecified with intoxication, uncomplicated	
F19.921		Other psychoactive substance use, unspecified with intoxication with delirium	
F19.922		Other psychoactive substance use, unspecified with intoxication with perceptual disturbance	
F19.929		Other psychoactive substance use, unspecified with intoxication, unspecified	
F19.930		Other psychoactive substance use, unspecified with withdrawal, uncomplicated	
F19.931		Other psychoactive substance use, unspecified with withdrawal delirium	
F19.932		Other psychoactive substance use, unspecified with withdrawal with perceptual disturbance	

Appendix A
Comorbid conditions

F19.939		Other psychoactive substance use, unspecified with withdrawal, unspecified	
F19.94		Other psychoactive substance use, unspecified with psychoactive substance-induced mood disorder	
F19.950		Other psychoactive substance use, unspecified with psychoactive substance-induced psychotic disorder with delusions	
F19.951		Other psychoactive substance use, unspecified with psychoactive substance-induced psychotic disorder with hallucinations	
F19.959		Other psychoactive substance use, unspecified with psychoactive substance-induced psychotic disorder, unspecified	
F19.96		Other psychoactive substance use, unspecified with psychoactive substance-induced persisting amnesic disorder	
F19.97		Other psychoactive substance use, unspecified with psychoactive substance-induced persisting dementia	
F19.980		Other psychoactive substance use, unspecified with psychoactive substance-induced anxiety disorder	
F19.981		Other psychoactive substance use, unspecified with psychoactive substance-induced sexual dysfunction	
F19.982		Other psychoactive substance use, unspecified with psychoactive substance-induced sleep disorder	
F19.988		Other psychoactive substance use, unspecified with other psychoactive substance-induced disorder	
F19.99		Other psychoactive substance use, unspecified with unspecified psychoactive substance-induced disorder	
F55.0		Abuse of antacids	
F55.1		Abuse of herbal or folk remedies	
F55.2		Abuse of laxatives	
F55.3		Abuse of steroids or hormones	
F55.4		Abuse of vitamins	
F55.8		Abuse of other non-psychoactive substances	

Venous thromboembolism

ICD10 Dx	ICD9 Dx	LongDeslCD10	LongDeslCD9
I2601	4151	Septic pulmonary embolism with acute cor pulmonale	PULMONARY EMBOLISM AND INFARCTION
I2602	41511	Saddle embolus of pulmonary artery with acute cor pulmonale	IATROGENIC PULMONARY EMBOLISM AND INFARCTION
I2609	41512	Other pulmonary embolism with acute cor pulmonale	SEPTIC PULMONARY EMBOLISM
I2690	41513	Septic pulmonary embolism without acute cor pulmonale	SADDLE EMBOLUS OF PULMONARY ARTERY
I2692	41519	Saddle embolus of pulmonary artery without acute cor pulmonale	OTHER PULMONARY EMBOLISM AND INFARCTION
I2699	4511	Other pulmonary embolism without acute cor pulmonale	PHLEBITIS AND THROMBOPHLEBITIS OF DEEP VEINS OF LOWER EXTREMITIES
I8010	45111	Phlebitis and thrombophlebitis of unspecified femoral vein	PHLEBITIS AND THROMBOPHLEBITIS OF FEMORAL VEIN (DEEP) (SUPERFICIAL)
I8011	45119	Phlebitis and thrombophlebitis of right femoral vein	PHLEBITIS AND THROMBOPHLEBITIS OF OTHER
I8012	4512	Phlebitis and thrombophlebitis of left femoral vein	PHLEBITIS AND THROMBOPHLEBITIS OF LOWER EXTREMITIES UNSPECIFIED
I8013	4518	Phlebitis and thrombophlebitis of femoral vein, bilateral	PHLEBITIS AND THROMBOPHLEBITIS OF OTHER SITES
I80201	45181	Phlebitis and thrombophlebitis of unspecified deep vessels of right lower extremity	PHLEBITIS AND THROMBOPHLEBITIS OF ILIAC VEIN
I80202	45182	Phlebitis and thrombophlebitis of unspecified deep vessels of left lower extremity	PHLEBITIS AND THROMBOPHLEBITIS OF SUPERFICIAL VEINS OF UPPER EXTREMITIES
I80203	45183	Phlebitis and thrombophlebitis of unspecified deep vessels of lower extremities, bilateral	PHLEBITIS AND THROMBOPHLEBITIS OF DEEP VEINS OF UPPER EXTREMITIES
I80209	45184	Phlebitis and thrombophlebitis of unspecified deep vessels of unspecified lower extremity	PHLEBITIS AND THROMBOPHLEBITIS OF UPPER EXTREMITIES UNSPECIFIED
I80211	45189	Phlebitis and thrombophlebitis of right iliac vein	PHLEBITIS AND THROMBOPHLEBITIS OF OTHER SITES
I80212	4519	Phlebitis and thrombophlebitis of left iliac vein	PHLEBITIS AND THROMBOPHLEBITIS OF UNSPECIFIED SITE

Appendix A
Comorbid conditions

I80213	4530	Phlebitis and thrombophlebitis of iliac vein, bilateral	BUDD-CHIARI SYNDROME
I80219	4531	Phlebitis and thrombophlebitis of unspecified iliac vein	THROMBOPHLEBITIS MIGRANS
I80221	4532	Phlebitis and thrombophlebitis of right popliteal vein	EMBOLISM AND THROMBOSIS OF INFERIOR VENA CAVA
I80222	4533	Phlebitis and thrombophlebitis of left popliteal vein	EMBOLISM AND THROMBOSIS OF RENAL VEIN
I80223	4534	Phlebitis and thrombophlebitis of popliteal vein, bilateral	ACUTE VENOUS EMBOLISM AND THROMBOSIS OF DEEP VESSELS OF LOWER EXTREMITY
I80229	45340	Phlebitis and thrombophlebitis of unspecified popliteal vein	ACUTE VENOUS EMBOLISM AND THROMBOSIS OF UNSPECIFIED DEEP VESSELS OF LOWER EXTREMITY
I80231	45341	Phlebitis and thrombophlebitis of right tibial vein	ACUTE VENOUS EMBOLISM AND THROMBOSIS OF DEEP VESSELS OF PROXIMAL LOWER EXTREMITY
I80232	45342	Phlebitis and thrombophlebitis of left tibial vein	ACUTE VENOUS EMBOLISM AND THROMBOSIS OF DEEP VESSELS OF DISTAL LOWER EXTREMITY
I80233	4538	Phlebitis and thrombophlebitis of tibial vein, bilateral	ACUTE VENOUS EMBOLISM AND THROMBOSIS OF OTHER SPECIFIED VEINS
I80239	45381	Phlebitis and thrombophlebitis of unspecified tibial vein	ACUTE VENOUS EMBOLISM AND THROMBOSIS OF SUPERFICIAL VEINS OF UPPER EXTREMITY
I80291	45382	Phlebitis and thrombophlebitis of other deep vessels of right lower extremity	ACUTE VENOUS EMBOLISM AND THROMBOSIS OF DEEP VEINS OF UPPER EXTREMITY
I80292	45383	Phlebitis and thrombophlebitis of other deep vessels of left lower extremity	ACUTE VENOUS EMBOLISM AND THROMBOSIS OF UPPER EXTREMITY UNSPECIFIED
I80293	45384	Phlebitis and thrombophlebitis of other deep vessels of lower extremity, bilateral	ACUTE VENOUS EMBOLISM AND THROMBOSIS OF AXILLARY VEINS
I80299	45385	Phlebitis and thrombophlebitis of other deep vessels of unspecified lower extremity	ACUTE VENOUS EMBOLISM AND THROMBOSIS OF SUBCLAVIAN VEINS
I803	45386	Phlebitis and thrombophlebitis of lower extremities, unspecified	ACUTE VENOUS EMBOLISM AND THROMBOSIS OF INTERNAL JUGULAR VEINS
I808	45387	Phlebitis and thrombophlebitis of other sites	ACUTE VENOUS EMBOLISM AND THROMBOSIS OF OTHER THORACIC VEINS
I809	45389	Phlebitis and thrombophlebitis of unspecified site	ACUTE VENOUS EMBOLISM AND THROMBOSIS OF OTHER SPECIFIED VEINS
I820	4539	Budd	EMBOLISM AND THROMBOSIS OF UNSPECIFIED SITE
I821	6713	Thrombophlebitis migrans	DEEP PHLEBOTHROMBOSIS ANTEPARTUM
I82210	67130	Acute embolism and thrombosis of superior vena cava	DEEP PHLEBOTHROMBOSIS ANTEPARTUM UNSPECIFIED AS TO EPISODE OF CARE
I82220	67131	Acute embolism and thrombosis of inferior vena cava	DEEP PHLEBOTHROMBOSIS ANTEPARTUM WITH DELIVERY
I82290	67133	Acute embolism and thrombosis of other thoracic veins	DEEP PHLEBOTHROMBOSIS ANTEPARTUM
I823	6714	Embolism and thrombosis of renal vein	DEEP PHLEBOTHROMBOSIS POSTPARTUM
I82401	67140	Acute embolism and thrombosis of unspecified deep veins of right lower extremity	DEEP PHLEBOTHROMBOSIS POSTPARTUM UNSPECIFIED AS TO EPISODE OF CARE
I82402	67142	Acute embolism and thrombosis of unspecified deep veins of left lower extremity	DEEP PHLEBOTHROMBOSIS POSTPARTUM WITH DELIVERY
I82403	67144	Acute embolism and thrombosis of unspecified deep veins of lower extremity, bilateral	DEEP PHLEBOTHROMBOSIS POSTPARTUM
I82409	6715	Acute embolism and thrombosis of unspecified deep veins of unspecified lower extremity	OTHER PHLEBITIS AND THROMBOSIS IN PREGNANCY AND THE PUERPERIUM
I82411	67150	Acute embolism and thrombosis of right femoral vein	OTHER PHLEBITIS AND THROMBOSIS COMPLICATING PREGNANCY AND THE PUERPERIUM UNSPECIFIED AS TO EPISODE OF CARE
I82412	67151	Acute embolism and thrombosis of left femoral vein	OTHER PHLEBITIS AND THROMBOSIS WITH DELIVERY WITH OR WITHOUT ANTEPARTUM CONDITION
I82413	67152	Acute embolism and thrombosis of femoral vein, bilateral	OTHER PHLEBITIS AND THROMBOSIS WITH DELIVERY WITH POSTPARTUM COMPLICATION
I82419	67153	Acute embolism and thrombosis of unspecified femoral vein	OTHER ANTEPARTUM PHLEBITIS AND THROMBOSIS
I82421	67154	Acute embolism and thrombosis of right iliac vein	OTHER POSTPARTUM PHLEBITIS AND THROMBOSIS
I82422		Acute embolism and thrombosis of left iliac vein	
I82423		Acute embolism and thrombosis of iliac vein, bilateral	
I82429		Acute embolism and thrombosis of unspecified iliac vein	
I82431		Acute embolism and thrombosis of right popliteal vein	
I82432		Acute embolism and thrombosis of left popliteal vein	
I82433		Acute embolism and thrombosis of popliteal vein, bilateral	

Appendix A
Comorbid conditions

I82439		Acute embolism and thrombosis of unspecified popliteal vein	
I82441		Acute embolism and thrombosis of right tibial vein	
I82442		Acute embolism and thrombosis of left tibial vein	
I82443		Acute embolism and thrombosis of tibial vein, bilateral	
I82449		Acute embolism and thrombosis of unspecified tibial vein	
I82491		Acute embolism and thrombosis of other specified deep vein of right lower extremity	
I82492		Acute embolism and thrombosis of other specified deep vein of left lower extremity	
I82493		Acute embolism and thrombosis of other specified deep vein of lower extremity, bilateral	
I82499		Acute embolism and thrombosis of other specified deep vein of unspecified lower extremity	
I824Y1		Acute embolism and thrombosis of unspecified deep veins of right proximal lower extremity	
I824Y2		Acute embolism and thrombosis of unspecified deep veins of left proximal lower extremity	
I824Y3		Acute embolism and thrombosis of unspecified deep veins of proximal lower extremity, bilateral	
I824Y9		Acute embolism and thrombosis of unspecified deep veins of unspecified proximal lower extremity	
I824Z1		Acute embolism and thrombosis of unspecified deep veins of right distal lower extremity	
I824Z2		Acute embolism and thrombosis of unspecified deep veins of left distal lower extremity	
I824Z3		Acute embolism and thrombosis of unspecified deep veins of distal lower extremity, bilateral	
I824Z9		Acute embolism and thrombosis of unspecified deep veins of unspecified distal lower extremity	
I82601		Acute embolism and thrombosis of unspecified veins of right upper extremity	
I82602		Acute embolism and thrombosis of unspecified veins of left upper extremity	
I82603		Acute embolism and thrombosis of unspecified veins of upper extremity, bilateral	
I82609		Acute embolism and thrombosis of unspecified veins of unspecified upper extremity	
I82611		Acute embolism and thrombosis of superficial veins of right upper extremity	
I82612		Acute embolism and thrombosis of superficial veins of left upper extremity	
I82613		Acute embolism and thrombosis of superficial veins of upper extremity, bilateral	
I82619		Acute embolism and thrombosis of superficial veins of unspecified upper extremity	
I82621		Acute embolism and thrombosis of deep veins of right upper extremity	
I82622		Acute embolism and thrombosis of deep veins of left upper extremity	
I82623		Acute embolism and thrombosis of deep veins of upper extremity, bilateral	
I82629		Acute embolism and thrombosis of deep veins of unspecified upper extremity	
I82890		Acute embolism and thrombosis of other specified veins	
I8290		Acute embolism and thrombosis of unspecified vein	
I82A11		Acute embolism and thrombosis of right axillary vein	
I82A12		Acute embolism and thrombosis of left axillary vein	
I82A13		Acute embolism and thrombosis of axillary vein, bilateral	
I82A19		Acute embolism and thrombosis of unspecified axillary vein	
I82B11		Acute embolism and thrombosis of right subclavian vein	
I82B12		Acute embolism and thrombosis of left subclavian vein	

Appendix A
Comorbid conditions

I82B13		Acute embolism and thrombosis of subclavian vein, bilateral	
I82B19		Acute embolism and thrombosis of unspecified subclavian vein	
I82C11		Acute embolism and thrombosis of right internal jugular vein	
I82C12		Acute embolism and thrombosis of left internal jugular vein	
I82C13		Acute embolism and thrombosis of internal jugular vein, bilateral	
I82C19		Acute embolism and thrombosis of unspecified internal jugular vein	
O2230		Deep phlebothrombosis in pregnancy, unspecified trimester	
O2231		Deep phlebothrombosis in pregnancy, first trimester	
O2232		Deep phlebothrombosis in pregnancy, second trimester	
O2233		Deep phlebothrombosis in pregnancy, third trimester	
O2250		Cerebral venous thrombosis in pregnancy, unspecified trimester	
O2251		Cerebral venous thrombosis in pregnancy, first trimester	
O2252		Cerebral venous thrombosis in pregnancy, second trimester	
O2253		Cerebral venous thrombosis in pregnancy, third trimester	
O2291		Venous complication in pregnancy, unspecified, first trimester	
O2292		Venous complication in pregnancy, unspecified, second trimester	
O2293		Venous complication in pregnancy, unspecified, third trimester	
O871		Deep phlebothrombosis in the puerperium	
O873		Cerebral venous thrombosis in the puerperium	